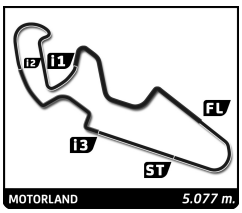

Stock ECh 2026
FIM MotoJunior CIRCUITO MOTORLAND ARAGÓN
FP2 Stock

Slow Sector Analysis (114%)

Personal Best | Session Best | B Crossing the pit lane

3 Vasilis PANTELEAKIS — GRE
VP3 Racing Team by Ilusion Racing — HONDA

Lap	Time	Sector 1	Sector 2	Sector 3	Sector 4	Elapsed
1	3:00.237	1:33.735	34.328	22.994	29.180	3:00.237
2	1:58.110	33.519	32.982	22.603	29.006	4:58.347
3	1:57.806	33.457	32.895	22.364	29.090	6:56.153
4	2:05.089 B	33.445	32.910	22.512	36.222	9:01.242
5	14:23.700	...	39.626	22.875	29.724	23:24.942
6	1:59.186	33.961	33.426	22.713	29.086	25:24.128
7	1:57.690	33.281	32.876	22.358	29.175	27:21.818
8	1:57.601	33.155	32.959	22.512	28.975	29:19.419
9	1:58.076	33.327	33.258	22.488	29.003	31:17.495
10	1:57.856	33.275	32.923	22.501	29.157	33:15.351
11	2:04.878 B	33.245	32.970	22.504	36.159	35:20.229

5 Lorenzo FELLON — FRA
SF Racing — YAMAHA

Lap	Time	Sector 1	Sector 2	Sector 3	Sector 4	Elapsed
1	3:10.274	1:45.591	33.792	22.358	28.533	3:10.274
2	1:56.007	32.840	32.524	22.222	28.421	5:06.281
3	1:56.571	33.452	32.486	21.986	28.647	7:02.852
4	1:55.787	32.731	32.518	21.880	28.658	8:58.639
5	1:55.503	32.738	32.418	21.874	28.473	10:54.142
6	2:08.826 B	36.868	34.900	22.736	34.322	13:02.968
7	12:38.220	...	34.067	22.553	28.573	25:41.188
8	1:55.079	32.547	32.271	21.784	28.477	27:36.267
9	1:54.549	32.386	32.197	21.897	28.069	29:30.816
10	1:55.423	32.531	32.347	21.917	28.628	31:26.239
11	2:10.908 B	39.549	33.563	22.891	34.905	33:37.147

11 Filippo FULIGNI — ITA
FUTUROTEL FACE RACING — YAMAHA

Lap	Time	Sector 1	Sector 2	Sector 3	Sector 4	Elapsed
1	2:59.634	1:33.063	34.348	22.666	29.557	2:59.634
2	1:57.822	33.431	32.959	22.373	29.059	4:57.456
3	1:59.329	33.347	32.788	22.189	31.005	6:56.785
4	1:59.904	33.227	32.669	24.616	29.392	8:56.689
5	1:56.952	33.055	32.645	22.168	29.084	10:53.641
6	1:57.382	33.126	32.926	22.250	29.080	12:51.023
7	1:59.362	33.143	32.744	23.683	29.792	14:50.385
8	1:56.449	32.985	32.592	22.045	28.827	16:46.834
9	2:09.421 B	35.298	34.368	23.498	36.257	18:56.255
10	8:36.285	7:08.225	35.254	23.207	29.599	27:32.540
11	1:56.562	33.007	32.541	22.302	28.712	29:29.102
12	1:57.506	33.039	32.914	22.768	28.785	31:26.608
13	2:03.010	34.512	34.499	24.412	29.587	33:29.618
14	1:56.654	33.085	32.680	22.114	28.775	35:26.272

21 Roberto BLÁZQUEZ — ESP
GV TAMOIL RACING — YAMAHA

Lap	Time	Sector 1	Sector 2	Sector 3	Sector 4	Elapsed
1	3:42.721	2:15.308	34.348	22.973	30.092	3:42.721
2	2:00.662	34.705	33.694	22.678	29.585	5:43.383
3	1:59.231	33.804	33.329	22.407	29.691	7:42.614
4	1:58.802	33.731	33.305	22.589	29.177	9:41.416
5	1:58.337	33.528	33.082	22.259	29.468	11:39.753
6	1:58.754	33.565	33.179	22.341	29.669	13:38.507
7	2:11.082 B	34.358	34.173	23.048	39.503	15:49.589
8	11:13.890	9:47.890	33.873	22.660	29.467	27:03.479
9	1:58.115	33.575	33.112	22.305	29.123	29:01.594
10	1:56.766	33.379	32.630	22.046	28.711	30:58.360
11	1:56.311	32.982	32.501	22.007	28.821	32:54.671
12	1:58.466	33.386	33.021	22.821	29.238	34:53.137
13	2:06.842 B	33.399	33.346	22.872	37.225	36:59.979

22 Daniel LANUZA — USA
LODISNA TEAM TORRENTÓ — YAMAHA

Lap	Time	Sector 1	Sector 2	Sector 3	Sector 4	Elapsed
1	3:08.084	1:42.861	33.422	22.724	29.077	3:08.084
2	1:58.020	33.615	32.789	22.546	29.070	5:06.104
3	1:57.736	33.904	32.668	22.483	28.681	7:03.840
4	1:56.720	33.217	32.516	22.199	28.788	9:00.560
5	1:56.867	33.238	32.670	22.223	28.736	10:57.427
6	1:57.627	33.400	32.707	22.377	29.143	12:55.054
7	1:58.823	33.802	33.147	22.706	29.168	14:53.877
8	1:59.577	33.991	33.662	22.930	28.994	16:53.454
9	1:59.032	33.904	33.175	22.712	29.241	18:52.486
10	1:59.020	34.007	33.218	22.672	29.123	20:51.506
11	1:59.095	33.903	33.237	22.802	29.153	22:50.601
12	2:06.007 B	34.200	33.494	22.932	35.381	24:56.608
13	11:03.075	9:36.981	33.926	22.971	29.197	35:59.683

23 Lorenzo PONTILLO — BEL
LODISNA TEAM TORRENTÓ — YAMAHA

Lap	Time	Sector 1	Sector 2	Sector 3	Sector 4	Elapsed
1	3:09.576	1:43.534	33.707	22.983	29.352	3:09.576
2	1:56.912	33.138	32.693	22.587	28.494	5:06.488
3	1:57.138	33.716	32.647	22.079	28.696	7:03.626
4	1:56.677	33.036	32.589	22.082	28.970	9:00.303
5	1:56.332	32.994	32.578	21.992	28.768	10:56.635
6	1:56.323	32.994	32.647	22.038	28.644	12:52.958
7	1:56.636	32.982	32.451	22.415	28.788	14:49.594
8	1:55.994	32.813	32.598	21.830	28.753	16:45.588
9	1:56.124	32.882	32.395	21.846	29.001	18:41.712
10	1:56.112	32.874	32.546	21.890	28.802	20:37.824
11	1:55.845	32.865	32.510	21.800	28.670	22:33.669
12	1:55.856	32.934	32.488	21.759	28.675	24:29.525
13	1:57.791	33.207	32.726	22.106	29.752	26:27.316
14	1:57.075	33.143	32.585	21.977	29.370	28:24.391
15	1:55.790	32.625	32.431	21.814	28.920	30:20.181
16	2:07.401 B	34.011	33.350	24.191	35.849	32:27.582
17	3:31.961	2:04.455	34.877	23.283	29.346	35:59.543

25 Bence KECSKES — HUN
IUM MOTORSPORTS — YAMAHA

Lap	Time	Sector 1	Sector 2	Sector 3	Sector 4	Elapsed
1	2:11.678	46.266	33.605	22.773	29.034	2:11.678
2	1:57.394	33.534	33.196	22.369	28.295	4:09.072
3	1:56.436	33.250	32.871	21.931	28.384	6:05.508
4	1:56.219	32.935	32.515	22.052	28.717	8:01.727
5	2:08.717 B	38.377	32.830	22.354	35.156	10:10.444
6	5:45.437	4:20.500	33.439	22.587	28.911	15:55.881
7	1:56.534	33.124	32.741	21.965	28.704	17:52.415
8	1:55.568	32.717	32.262	21.999	28.590	19:47.983
9	1:56.063	32.770	32.598	21.945	28.750	21:44.046
10	1:55.338	32.747	32.318	21.729	28.544	23:39.384
11	1:59.588	34.669	34.153	22.066	28.700	25:38.972
12	1:55.551	32.583	32.383	21.972	28.613	27:34.523
13	1:55.331	32.653	32.478	21.815	28.385	29:29.854
14	2:06.639 B	35.909	33.147	22.488	35.095	31:36.493

PIRELLI HONDA PROSECCO DOC ITALIAN GENIO
HEADQUARTERS – Príncipe de Vergara, 183 – 28002 Madrid – Tel.: +34 91 782 02 20
www.fimmotojunior.com

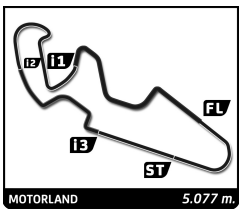

Stock ECh 2026
FIM MotoJunior CIRCUITO MOTORLAND ARAGÓN
FP2 Stock

Slow Sector Analysis (114%)

Personal Best | Session Best | B Crossing the pit lane

Lap	Time	Sector 1	Sector 2	Sector 3	Sector 4	Elapsed
15	3:38.465	2:14.094	33.144	22.475	28.752	35:14.958

26 Cristian D'ARLIANO — ITA
CIP Green Power Junior Team — YAMAHA

Lap	Time	Sector 1	Sector 2	Sector 3	Sector 4	Elapsed
1	2:19.217	53.724	33.610	22.651	29.232	2:19.217
2	1:58.353	33.329	32.896	23.153	28.975	4:17.570
3	1:57.785	33.695	32.851	22.346	28.893	6:15.355
4	1:58.563	34.213	32.897	22.378	29.075	8:13.918
5	1:57.874	33.528	33.011	22.164	29.171	10:11.792
6	1:58.290	33.501	33.056	22.390	29.343	12:10.082
7	2:19.867 B	40.128	35.437	24.200	40.102	14:29.949
8	10:48.494	9:21.955	34.751	22.822	28.966	25:18.443
9	1:57.459	33.196	32.940	22.255	29.068	27:15.902
10	2:03.080	38.071	33.372	22.490	29.147	29:18.982
11	1:58.332	33.615	33.131	22.293	29.293	31:17.314
12	2:16.202	37.343	37.846	23.531	37.482	33:33.516
13	1:58.530	33.735	33.231	22.568	28.996	35:32.046

29 Cristian LOLLI — ITA
MDR COMPETICION — YAMAHA

Lap	Time	Sector 1	Sector 2	Sector 3	Sector 4	Elapsed
1	3:02.044	1:34.397	34.731	23.510	29.406	3:02.044
2	1:59.093	33.354	34.407	22.372	28.960	5:01.137
3	1:57.088	33.269	32.675	22.143	29.001	6:58.225
4	1:56.460	32.917	32.470	22.057	29.016	8:54.685
5	2:07.387 B	34.430	33.988	22.184	36.785	11:02.072
6	6:37.159	5:12.890	33.112	22.178	28.979	17:39.231
7	1:56.108	32.873	32.472	22.157	28.606	19:35.339
8	1:56.382	32.988	32.482	21.889	29.023	21:31.721
9	2:01.882	37.180	33.244	22.471	28.987	23:33.603
10	2:04.589 B	32.782	32.414	22.288	37.105	25:38.192
11	4:06.789	2:38.226	36.235	23.358	28.970	29:44.981
12	2:01.751	32.952	32.542	24.289	31.968	31:46.732
13	1:55.279	32.596	32.336	21.852	28.495	33:42.011
14	2:10.977 B	36.634	34.157	22.912	37.274	35:52.988

31 Alberto GARCIA — ESP
TOP SURFACE ASPAR TEAM — YAMAHA

Lap	Time	Sector 1	Sector 2	Sector 3	Sector 4	Elapsed
1	2:11.225	43.825	34.858	23.070	29.472	2:11.225
2	1:57.520	33.568	33.006	22.228	28.718	4:08.745
3	1:55.654	32.767	32.275	22.021	28.591	6:04.399
4	1:55.454	32.636	32.311	21.767	28.740	7:59.853
5	1:55.536	32.799	32.324	21.762	28.651	9:55.389
6	2:04.589 B	32.734	33.617	23.226	35.012	11:59.978
7	12:31.782	...	32.660	21.829	28.840	24:31.760
8	1:55.271	32.547	32.223	21.740	28.761	26:27.031
9	1:56.759	33.148	32.580	22.088	28.943	28:23.790
10	2:00.731 B	32.730	32.369	21.865	33.767	30:24.521
11	3:06.463	1:37.881	34.674	23.513	30.395	33:30.984
12	1:56.942	32.928	33.008	22.336	28.670	35:27.926

34 Jacobo HINOJOSA — ESP
FUTUROTEL FACE RACING — YAMAHA

Lap	Time	Sector 1	Sector 2	Sector 3	Sector 4	Elapsed
1	3:52.549	2:25.588	33.897	23.865	29.199	3:52.549
2	1:56.659	32.982	32.724	22.189	28.764	5:49.208
3	1:55.730	32.565	32.518	21.889	28.758	7:44.938
4	1:55.793	32.581	32.472	21.964	28.776	9:40.731
5	1:55.628	32.592	32.284	21.954	28.798	11:36.359
6	2:09.399 B	34.096	33.991	23.471	37.841	13:45.758
7	7:20.208	5:55.397	33.431	22.577	28.803	21:05.966
8	1:55.406	32.465	32.342	21.878	28.721	23:01.372
9	1:54.835	32.300	32.198	21.826	28.511	24:56.207
10	1:55.019	32.404	32.257	21.715	28.643	26:51.226
11	1:55.188	32.510	32.246	21.764	28.668	28:46.414
12	1:54.837	32.434	32.137	21.662	28.604	30:41.251
13	1:55.106	32.547	32.131	21.747	28.681	32:36.357
14	2:20.612	45.493	36.348	28.543	30.228	34:56.969
15	1:55.607	32.800	32.492	21.932	28.383	36:52.576

35 Miguel BERNAL — ESP
MDR COMPETICION — YAMAHA

Lap	Time	Sector 1	Sector 2	Sector 3	Sector 4	Elapsed
1	2:10.692	43.223	34.969	22.924	29.576	2:10.692
2	1:57.080	32.940	32.714	22.514	28.912	4:07.772
3	1:55.612	32.560	32.579	21.778	28.695	6:03.384
4	1:55.731	32.721	32.546	21.784	28.680	7:59.115
5	1:55.561	32.705	32.449	21.736	28.671	9:54.676
6	1:55.415	32.577	32.339	21.786	28.713	11:50.091
7	1:55.338	32.539	32.389	21.774	28.636	13:45.429
8	1:55.230	32.608	32.322	21.796	28.504	15:40.659
9	1:55.169	32.519	32.342	21.650	28.658	17:35.828
10	1:55.437	32.757	32.290	21.775	28.615	19:31.265
11	1:55.756	32.680	32.462	21.917	28.697	21:27.021
12	1:58.775	33.536	33.777	22.474	28.988	23:25.796
13	1:56.866	33.312	32.805	21.927	28.822	25:22.662
14	1:55.612	32.813	32.381	21.836	28.582	27:18.274
15	2:04.252 B	33.955	33.335	22.260	34.702	29:22.526
16	5:18.530	3:53.272	33.967	22.340	28.951	34:41.056
17	1:56.185	32.839	32.693	22.009	28.644	36:37.241

37 David JIMENEZ — ESP
MDR COMPETICION — YAMAHA

Lap	Time	Sector 1	Sector 2	Sector 3	Sector 4	Elapsed
1	3:10.586	1:44.985	33.235	22.795	29.571	3:10.586
2	2:08.514 B	34.744	34.531	23.262	35.977	5:19.100
3	8:08.648	6:44.731	32.937	22.092	28.888	13:27.748
4	1:56.034	33.012	32.545	21.865	28.612	15:23.782
5	1:57.934	33.427	33.130	22.502	28.875	17:21.716
6	1:56.860	33.239	32.795	22.037	28.789	19:18.576
7	1:56.121	32.975	32.553	21.959	28.634	21:14.697
8	1:56.104	32.768	32.487	22.154	28.695	23:10.801
9	1:55.821	32.998	32.321	21.866	28.636	25:06.622
10	1:57.601	32.842	32.925	23.264	28.570	27:04.223
11	1:57.218	33.240	32.902	22.379	28.697	29:01.441
12	1:56.187	32.952	32.332	22.241	28.662	30:57.628
13	1:55.984	33.036	32.323	21.957	28.668	32:53.612
14	1:56.031	33.061	32.366	22.063	28.541	34:49.643
15	1:55.580	32.845	32.459	21.842	28.434	36:45.223

38 Ola GRANSHAGEN — NOR
IUM MOTORSPORTS — YAMAHA

Lap	Time	Sector 1	Sector 2	Sector 3	Sector 4	Elapsed
1	2:14.951	46.206	34.918	23.669	30.158	2:14.951
2	2:03.110	34.851	34.532	24.040	29.687	4:18.061
3	2:00.446	34.217	33.689	22.821	29.719	6:18.507
4	2:00.536	34.218	33.538	22.765	30.015	8:19.043
5	2:01.369	34.750	33.718	22.975	29.926	10:20.412
6	2:00.549	34.081	33.883	22.666	29.919	12:20.961

PIRELLI HONDA PROSECCO DOC ITALIAN GLING
HEADQUARTERS – Príncipe de Vergara, 183 – 28002 Madrid – Tel.: +34 91 782 02 20
www.fimmotojunior.com

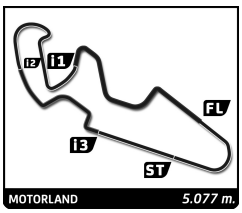

Stock ECh 2026
FIM MotoJunior CIRCUITO MOTORLAND ARAGÓN
FP2 Stock

Slow Sector Analysis (114%)

Personal Best | Session Best | B Crossing the pit lane

Lap	Time	Sector 1	Sector 2	Sector 3	Sector 4	Elapsed
7	2:00.351	34.081	33.874	22.765	29.631	14:21.312
8	2:00.011	34.092	33.495	22.800	29.624	16:21.323
9	1:59.961	34.022	33.501	22.745	29.693	18:21.284
10	1:59.980	34.040	33.381	22.834	29.725	20:21.264
11	1:59.848	34.085	33.445	22.847	29.471	22:21.112
12	2:10.374 B	34.657	33.944	23.677	38.096	24:31.486
13	7:58.809	6:31.348	34.272	23.357	29.832	32:30.295
14	2:00.597	34.331	33.595	23.069	29.602	34:30.892
15	2:01.117	34.238	33.797	23.261	29.821	36:32.009

51 Emanuele ANDRENACCI — ITA
FUTUROTEL FACE RACING — YAMAHA

Lap	Time	Sector 1	Sector 2	Sector 3	Sector 4	Elapsed
1	2:59.973	1:33.542	34.270	22.900	29.261	2:59.973
2	1:58.172	33.566	33.007	22.563	29.036	4:58.145
3	1:57.601	33.476	32.835	22.197	29.093	6:55.746
4	1:58.024	33.597	32.870	22.474	29.083	8:53.770
5	1:57.874	33.439	33.014	22.394	29.027	10:51.644
6	2:16.837 B	36.446	40.249	23.342	36.800	13:08.481
7	10:03.104	8:37.154	34.166	22.860	28.924	23:11.585
8	1:57.350	33.373	32.833	22.328	28.816	25:08.935
9	1:56.555	33.229	32.613	22.204	28.509	27:05.490
10	1:58.477	33.075	32.735	22.745	29.922	29:03.967
11	1:57.134	33.230	32.855	22.236	28.813	31:01.101
12	1:56.931	33.242	32.666	22.233	28.790	32:58.032
13	2:13.135	44.390	35.044	23.593	30.108	35:11.167

54 Adrián TORRELO — ESP
JDO RACING TEAM — YAMAHA

Lap	Time	Sector 1	Sector 2	Sector 3	Sector 4	Elapsed
1	2:18.171	52.074	33.547	23.025	29.525	2:18.171
2	1:59.202	33.529	33.109	23.328	29.236	4:17.373
3	1:57.559	33.434	32.911	22.189	29.025	6:14.932
4	1:58.733	34.215	33.082	22.235	29.201	8:13.665
5	1:57.647	33.437	32.943	22.148	29.119	10:11.312
6	1:57.658	33.380	32.962	22.172	29.144	12:08.970
7	2:11.220 B	33.570	39.540	22.600	35.510	14:20.190
8	9:47.514	8:22.256	33.369	22.678	29.211	24:07.704
9	1:57.330	33.446	32.821	22.078	28.985	26:05.034
10	1:56.797	33.113	32.634	22.083	28.967	28:01.831
11	1:57.194	33.154	32.753	22.149	29.138	29:59.025
12	1:57.178	33.264	32.758	22.100	29.056	31:56.203
13	1:57.020	33.180	32.778	22.124	28.938	33:53.223
14	1:56.917	33.338	32.732	22.084	28.763	35:50.140

57 Mitja BORGELT — GER
Ravenol Motorsport by planam — YAMAHA

Lap	Time	Sector 1	Sector 2	Sector 3	Sector 4	Elapsed
1	2:18.887	53.746	33.809	22.745	28.587	2:18.887
2	1:57.179	33.128	32.865	22.711	28.475	4:16.066
3	1:56.680	33.060	32.676	22.454	28.490	6:12.746
4	1:57.557	33.595	32.569	22.509	28.884	8:10.303
5	1:56.164	33.046	32.513	22.153	28.452	10:06.467
6	2:04.415 B	33.373	33.074	22.514	35.454	12:10.882
7	7:38.247	6:10.153	33.302	26.063	28.729	19:49.129
8	1:56.553	32.990	32.683	22.305	28.575	21:45.682
9	1:55.917	32.753	32.435	22.151	28.578	23:41.599
10	1:58.058	32.785	32.696	24.084	28.493	25:39.657
11	1:55.832	32.774	32.419	22.132	28.507	27:35.489
12	1:55.426	32.709	32.337	21.992	28.388	29:30.915
13	1:56.215	32.660	33.015	22.174	28.366	31:27.130
14	2:03.378	34.278	33.420	25.474	30.206	33:30.508
15	1:56.293	32.831	32.524	22.139	28.799	35:26.801

59 Bartosz BAMBECKI — POL
Wójcik Racing Team — HONDA

Lap	Time	Sector 1	Sector 2	Sector 3	Sector 4	Elapsed
1	3:05.678	1:36.654	35.850	23.410	29.764	3:05.678
2	2:01.248	34.640	34.024	23.182	29.402	5:06.926
3	2:00.033	33.901	33.700	23.007	29.425	7:06.959
4	1:59.975	33.960	33.457	22.769	29.789	9:06.934
5	2:00.011	34.147	33.587	22.731	29.546	11:06.945
6	2:00.255	34.305	33.554	22.949	29.447	13:07.200
7	1:59.950	34.139	33.664	22.826	29.321	15:07.150
8	1:59.786	34.084	33.528	22.689	29.485	17:06.936
9	2:10.632 B	35.461	35.657	22.951	36.563	19:17.568
10	8:11.906	6:43.793	35.458	23.204	29.451	27:29.474
11	1:59.516	33.954	33.743	22.676	29.143	29:28.990
12	1:59.400	33.961	33.485	22.796	29.158	31:28.390
13	2:05.648	34.306	35.998	24.553	30.791	33:34.038
14	1:59.441	34.333	33.396	22.594	29.118	35:33.479

62 Blai TRIAS — ESP
GV TAMOIL RACING — YAMAHA

Lap	Time	Sector 1	Sector 2	Sector 3	Sector 4	Elapsed
1	3:45.273	2:15.643	35.694	24.351	29.585	3:45.273
2	1:55.971	32.772	32.635	21.791	28.773	5:41.244
3	1:55.545	32.700	32.320	21.721	28.804	7:36.789
4	1:55.671	32.629	32.330	21.844	28.868	9:32.460
5	1:56.216	32.749	32.500	22.075	28.892	11:28.676
6	1:56.276	32.777	32.457	22.034	29.008	13:24.952
7	1:56.316	32.739	32.745	21.941	28.891	15:21.268
8	1:56.203	32.885	32.517	21.889	28.912	17:17.471
9	1:55.931	32.754	32.468	21.856	28.853	19:13.402
10	1:56.168	32.812	32.483	21.996	28.877	21:09.570
11	1:56.157	32.781	32.473	21.965	28.938	23:05.727
12	1:56.233	32.895	32.507	21.984	28.847	25:01.960
13	1:56.447	32.998	32.547	21.953	28.949	26:58.407
14	1:56.643	33.087	32.592	22.070	28.894	28:55.050
15	2:10.744 B	36.923	34.220	24.199	35.402	31:05.794
16	5:26.415	4:00.853	33.473	22.632	29.457	36:32.209

72 Yeray RUIZ — ESP
TEAM HONDA LAGLISSE FPS — HONDA

Lap	Time	Sector 1	Sector 2	Sector 3	Sector 4	Elapsed
1	3:26.314	2:00.593	33.656	22.822	29.243	3:26.314
2	1:56.445	32.916	32.646	22.050	28.833	5:22.759
3	1:56.258	32.874	32.523	22.158	28.703	7:19.017
4	1:55.883	32.780	32.457	21.920	28.726	9:14.900
5	2:03.350 B	33.414	33.276	22.112	34.548	11:18.250
6	8:54.389	7:28.810	33.245	22.715	29.619	20:12.639
7	1:55.318	32.619	32.207	21.932	28.560	22:07.957
8	1:55.376	32.684	32.316	21.731	28.645	24:03.333
9	1:56.811	32.814	32.516	22.035	29.446	26:00.144
10	1:55.644	32.852	32.310	21.807	28.675	27:55.788
11	1:55.471	32.696	32.352	21.734	28.689	29:51.259
12	1:55.113	32.670	32.195	21.703	28.545	31:46.372
13	1:55.303	32.747	32.184	21.797	28.575	33:41.675
14	1:55.577	32.733	32.403	21.942	28.499	35:37.252

PIRELLI HONDA PROSECCO DOC ITALIAN GLING
HEADQUARTERS – Príncipe de Vergara, 183 – 28002 Madrid – Tel.: +34 91 782 02 20
www.fimmotojunior.com

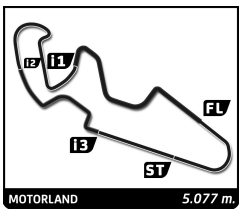

Stock ECh 2026

FIM MotoJunior CIRCUITO MOTORLAND ARAGÓN

FP2 Stock

Slow Sector Analysis (114%)

Personal Best | Session Best | **B** Crossing the pit lane

73 Jacopo CRETARO — ITA
Zivimotor — YAMAHA

Lap	Time	Sector 1	Sector 2	Sector 3	Sector 4	Elapsed
1	2:17.644	50.429	34.358	23.359	29.498	2:17.644
2	1:57.817	33.484	32.807	22.516	29.010	4:15.461
3	1:56.874	33.127	32.741	22.079	28.927	6:12.335
4	1:57.084	33.015	32.703	22.240	29.126	8:09.419
5	1:56.604	32.906	32.659	22.108	28.931	10:06.023
6	2:03.231 B	33.189	32.875	22.237	34.930	12:09.254
7	5:22.029	3:57.289	33.136	22.447	29.157	17:31.283
8	1:57.784	33.230	32.789	22.718	29.047	19:29.067
9	1:58.151	33.320	32.974	22.489	29.368	21:27.218
10	1:57.122	33.456	32.707	22.098	28.861	23:24.340
11	1:56.958	33.226	32.772	22.066	28.894	25:21.298
12	1:56.121	32.875	32.526	21.954	28.766	27:17.419
13	1:56.377	32.978	32.642	22.026	28.731	29:13.796
14	1:56.073	32.833	32.520	21.905	28.815	31:09.869
15	2:04.197 B	33.197	32.795	22.017	36.188	33:14.066

75 Sarthak CHAVAN — IND
Junior Team Da Corsa — YAMAHA

Lap	Time	Sector 1	Sector 2	Sector 3	Sector 4	Elapsed
1	2:10.008	43.377	34.686	22.742	29.203	2:10.008
2	2:00.049	34.588	33.732	22.876	28.853	4:10.057
3	1:58.984	33.825	33.296	22.711	29.152	6:09.041
4	2:17.416 B	41.401	34.670	23.312	38.033	8:26.457
5	11:09.221	9:43.986	33.551	22.448	29.236	19:35.678
6	1:57.582	33.486	32.916	22.305	28.875	21:33.260
7	1:58.756	33.501	33.152	23.034	29.069	23:32.016
8	1:58.379	33.526	33.253	22.689	28.911	25:30.395
9	1:58.188	33.563	32.992	22.703	28.930	27:28.583
10	1:57.563	33.318	33.142	22.315	28.788	29:26.146
11	2:02.092	36.915	33.929	22.592	28.656	31:28.238
12	1:59.903	33.792	33.407	23.157	29.547	33:28.141
13	2:00.361	33.521	34.705	23.330	28.805	35:28.502

76 Gonçalo CAPOTE — POR
PROMORACING FACTORY TEAM — YAMAHA

Lap	Time	Sector 1	Sector 2	Sector 3	Sector 4	Elapsed
1	2:11.109	44.123	34.653	23.161	29.172	2:11.109
2	1:57.684	33.599	33.105	22.399	28.581	4:08.793

84 Juanes RIVERA — COL
TEAM HONDA LAGLISSE FPS — HONDA

Lap	Time	Sector 1	Sector 2	Sector 3	Sector 4	Elapsed
1	2:10.911	43.670	33.693	22.552	30.996	2:10.911
2	1:56.976	33.184	32.779	22.237	28.776	4:07.887
3	1:56.801	32.734	32.663	22.282	29.122	6:04.688
4	1:57.160	32.988	32.800	22.314	29.058	8:01.848
5	2:07.512 B	34.243	35.701	22.417	35.151	10:09.360
6	10:01.952	8:36.944	33.527	22.133	29.348	20:11.312
7	1:56.708	32.988	32.883	21.988	28.849	22:08.020
8	1:55.646	32.852	32.338	21.758	28.698	24:03.666
9	1:56.051	32.673	32.458	22.021	28.899	25:59.717
10	2:07.038 B	35.025	33.142	22.541	36.330	28:06.755
11	4:13.197	2:48.270	33.315	22.396	29.216	32:19.952
12	1:57.450	33.080	33.079	22.226	29.065	34:17.402
13	1:58.515	33.525	33.118	22.582	29.290	36:15.917

90 Filippo ORLANDI — ITA
GV TAMOIL RACING — YAMAHA

Lap	Time	Sector 1	Sector 2	Sector 3	Sector 4	Elapsed
1	2:11.588	44.016	34.882	23.301	29.389	2:11.588
2	1:58.049	33.536	32.929	22.455	29.129	4:09.637
3	1:57.050	33.070	32.830	22.162	28.988	6:06.687
4	1:58.204	33.468	33.028	22.349	29.359	8:04.891
5	1:58.944	33.434	33.376	22.377	29.757	10:03.835
6	1:58.738	33.548	33.217	22.551	29.422	12:02.573
7	1:58.817	33.647	33.289	22.664	29.217	14:01.390
8	2:08.722 B	35.294	33.470	22.791	37.167	16:10.112
9	10:54.743	9:28.440	33.606	23.768	28.929	27:04.855
10	1:56.815	33.032	32.718	22.351	28.714	29:01.670
11	1:56.263	33.021	32.407	22.086	28.749	30:57.933
12	1:56.682	33.106	32.442	22.173	28.961	32:54.615
13	1:58.434	33.760	32.848	22.858	28.968	34:53.049
14	2:00.267	34.729	34.158	22.521	28.859	36:53.316

91 Kotaro UCHIUMI — JPN
PROMORACING FACTORY TEAM — YAMAHA

Lap	Time	Sector 1	Sector 2	Sector 3	Sector 4	Elapsed
1	2:17.871	50.671	34.330	23.347	29.523	2:17.871
2	1:57.905	33.530	32.961	22.612	28.802	4:15.776
3	1:56.786	33.080	32.697	22.289	28.720	6:12.562
4	1:57.025	33.057	32.584	22.430	28.954	8:09.587
5	1:56.590	33.034	32.674	22.290	28.592	10:06.177
6	2:03.630 B	33.434	32.859	22.537	34.800	12:09.807
7	13:08.076	...	33.754	22.324	28.768	25:17.883
8	1:56.202	32.950	32.505	22.098	28.649	27:14.085
9	1:56.266	32.877	32.492	22.227	28.670	29:10.351
10	1:56.243	32.959	32.467	22.198	28.619	31:06.594
11	1:56.202	33.017	32.460	22.105	28.620	33:02.796
12	1:58.036	33.507	33.325	22.492	28.712	35:00.832

PIRELLI HONDA PROSECCO DOC ITALIAN GLING
HEADQUARTERS – Príncipe de Vergara, 183 – 28002 Madrid – Tel.: +34 91 782 02 20
www.fimmotojunior.com