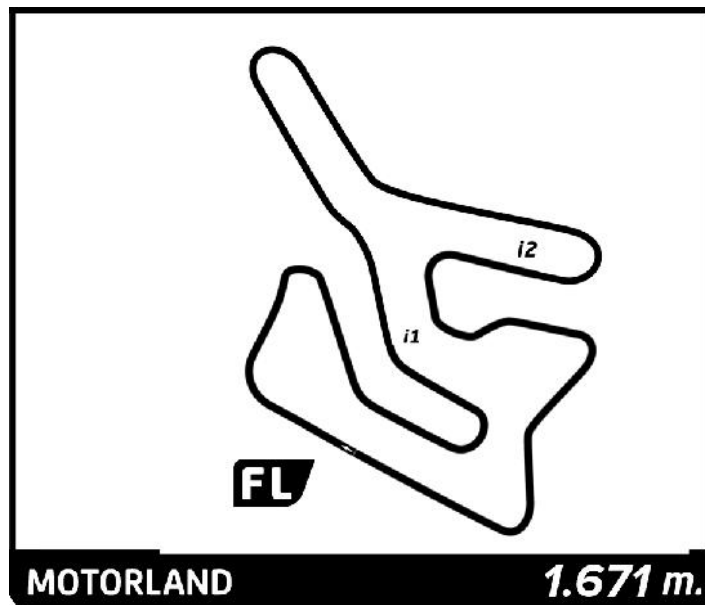


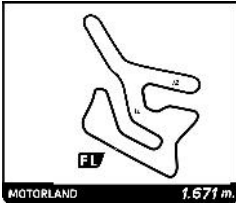
MiniGP Final

160cc
Results Booklet





MOTORLAND ARAGON, SPAIN • 12-14 November 2024



160cc MiniGP Final Free Practice 4 - Group A

Classification

No	Rider	Nat	Team	Bike	Tires	Cl.	Time	Lap Total	Gap	Kph
1	51 Shengbo SUN	CHN	MiniGP Spain	OHVALE	P		1:21.658	7 7	- -	73.7
2	14 Márk MOHAI	HUN	MiniGP Austria	OHVALE	P		1:23.491	4 5	+1.833 +1.833	72.1
3	53 Tyler HUMPHRIES	GBR	MiniGP UK	OHVALE	P		1:23.721	5 7	+2.063 +0.230	71.9
4	42 Casper PENNING	NLD	MiniGP Netherlands	OHVALE	P		1:24.091	7 7	+2.433 +0.370	71.5
5	25 Miro MASSON	BEL	MiniGP France	OHVALE	P		1:24.247	7 7	+2.589 +0.156	71.4
6	18 Jäger STOCKILL	CAN	MiniGP Canada	OHVALE	P		1:25.111	7 7	+3.453 +0.864	70.7
7	23 Simon KUCERIK	CZE	MiniGP Czech Republic	OHVALE	P		1:26.926	7 7	+5.268 +1.815	69.2
8	47 Alexandre CABÁ	PRT	MiniGP Portugal	OHVALE	P		1:28.394	7 7	+6.736 +1.468	68.1
9	12 Chaz WILLIAMS	AUS	MiniGP Australia	OHVALE	P		1:28.744	7 7	+7.086 +0.350	67.8
10	44 Kenzo ABADILLA	PHL	MiniGP Philippines	OHVALE	P		1:29.760	2 2	+8.102 +1.016	67.0
11	56 Connor RAYMOND	USA	MiniCUP USA	OHVALE	P		1:29.989	6 7	+8.331 +0.229	66.8
12	48 Jake FRANKLIN	GBR	MiniGP Qatar	OHVALE	P		1:32.507	4 4	+10.849 +2.518	65.0
13	16 Timurs SCICKO	LVA	MiniGP Baltic	OHVALE	P		1:33.143	4 5	+11.485 +0.636	64.6
14	19 Huang TINGNUO	CHN	MiniGP China	OHVALE	P		1:36.292	2 2	+14.634 +3.149	62.5

Fastest Lap:	Lap 7	Shengbo SUN	1:21.658	73.7 Kph
---------------------	-------	-------------	----------	----------

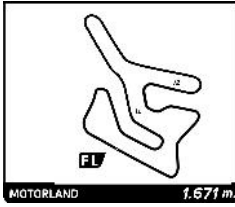
Published at:

Track Status: **WET**

Race Director:	Timekeeper: Alberto Estébanez	
-----------------------	---	--



MOTORLAND ARAGON, SPAIN • 12-14 November 2024



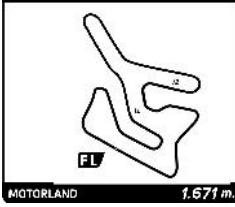
160cc MiniGP Final Free Practice 4 - Group A

Best Sector Times

Pos	Sector 1		Sector 2		Sector 3		Pos	No Rider	Ideal Lap	Best Lap	
	No Rider	Time	No Rider	Time	No Rider	Time					
1	51 S.SUN	27.651	51 S.SUN	26.646	51 S.SUN	27.361	1	51 S.SUN	1:21.658	1:21.658	(1)
2	14 M.MOHAI	28.288	42 C.PENNINGS	26.960	14 M.MOHAI	27.706	2	14 M.MOHAI	1:23.088	1:23.491	(2)
3	42 C.PENNINGS	28.582	53 T.HUMPHRIES	27.076	53 T.HUMPHRIES	27.791	3	53 T.HUMPHRIES	1:23.501	1:23.721	(3)
4	25 M.MASSON	28.632	14 M.MOHAI	27.094	25 M.MASSON	28.281	4	42 C.PENNINGS	1:24.091	1:24.091	(4)
5	53 T.HUMPHRIES	28.634	25 M.MASSON	27.334	18 J.STOCKILL	28.485	5	25 M.MASSON	1:24.247	1:24.247	(5)
6	18 J.STOCKILL	28.977	18 J.STOCKILL	27.649	42 C.PENNINGS	28.549	6	18 J.STOCKILL	1:25.111	1:25.111	(6)
7	47 A.CABÁ	29.597	23 S.KUCERIK	27.885	23 S.KUCERIK	29.169	7	23 S.KUCERIK	1:26.926	1:26.926	(7)
8	23 S.KUCERIK	29.872	47 A.CABÁ	28.469	12 C.WILLIAMS	29.674	8	47 A.CABÁ	1:28.103	1:28.394	(8)
9	12 C.WILLIAMS	29.887	12 C.WILLIAMS	28.664	44 K.ABADILLA	29.976	9	12 C.WILLIAMS	1:28.225	1:28.744	(9)
10	56 C.RAYMOND	30.178	44 K.ABADILLA	28.857	16 T.SCICKO	30.007	10	56 C.RAYMOND	1:29.676	1:29.989	(11)
11	16 T.SCICKO	30.582	56 C.RAYMOND	28.980	48 J.FRANKLIN	30.029	11	44 K.ABADILLA	1:29.760	1:29.760	(10)
12	44 K.ABADILLA	30.927	16 T.SCICKO	30.033	47 A.CABÁ	30.037	12	16 T.SCICKO	1:30.622	1:33.143	(13)
13	48 J.FRANKLIN	32.377	48 J.FRANKLIN	30.101	56 C.RAYMOND	30.518	13	48 J.FRANKLIN	1:32.507	1:32.507	(12)
14	19 H.TINGNUO	33.132	19 H.TINGNUO	30.549	19 H.TINGNUO	32.611	14	19 H.TINGNUO	1:36.292	1:36.292	(14)



MOTORLAND ARAGON, SPAIN • 12-14 November 2024



160cc MiniGP Final Free Practice 4 - Group A

Fastest Lap Sequence

Elapsed	No Rider	Team	Bike	Class	Time	Kph	Lap
3:13.678	53 Tyler HUMPHRIES	MiniGP UK	OHVALE		1:26.809	69.3	2
4:38.301	53 Tyler HUMPHRIES	MiniGP UK	OHVALE		1:24.623	71.1	3
6:03.215	14 Márk MOHAI	MiniGP Austria	OHVALE		1:23.491	72.1	4
9:49.282	51 Shengbo SUN	MiniGP Spain	OHVALE		1:23.113	72.4	6
11:10.940	51 Shengbo SUN	MiniGP Spain	OHVALE		1:21.658	73.7	7



MOTORLAND ARAGON, SPAIN • 12-14 November 2024



160cc MiniGP Final Free Practice 4 - Group A

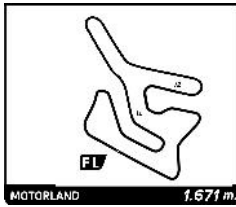
Sector Analysis

— Invalidated Lap ■ Personal Best ■ Session Best B Crossing the pit lane

Lap	Time	Sector 1	Sector 2	Sector 3	Kph	Elapsed	Lap	Time	Sector 1	Sector 2	Sector 3	Kph	Elapsed	
12 Chaz WILLIAMS AUS MiniGP Australia OHVALE							3	1:28.434	30.272	28.395	29.767	68.0	4:47.234	
1	2:02.946	55.151	34.597	33.198	48.9	2:02.946	4	1:28.662	30.675	28.291	29.696	67.8	6:15.896	
2	1:34.354	32.383	30.144	31.827	63.8	3:37.300	5	1:27.577	29.444	28.404	29.729	68.7	7:43.473	
3	1:31.872	31.736	29.418	30.718	65.5	5:09.172	6	1:25.721	29.088	27.799	28.834	70.2	9:09.194	
4	1:30.330	30.543	29.327	30.460	66.6	6:39.502	7	1:24.247	28.632	27.334	28.281	71.4	10:33.441	
5	1:30.011	30.504	28.940	30.567	66.8	8:09.513								
6	1:28.926	30.339	28.913	29.674	67.6	9:38.439								
7	1:28.744	29.887	28.664	30.193	67.8	11:07.183								
14 Márk MOHAI HUN MiniGP Austria OHVALE														
1	1:46.602	44.092	30.954	31.556	56.4	1:46.602								
2	1:28.221	30.820	28.332	29.069	68.2	3:14.823								
3	1:24.901	28.917	27.579	28.405	70.9	4:39.724								
4	1:23.491	28.464	27.177	27.850	72.1	6:03.215								
5	1:23.721	28.921	27.094	27.706	71.9	7:26.936								
16 Timurs SCICKO LVA MiniGP Baltic OHVALE														
1	2:21.160	B	43.905	1:08.322	28.933	42.6	2:21.160							
2	2:59.959	1:54.361	32.141	33.457	33.4	5:21.119								
3	1:36.282	32.180	31.816	32.286	62.5	6:57.401								
4	1:33.143	33.103	30.033	30.007	64.6	8:30.544								
5	1:33.653	30.582	32.099	30.972	64.2	10:04.197								
18 Jäger STOCKILL CAN MiniGP Canada OHVALE														
1	1:48.990	44.616	32.582	31.792	55.2	1:48.990								
2	1:31.561	31.358	29.565	30.638	65.7	3:20.551								
3	1:29.314	30.486	28.871	29.957	67.4	4:49.865								
4	1:27.363	30.046	28.092	29.225	68.9	6:17.228								
5	1:27.366	29.774	28.276	29.316	68.9	7:44.594								
6	1:26.414	29.336	28.114	28.964	69.6	9:11.008								
7	1:25.111	28.977	27.649	28.485	70.7	10:36.119								
19 Huang TINGNUO CHN MiniGP China OHVALE														
1	2:01.496	52.054	33.578	35.864	49.5	2:01.496								
2	1:36.292	33.132	30.549	32.611	62.5	3:37.788								
23 Simon KUCERIK CZE MiniGP Czech Republic OHVALE														
1	1:48.340	44.960	31.704	31.676	55.5	1:48.340								
2	1:29.827	31.144	28.578	30.105	67.0	3:18.167								
3	1:29.033	30.059	28.394	30.580	67.6	4:47.200								
4	1:29.404	30.568	28.934	29.902	67.3	6:16.604								
5	1:28.706	30.039	28.501	30.166	67.8	7:45.310								
6	1:28.232	29.927	28.543	29.762	68.2	9:13.542								
7	1:26.926	29.872	27.885	29.169	69.2	10:40.468								
25 Miro MASSON BEL MiniGP France OHVALE														
1	1:49.252	46.043	32.047	31.162	55.1	1:49.252								
2	1:29.548	30.981	28.731	29.836	67.2	3:18.800								
42 Casper PENNINGS NLD MiniGP Netherlands OHVALE														
1	2:01.829	57.177	32.054	32.598	49.4	2:01.829								
2	1:30.888	31.739	28.409	30.740	66.2	3:32.717								
3	1:27.659	30.258	27.407	29.994	68.6	5:00.376								
4	1:26.979	30.351	27.476	29.152	69.2	6:27.355								
5	1:25.855	29.231	27.436	29.188	70.1	7:53.210								
6	1:25.018	28.665	27.466	28.887	70.8	9:18.228								
7	1:24.091	28.582	26.960	28.549	71.5	10:42.319								
44 Kenzo ABADILLA PHL MiniGP Philippines OHVALE														
1	1:48.479	45.191	32.054	31.234	55.5	1:48.479								
2	1:29.760	30.927	28.857	29.976	67.0	3:18.239								
47 Alexandre CABÁ PRT MiniGP Portugal OHVALE														
1	1:57.917	51.385	31.998	34.534	51.0	1:57.917								
2	1:35.394	31.763	31.169	32.462	63.1	3:33.311								
3	1:32.428	31.620	29.800	31.008	65.1	5:05.739								
4	1:31.259	30.901	29.312	31.046	65.9	6:36.998								
5	1:29.457	30.222	28.957	30.278	67.2	8:06.455								
6	1:28.623	29.782	28.804	30.037	67.9	9:35.078								
7	1:28.394	29.597	28.469	30.328	68.1	11:03.472								
48 Jake FRANKLIN GBR MiniGP Qatar OHVALE														
1	2:09.024	53.724	37.467	37.833	46.6	2:09.024								
2	1:44.617	36.270	33.732	34.615	57.5	3:53.641								
3	1:39.234	33.836	32.083	33.315	60.6	5:32.875								
4	1:32.507	32.377	30.101	30.029	65.0	7:05.382								
51 Shengbo SUN CHN MiniGP Spain OHVALE														
1	2:37.034	1:31.785	33.103	32.146	38.3	2:37.034								
2	1:30.715	31.457	28.946	30.312	66.3	4:07.749								
3	1:27.512	29.882	28.264	29.366	68.7	5:35.261								
4	1:26.113	29.926	27.993	28.194	69.9	7:01.374								
5	1:24.795	29.308	27.338	28.149	70.9	8:26.169								
6	1:23.113	28.451	26.763	27.899	72.4	9:49.282								
7	1:21.658	27.651	26.646	27.361	73.7	11:10.940								
53 Tyler HUMPHRIES GBR MiniGP UK OHVALE														
1	1:46.869	45.813	31.084	29.972	56.3	1:46.869								
2	1:26.809	29.962	28.318	28.529	69.3	3:13.678								
3	1:24.623	28.831	27.734	28.058	71.1	4:38.301								
4	1:24.835	29.040	27.560	28.235	70.9	6:03.136								
5	1:23.721	28.854	27.076	27.791	71.9	7:26.857								
6	1:25.224	28.934	27.765	28.525	70.6	8:52.081								



MOTORLAND ARAGON, SPAIN • 12-14 November 2024



160cc MiniGP Final Free Practice 4 - Group A

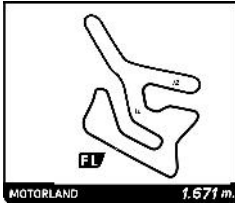
Sector Analysis

— Invalidated Lap ■ Personal Best ■ Session Best B Crossing the pit lane

Lap	Time	Sector 1	Sector 2	Sector 3	Kph	Elapsed	Lap	Time	Sector 1	Sector 2	Sector 3	Kph	Elapsed	
7	1:24.286	28.634	27.535	28.117	71.4	10:16.367								
56	Connor RAYMOND						USA							
		MiniCUP USA						OHVALE						
1	1:53.189	47.433	33.154	32.602	53.1	1:53.189								
2	1:34.098	32.174	30.234	31.690	63.9	3:27.287								
3	1:32.571	31.964	29.685	30.922	65.0	4:59.858								
4	1:38.091	30.549	29.058	38.484	61.3	6:37.949								
5	1:31.334	31.357	29.383	30.594	65.9	8:09.283								
6	1:29.989	30.469	28.980	30.540	66.8	9:39.272								
7	1:30.124	30.178	29.428	30.518	66.7	11:09.396								


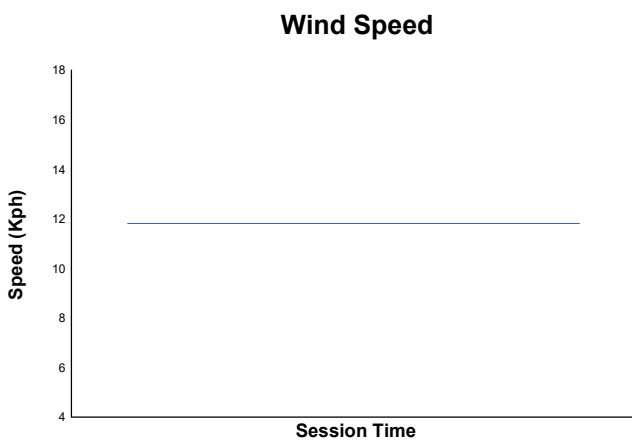
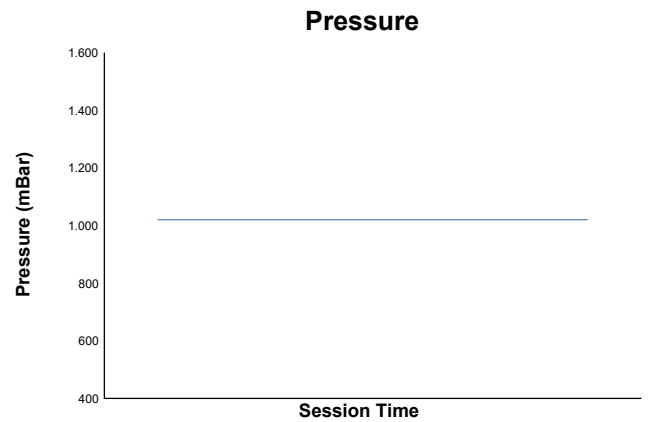
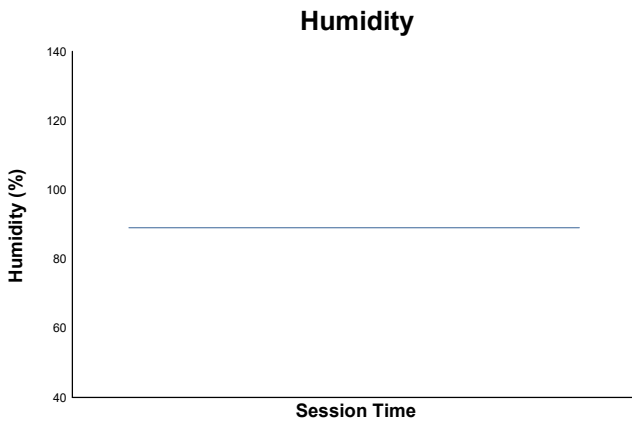
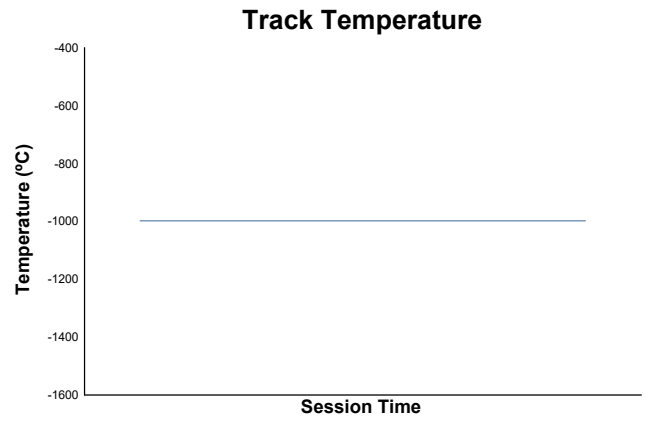
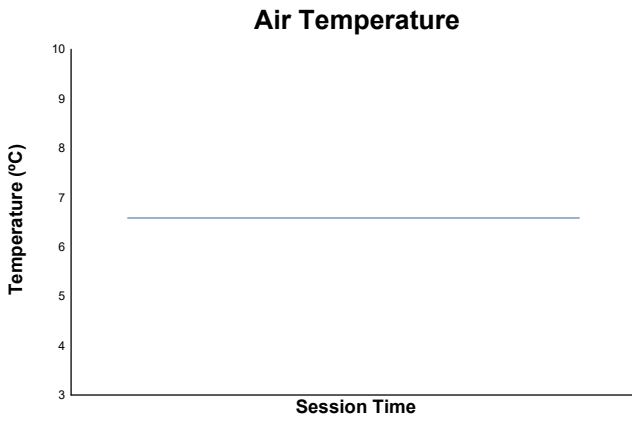


MOTORLAND ARAGON, SPAIN • 12-14 November 2024



MiniGP Final

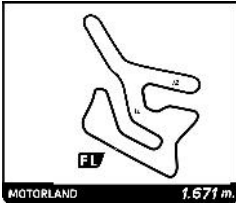
160cc
Free Practice 4 - Group A
Weather Report



Track Status: **WET**



MOTORLAND ARAGON, SPAIN • 12-14 November 2024



160cc MiniGP Final Free Practice 4 - Group B

Classification

No	Rider	Nat	Team	Bike	Tires	Cl.	Time	Lap Total	Gap	Kph
1	21 Liu SHANXU	CHN	MiniGP China	OHVALE	P		1:21.834	7 7	- -	73.5
2	35 Hayato CHISHIKI	JPN	MiniGP Japan	OHVALE	P		1:22.281	7 7	+0.447 +0.447	73.1
3	41 Airel MARZUKI	MYS	MiniGP Malaysia	OHVALE	P		1:22.511	5 7	+0.677 +0.230	72.9
4	33 Maicol COLAZZO	ITA	MiniGP Italy	OHVALE	P		1:22.645	5 7	+0.811 +0.134	72.8
5	38 Lyam RIOS	COL	MiniGP Latin America	OHVALE	P		1:23.326	5 5	+1.492 +0.681	72.2
6	29 Arkana ARDIN	IDN	MiniGP Indonesia	OHVALE	P		1:23.563	5 5	+1.729 +0.237	72.0
7	13 Thorley TREVORROW	GBR	MiniGP Austria	OHVALE	P		1:23.630	7 7	+1.796 +0.067	71.9
8	17 Lincoln SCOTT	CAN	MiniGP Canada	OHVALE	P		1:23.917	7 7	+2.083 +0.287	71.7
9	31 Alfie FLYYN	IRL	MiniGP Ireland	OHVALE	P		1:24.222	6 7	+2.388 +0.305	71.4
10	11 Judd PLAISTED	AUS	MiniGP Australia	OHVALE	P		1:24.286	6 6	+2.452 +0.064	71.4
11	15 Dominykas RAZMISLAVICIUS	LTU	MiniGP Baltic	OHVALE	P		1:25.149	4 7	+3.315 +0.863	70.6
12	22 Olaf KOZLOWSKI	POL	MiniGP Czech Republic	OHVALE	P		1:25.847	5 7	+4.013 +0.698	70.1
13	27 Fillin LORENZ	DEU	MiniGP Germany	OHVALE	P		1:26.972	6 7	+5.138 +1.125	69.2
14	24 Leandre MARTINEZ	FRA	MiniGP France	OHVALE	P		1:29.615	5 7	+7.781 +2.643	67.1

Fastest Lap:	Lap 7	Liu SHANXU	1:21.834	73.5 Kph
---------------------	-------	------------	----------	----------

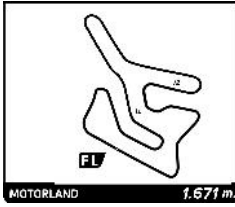
Published at:

Track Status: **WET**

Race Director:	Timekeeper: Alberto Estébanez	
-----------------------	---	--



MOTORLAND ARAGON, SPAIN • 12-14 November 2024



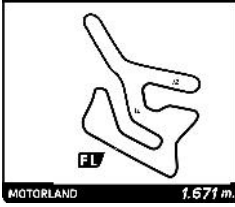
160cc MiniGP Final Free Practice 4 - Group B

Best Sector Times

Sector 1			Sector 2			Sector 3			Ideal Lap	Best Lap	
Pos	No Rider	Time	No Rider	Time	No Rider	Time	Pos	No Rider			
1	21 L.SHANXU	27.714	33 M.COLAZZO	26.490	21 L.SHANXU	27.332	1	21 L.SHANXU	1:21.834	1:21.834	(1)
2	35 H.CHISHIKI	27.747	21 L.SHANXU	26.788	41 A.MARZUKI	27.403	2	33 M.COLAZZO	1:22.207	1:22.645	(4)
3	41 A.MARZUKI	27.780	35 H.CHISHIKI	26.817	33 M.COLAZZO	27.567	3	35 H.CHISHIKI	1:22.281	1:22.281	(2)
4	13 T.TREVORROW	27.858	38 L.RIOS	26.893	38 L.RIOS	27.606	4	41 A.MARZUKI	1:22.471	1:22.511	(3)
5	38 L.RIOS	28.038	13 T.TREVORROW	27.082	35 H.CHISHIKI	27.717	5	38 L.RIOS	1:22.537	1:23.326	(5)
6	33 M.COLAZZO	28.150	29 A.ARDIN	27.195	17 L.SCOTT	27.957	6	13 T.TREVORROW	1:23.050	1:23.630	(7)
7	31 A.FLYYN	28.305	41 A.MARZUKI	27.288	29 A.ARDIN	27.967	7	29 A.ARDIN	1:23.563	1:23.563	(6)
8	17 L.SCOTT	28.338	31 A.FLYYN	27.415	31 A.FLYYN	28.069	8	31 A.FLYYN	1:23.789	1:24.222	(9)
9	11 J.PLAISTED	28.381	22 O.KOZLOWSKI	27.443	13 T.TREVORROW	28.110	9	17 L.SCOTT	1:23.836	1:23.917	(8)
10	29 A.ARDIN	28.401	11 J.PLAISTED	27.507	11 J.PLAISTED	28.398	10	11 J.PLAISTED	1:24.286	1:24.286	(10)
11	22 O.KOZLOWSKI	28.812	17 L.SCOTT	27.541	15 D.RAZMISLAVICIUS	28.472	11	15 D.RAZMISLAVICIUS	1:25.149	1:25.149	(11)
12	15 D.RAZMISLAVICIUS	29.111	15 D.RAZMISLAVICIUS	27.566	27 F.LORENZ	28.938	12	22 O.KOZLOWSKI	1:25.202	1:25.847	(12)
13	27 F.LORENZ	29.324	27 F.LORENZ	28.345	22 O.KOZLOWSKI	28.947	13	27 F.LORENZ	1:26.607	1:26.972	(13)
14	24 L.MARTINEZ	30.282	24 L.MARTINEZ	28.816	24 L.MARTINEZ	30.223	14	24 L.MARTINEZ	1:29.321	1:29.615	(14)



MOTORLAND ARAGON, SPAIN • 12-14 November 2024



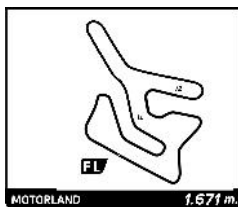
160cc MiniGP Final Free Practice 4 - Group B

Fastest Lap Sequence

Elapsed	No	Rider	Team	Bike	Class	Time	Kph	Lap
3:09.756	31	Alfie FLYYN	MiniGP Ireland	OHVALE		1:29.390	67.3	2
3:13.931	13	Thorley TREVORROW	MiniGP Austria	OHVALE		1:28.627	67.9	2
3:15.646	33	Maicol COLAZZO	MiniGP Italy	OHVALE		1:26.593	69.5	2
4:39.543	33	Maicol COLAZZO	MiniGP Italy	OHVALE		1:23.897	71.7	3
6:02.530	33	Maicol COLAZZO	MiniGP Italy	OHVALE		1:22.987	72.5	4
7:25.175	33	Maicol COLAZZO	MiniGP Italy	OHVALE		1:22.645	72.8	5
7:28.329	41	Airel MARZUKI	MiniGP Malaysia	OHVALE		1:22.511	72.9	5
10:14.603	35	Hayato CHISHIKI	MiniGP Japan	OHVALE		1:22.281	73.1	7
10:16.939	21	Liu SHANXU	MiniGP China	OHVALE		1:21.834	73.5	7



MOTORLAND ARAGON, SPAIN • 12-14 November 2024



160cc MiniGP Final Free Practice 4 - Group B

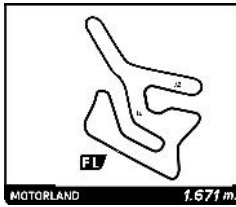
Sector Analysis

— Invalidated Lap ■ Personal Best ■ Session Best B Crossing the pit lane

Lap	Time	Sector 1	Sector 2	Sector 3	Kph	Elapsed	Lap	Time	Sector 1	Sector 2	Sector 3	Kph	Elapsed
11 Judd PLAISTED AUS MiniGP Australia OHVALE							5	1:25.847	29.457	27.443	28.947	70.1	7:46.092
1	1:52.794	49.843	31.156	31.795	53.3	1:52.794	6	1:25.910	28.812	27.866	29.232	70.0	9:12.002
2	1:31.107	31.926	29.174	30.007	66.0	3:23.901	7	1:27.514	29.435	28.648	29.431	68.7	10:39.516
3	1:28.377	30.088	28.909	29.380	68.1	4:52.278							
4	1:25.841	29.362	28.011	28.468	70.1	6:18.119							
5	1:24.765	28.628	27.684	28.453	71.0	7:42.884							
6	1:24.286	28.381	27.507	28.398	71.4	9:07.170							
13 Thorley TREVORROW GBR MiniGP Austria OHVALE													
1	1:45.304	42.431	31.305	31.568	57.1	1:45.304							
2	1:28.927	30.716	28.608	29.303	67.9	3:13.931							
3	1:26.259	29.506	27.820	28.933	69.7	4:40.190							
4	1:24.109	28.654	27.345	28.110	71.5	6:04.299							
5	1:24.071	28.415	27.165	28.491	71.6	7:28.370							
6	1:24.579	28.622	27.082	28.875	71.1	8:52.949							
7	1:23.630	27.858	27.330	28.442	71.9	10:16.579							
15 Dominykas RAZMISLAVICIUS LTU MiniGP Baltic OHVALE													
1	1:52.614	47.099	32.956	32.559	53.4	1:52.614							
2	1:30.218	31.804	28.584	29.830	66.7	3:22.832							
3	1:28.149	30.980	28.294	28.875	68.2	4:50.981							
4	1:25.149	29.111	27.566	28.472	70.6	6:16.130							
5	1:59.192	58.717	30.111	30.364	50.5	8:15.322							
6	1:28.194	30.121	28.458	29.615	68.2	9:43.516							
7	1:26.243	29.455	27.832	28.956	69.8	11:09.759							
17 Lincoln SCOTT CAN MiniGP Canada OHVALE													
1	1:50.164	47.437	31.006	31.721	54.6	1:50.164							
2	1:28.686	30.830	28.549	29.307	67.8	3:18.850							
3	1:25.919	28.944	28.272	28.703	70.0	4:44.769							
4	1:24.506	28.923	27.626	27.957	71.2	6:09.275							
5	1:25.287	28.741	28.132	28.414	70.5	7:34.562							
6	1:24.798	28.781	27.698	28.319	70.9	8:59.360							
7	1:23.917	28.338	27.541	28.038	71.7	10:23.277							
21 Liu SHANXU CHN MiniGP China OHVALE													
1	1:45.816	42.752	31.548	31.516	56.8	1:45.816							
2	1:29.164	30.528	28.904	29.732	67.5	3:14.980							
3	1:27.157	29.763	28.091	29.303	69.0	4:42.137							
4	1:25.638	28.800	27.979	28.859	70.2	6:07.775							
5	1:23.089	28.449	27.281	27.359	72.4	7:30.864							
6	1:24.241	28.254	27.691	28.296	71.4	8:55.105							
7	1:21.834	27.714	26.788	27.332	73.5	10:16.939							
22 Olaf KOZLOWSKI POL MiniGP Czech Republic OHVALE													
1	1:53.951	48.830	32.797	32.324	52.8	1:53.951							
2	1:31.211	31.665	29.334	30.212	66.0	3:25.162							
3	1:28.629	30.275	28.466	29.888	67.9	4:53.791							
4	1:26.454	29.455	27.781	29.218	69.6	6:20.245							
24 Leandre MARTINEZ FRA MiniGP France OHVALE							5	1:25.847	29.457	27.443	28.947	70.1	7:46.092
1	2:03.900	1:00.510	31.090	32.300	48.6	2:03.900	6	1:25.910	28.812	27.866	29.232	70.0	9:12.002
2	1:32.820	31.975	29.676	31.169	64.8	3:36.720	7	1:27.514	29.435	28.648	29.431	68.7	10:39.516
3	1:30.815	31.043	29.096	30.676	66.2	5:07.535							
4	1:31.211	31.045	29.654	30.512	66.0	6:38.746							
5	1:29.615	30.282	28.816	30.517	67.1	8:08.361							
6	1:30.490	30.380	29.358	30.752	66.5	9:38.851							
7	1:29.815	30.471	29.121	30.223	67.0	11:08.666							
27 Fillin LORENZ DEU MiniGP Germany OHVALE													
1	1:49.997	45.088	32.481	32.428	54.7	1:49.997							
2	1:32.640	31.953	29.796	30.891	64.9	3:22.637							
3	1:29.191	30.631	29.334	29.226	67.4	4:51.828							
4	1:28.075	29.717	28.938	29.420	68.3	6:19.903							
5	1:27.025	29.742	28.345	28.938	69.1	7:46.928							
6	1:26.972	29.353	28.596	29.023	69.2	9:13.900							
7	1:27.075	29.324	28.794	28.957	69.1	10:40.975							
29 Arkana ARDIN IDN MiniGP Indonesia OHVALE													
1	1:59.359	48.688	36.143	34.528	50.4	1:59.359							
2	1:33.147	32.634	30.077	30.436	64.6	3:32.506							
3	1:27.546	29.970	28.494	29.082	68.7	5:00.052							
4	1:24.972	28.698	27.562	28.712	70.8	6:25.024							
5	1:23.563	28.401	27.195	27.967	72.0	7:48.587							
31 Alfie FLYNN IRL MiniGP Ireland OHVALE													
1	1:40.366	37.433	31.737	31.196	59.9	1:40.366							
2	1:29.390	30.764	29.012	29.614	67.3	3:09.756							
3	1:26.815	29.440	28.214	29.161	69.3	4:36.571							
4	1:25.690	29.001	27.948	28.741	70.2	6:02.261							
5	1:25.036	29.552	27.415	28.069	70.7	7:27.297							
6	1:24.222	28.305	27.539	28.378	71.4	8:51.519							
7	1:24.426	28.590	27.703	28.133	71.3	10:15.945							
33 Maicol COLAZZO ITA MiniGP Italy OHVALE													
1	1:49.053	45.410	31.732	31.911	55.2	1:49.053							
2	1:26.593	29.892	28.077	28.624	69.5	3:15.646							
3	1:23.897	28.812	26.906	28.179	71.7	4:39.543							
4	1:22.987	28.504	26.815	27.668	72.5	6:02.530							
5	1:22.645	28.470	26.608	27.567	72.8	7:25.175							
6	1:22.887	28.272	26.839	27.776	72.6	8:48.062							
7	1:22.879	28.150	26.490	28.239	72.6	10:10.941							
35 Hayato CHISHIKI JPN MiniGP Japan OHVALE													
1	1:49.077	45.718	31.622	31.737	55.2	1:49.077							
2	1:28.048	30.022	28.533	29.493	68.3	3:17.125							



MOTORLAND ARAGON, SPAIN • 12-14 November 2024



160cc MiniGP Final Free Practice 4 - Group B

Sector Analysis

— Invalidated Lap ■ Personal Best ■ Session Best **B** Crossing the pit lane

Lap	Time	Sector 1	Sector 2	Sector 3	Kph	Elapsed	Lap	Time	Sector 1	Sector 2	Sector 3	Kph	Elapsed
3	1:24.765	28.705	27.387	28.673	71.0	4:41.890							
4	1:23.510	28.271	27.196	28.043	72.0	6:05.400							
5	1:23.752	28.076	27.533	28.143	71.8	7:29.152							
6	1:23.170	28.012	27.051	28.107	72.3	8:52.322							
7	1:22.281	27.747	26.817	27.717	73.1	10:14.603							

38 **Lyam RIOS** COL
MiniGP Latin America OHVALE

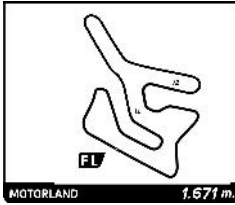
1	1:46.786	41.716	32.900	32.170	56.3	1:46.786
2	1:30.571	30.720	29.717	30.134	66.4	3:17.357
3	1:25.631	29.670	27.617	28.344	70.3	4:42.988
4	1:24.257	28.753	27.262	28.242	71.4	6:07.245
5	1:23.326	28.827	26.893	27.606	72.2	7:30.571

41 **Airel MARZUKI** MYS
MiniGP Malaysia OHVALE

1	1:47.474	45.292	31.705	30.477	56.0	1:47.474
2	1:29.061	30.644	29.383	29.034	67.5	3:16.535
3	1:25.628	28.586	28.436	28.606	70.3	4:42.163
4	1:23.655	28.964	27.288	27.403	71.9	6:05.818
5	1:22.511	27.780	27.320	27.411	72.9	7:28.329
6	1:25.624 B	31.339	27.496	26.789	70.3	8:53.953
7	1:56.320	59.375	28.088	28.857	51.7	10:50.273



MOTORLAND ARAGON, SPAIN • 12-14 November 2024


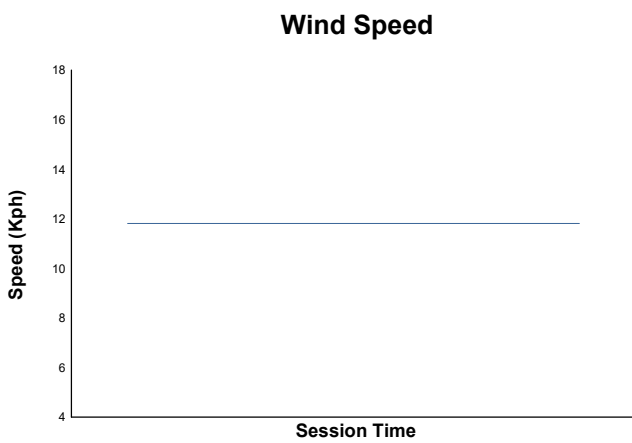
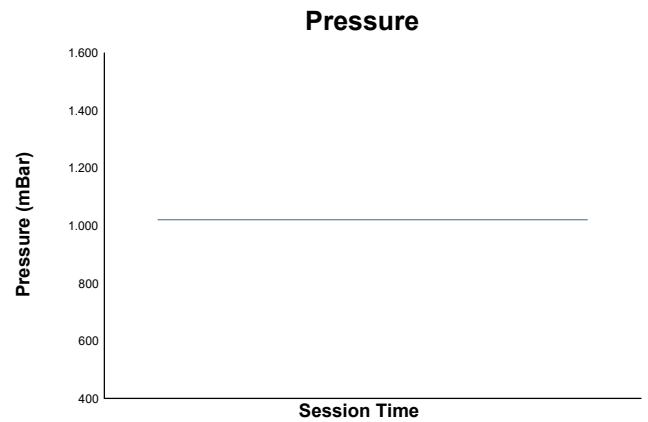
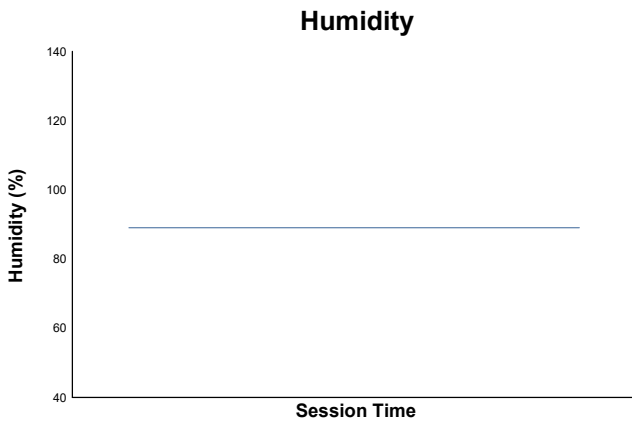
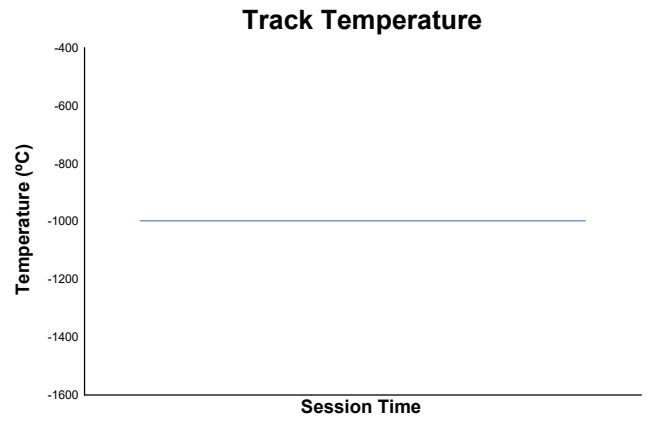
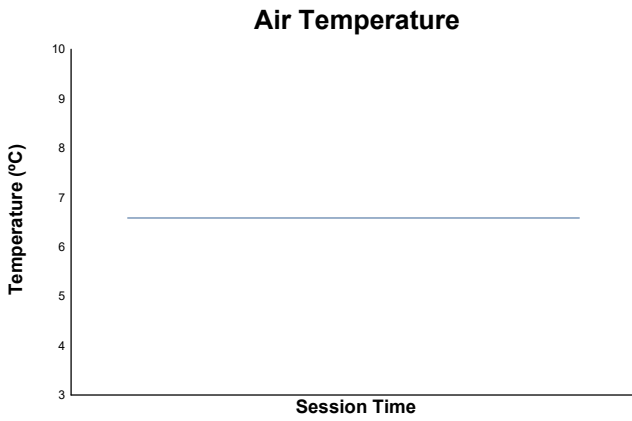


MiniGP Final

160cc

Free Practice 4 - Group B

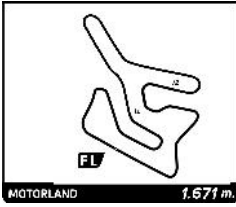
Weather Report



Track Status: **WET**



MOTORLAND ARAGON, SPAIN • 12-14 November 2024



160cc MiniGP Final Free Practice 4 - Group C

Classification

No	Rider	Nat	Team	Bike	Tires	Cl.	Time	Lap Total	Gap	Kph
1	54 Wilson DILKS	GBR	MiniGP UK	OHVALE	P		1:21.917	8 8	- -	73.4
2	36 Waku KUNITATE	JPN	MiniGP Japan	OHVALE	P		1:22.100	8 8	+0.183 +0.183	73.3
3	39 Nguyen VIET TUAN	VNM	MiniGP Malaysia	OHVALE	P		1:22.694	4 6	+0.777 +0.594	72.7
4	43 Douwe DOUMA	NLD	MiniGP Netherlands	OHVALE	P		1:22.858	7 7	+0.941 +0.164	72.6
5	37 Diego GONZÁLEZ	VEN	MiniGP Latin America	OHVALE	P		1:24.631	6 6	+2.714 +1.773	71.1
6	52 Jose Luis CAGIGAS	ESP	MiniGP Spain	OHVALE	P		1:25.246	3 6	+3.329 +0.615	70.6
7	34 Daniel PUTORTÍ	ITA	MiniGP Italy	OHVALE	P		1:26.875	6 6	+4.958 +1.629	69.2
8	32 Jack HAMILTON	IRL	MiniGP Ireland	OHVALE	P		1:27.030	6 6	+5.113 +0.155	69.1
9	28 Kenzie AKBAR	IDN	MiniGP Indonesia	OHVALE	P		1:27.703	3 4	+5.786 +0.673	68.6
10	55 Jase DILL	USA	MiniCUP USA	OHVALE	P		1:28.099	2 5	+6.182 +0.396	68.3
11	46 Tomás SANTOS	PRT	MiniGP Portugal	OHVALE	P		1:28.694	6 6	+6.777 +0.595	67.8
12	49 Riley ROBINSON	GBR	MiniGP Qatar	OHVALE	P		1:29.812	3 6	+7.895 +1.118	67.0
13	26 Ole SÄUBERLICH	DEU	MiniGP Germany	OHVALE	P		1:30.265	6 6	+8.348 +0.453	66.6

Fastest Lap:	Lap 8	Wilson DILKS	1:21.917	73.4 Kph
---------------------	-------	--------------	----------	----------

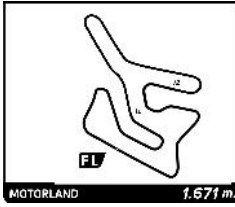
Published at:

Track Status: **WET**

Race Director:	Timekeeper: Alberto Estébanez	
-----------------------	---	--



MOTORLAND ARAGON, SPAIN • 12-14 November 2024



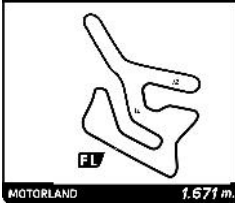
160cc MiniGP Final Free Practice 4 - Group C

Best Sector Times

Pos	Sector 1		Sector 2		Sector 3		Pos	No Rider	Ideal Lap	Best Lap	
	No Rider	Time	No Rider	Time	No Rider	Time					
1	36 W.KUNITATE	27.854	36 W.KUNITATE	26.393	54 W.DILKS	27.158	1	54 W.DILKS	1:21.917	1:21.917	(1)
2	43 D.DOUMA	28.139	54 W.DILKS	26.516	43 D.DOUMA	27.426	2	36 W.KUNITATE	1:22.100	1:22.100	(2)
3	54 W.DILKS	28.243	39 N.VIET TUAN	26.846	39 N.VIET TUAN	27.596	3	43 D.DOUMA	1:22.671	1:22.858	(4)
4	39 N.VIET TUAN	28.252	37 D.GONZÁLEZ	26.988	36 W.KUNITATE	27.853	4	39 N.VIET TUAN	1:22.694	1:22.694	(3)
5	37 D.GONZÁLEZ	28.545	43 D.DOUMA	27.106	52 J.CAGIGAS	28.830	5	37 D.GONZÁLEZ	1:24.371	1:24.631	(5)
6	52 J.CAGIGAS	28.964	52 J.CAGIGAS	27.452	37 D.GONZÁLEZ	28.838	6	52 J.CAGIGAS	1:25.246	1:25.246	(6)
7	34 D.PUTORTÍ	29.044	34 D.PUTORTÍ	27.692	55 J.DILL	28.872	7	34 D.PUTORTÍ	1:26.270	1:26.875	(7)
8	32 J.HAMILTON	29.525	32 J.HAMILTON	28.182	28 K.AKBAR	29.149	8	32 J.HAMILTON	1:27.030	1:27.030	(8)
9	28 K.AKBAR	29.912	46 T.SANTOS	28.435	32 J.HAMILTON	29.323	9	28 K.AKBAR	1:27.703	1:27.703	(9)
10	46 T.SANTOS	29.930	55 J.DILL	28.628	34 D.PUTORTÍ	29.534	10	55 J.DILL	1:27.742	1:28.099	(10)
11	55 J.DILL	30.242	28 K.AKBAR	28.642	49 R.ROBINSON	29.723	11	46 T.SANTOS	1:28.601	1:28.694	(11)
12	49 R.ROBINSON	30.766	26 O.SÄUBERLICH	28.904	26 O.SÄUBERLICH	29.757	12	26 O.SÄUBERLICH	1:29.436	1:30.265	(13)
13	26 O.SÄUBERLICH	30.775	49 R.ROBINSON	29.323	46 T.SANTOS	30.236	13	49 R.ROBINSON	1:29.812	1:29.812	(12)



MOTORLAND ARAGON, SPAIN • 12-14 November 2024



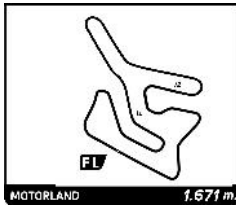
160cc MiniGP Final Free Practice 4 - Group C

Fastest Lap Sequence

Elapsed	No Rider	Team	Bike	Class	Time	Kph	Lap
3:03.856	39 Nguyen VIET TUAN	MiniGP Malaysia	OHVALE		1:25.665	70.2	2
3:06.479	54 Wilson DILKS	MiniGP UK	OHVALE		1:25.415	70.4	2
4:27.368	39 Nguyen VIET TUAN	MiniGP Malaysia	OHVALE		1:23.512	72.0	3
5:50.062	39 Nguyen VIET TUAN	MiniGP Malaysia	OHVALE		1:22.694	72.7	4
17:19.552	54 Wilson DILKS	MiniGP UK	OHVALE		1:21.917	73.4	8



MOTORLAND ARAGON, SPAIN • 12-14 November 2024



160cc MiniGP Final Free Practice 4 - Group C

Sector Analysis

— Invalidated Lap ■ Personal Best ■ Session Best B Crossing the pit lane

Lap	Time	Sector 1	Sector 2	Sector 3	Kph	Elapsed	Lap	Time	Sector 1	Sector 2	Sector 3	Kph	Elapsed	
26	Ole SÄUBERLICH DEU MiniGP Germany OHVALE							39	Nguyen VIET TUAN VNM MiniGP Malaysia OHVALE					
1	1:44.591	40.359	32.452	31.780	57.5	1:44.591	1	1:38.191	37.387	29.473	31.331	61.3	1:38.191	
2	1:31.943	31.381	30.453	30.109	65.4	3:16.534	2	1:25.665	29.347	27.965	28.353	70.2	3:03.856	
3	1:31.444	31.487	30.101	29.856	65.8	4:47.978	3	1:23.512	28.526	27.066	27.920	72.0	4:27.368	
4	1:25.112B	30.811	28.904	25.397	70.7	6:13.090	4	1:22.694	28.252	26.846	27.596	72.7	5:50.062	
5	9:09.892	8:09.270	30.208	30.414	10.9	15:22.982	5	1:58.396B	43.486	41.787	33.123	50.8	7:48.458	
6	1:30.265	30.775	29.733	29.757	66.6	16:53.247	6	6:45.717	5:49.013	28.240	28.464	14.8	14:34.175	
28	Kenzie AKBAR IDN MiniGP Indonesia OHVALE							43	Douwe DOUMA NLD MiniGP Netherlands OHVALE					
1	1:43.648	39.801	31.884	31.963	58.0	1:43.648	1	1:50.798	48.461	31.389	30.948	54.3	1:50.798	
2	1:30.350	31.293	29.417	29.640	66.6	3:13.998	2	1:28.151	30.382	28.986	28.783	68.2	3:18.949	
3	1:27.703	29.912	28.642	29.149	68.6	4:41.701	3	1:26.453	29.990	28.134	28.329	69.6	4:45.402	
4	5:46.328B				17.4	10:28.029	4	1:21.009B	28.609	27.320	25.080	74.3	6:06.411	
32	Jack HAMILTON IRL MiniGP Ireland OHVALE							5	8:27.318	7:30.811	28.092	28.415	11.9	14:33.729
1	1:45.318	41.242	31.823	32.253	57.1	1:45.318	6	1:23.564	28.871	27.106	27.587	72.0	15:57.293	
2	1:32.045	31.638	30.169	30.238	65.4	3:17.363	7	1:22.858	28.139	27.293	27.426	72.6	17:20.151	
3	1:29.640	30.897	29.139	29.604	67.1	4:47.003								
4	1:24.804B	29.875	28.442	26.487	70.9	6:11.807								
5	8:24.933	7:26.932	28.645	29.356	11.9	14:36.740								
6	1:27.030	29.525	28.182	29.323	69.1	16:03.770								
34	Daniel PUTORTÍ ITA MiniGP Italy OHVALE							46	Tomás SANTOS PRT MiniGP Portugal OHVALE					
1	1:53.623	48.162	32.515	32.946	52.9	1:53.623	1	1:45.693	43.153	30.697	31.843	56.9	1:45.693	
2	1:30.587	31.301	28.924	30.362	66.4	3:24.210	2	1:32.286	31.636	30.147	30.503	65.2	3:17.979	
3	1:27.158	29.644	27.980	29.534	69.0	4:51.368	3	1:30.710	31.295	29.179	30.236	66.3	4:48.689	
4	1:24.017B	29.044	28.722	26.251	71.6	6:15.385	4	1:26.694B	30.750	29.230	26.714	69.4	6:15.383	
5	8:48.936	7:49.009	29.519	30.408	11.4	15:04.321	5	8:29.003	7:28.350	30.186	30.467	11.8	14:44.386	
6	1:26.875	29.476	27.692	29.707	69.2	16:31.196	6	1:28.694	29.930	28.435	30.329	67.8	16:13.080	
36	Waku KUNITATE JPN MiniGP Japan OHVALE							49	Riley ROBINSON GBR MiniGP Qatar OHVALE					
1	1:44.297	43.661	29.531	31.105	57.7	1:44.297	1	1:52.476	45.751	33.867	32.858	53.5	1:52.476	
2	1:26.333	29.425	27.841	29.067	69.7	3:10.630	2	1:34.112	32.150	31.183	30.779	63.9	3:26.588	
3	1:23.861	28.145	27.253	28.463	71.7	4:34.491	3	1:29.812	30.766	29.323	29.723	67.0	4:56.400	
4	1:23.442	28.523	26.834	28.085	72.1	5:57.933	4	5:51.307B	30.975			17.1	10:47.707	
5	1:53.444B	40.324	40.256	32.864	53.0	7:51.377	5	4:04.048	2:59.773	32.392	31.883	24.6	14:51.755	
6	6:43.956	5:47.529	27.524	28.903	14.9	14:35.333	6	1:34.093	31.695	30.370	32.028	63.9	16:25.848	
7	1:23.942	28.195	27.306	28.441	71.7	15:59.275								
8	1:22.100	27.854	26.393	27.853	73.3	17:21.375								
37	Diego GONZÁLEZ VEN MiniGP Latin America OHVALE							52	Jose Luis CAGIGAS ESP MiniGP Spain OHVALE					
1	1:50.317	47.569	31.129	31.619	54.5	1:50.317	1	1:42.795	42.579	29.630	30.586	58.5	1:42.795	
2	1:28.391	30.281	28.526	29.584	68.1	3:18.708	2	1:28.602	30.522	28.555	29.525	67.9	3:11.397	
3	1:26.461	29.647	27.976	28.838	69.6	4:45.169	3	1:25.246	28.964	27.452	28.830	70.6	4:36.643	
4	1:22.920B	28.545	27.774	26.601	72.5	6:08.089	4	2:23.436B	28.984			41.9	7:00.079	
5	8:34.644	7:36.735	28.535	29.374	11.7	14:42.733	5	7:50.174	6:48.072	30.017	32.085	12.8	14:50.253	
6	1:24.631	28.761	26.988	28.882	71.1	16:07.364	6	1:28.049	29.970	28.027	30.052	68.3	16:18.302	
							54	Wilson DILKS GBR MiniGP UK OHVALE						
							1	1:41.064	40.919	29.945	30.200	59.5	1:41.064	
							2	1:25.415	29.681	27.582	28.152	70.4	3:06.479	
							3	1:23.606	29.148	26.790	27.668	72.0	4:30.085	
							4	1:24.475	28.998	27.010	28.467	71.2	5:54.560	
							5	1:54.831B	40.736	40.222	33.873	52.4	7:49.391	
							6	6:44.003	5:47.471	27.817	28.715	14.9	14:33.394	
							7	1:24.241	29.041	27.546	27.654	71.4	15:57.635	



MOTORLAND ARAGON, SPAIN • 12-14 November 2024



160cc MiniGP Final Free Practice 4 - Group C

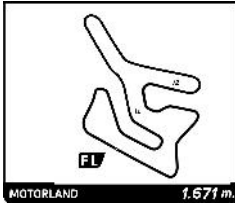
Sector Analysis

— Invalidated Lap ■ Personal Best ■ Session Best **B** Crossing the pit lane

Lap	Time	Sector 1	Sector 2	Sector 3	Kph	Elapsed	Lap	Time	Sector 1	Sector 2	Sector 3	Kph	Elapsed	
8	1:21.917	28.243	26.516	27.158	73.4	17:19.552								
55	Jase DILL USA													
	MiniCUP USA													
1	1:52.887	50.893	30.000	31.994	53.3	1:52.887								
2	1:28.099	30.599	28.628	28.872	68.3	3:20.986								
3	3:17.045 B	2:11.560	32.562	32.923	30.5	6:38.031								
4	8:04.709	7:05.284	29.461	29.964	12.4	14:42.740								
5	1:29.835	30.242	29.136	30.457	67.0	16:12.575								


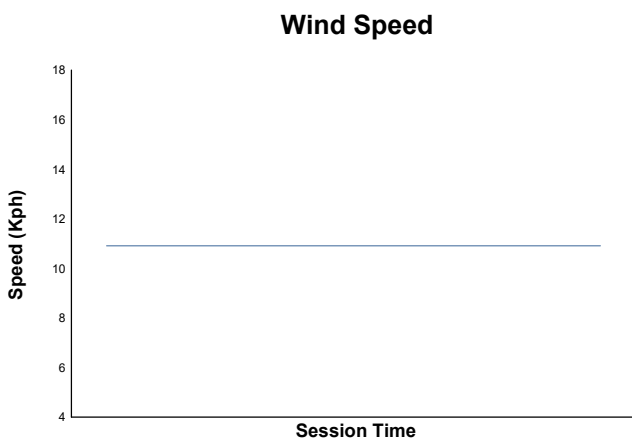
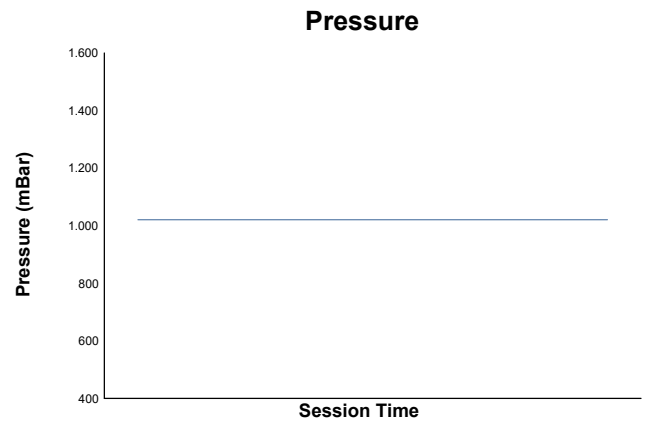
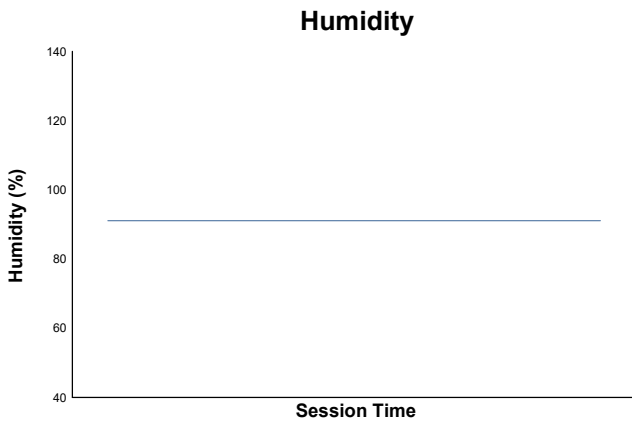
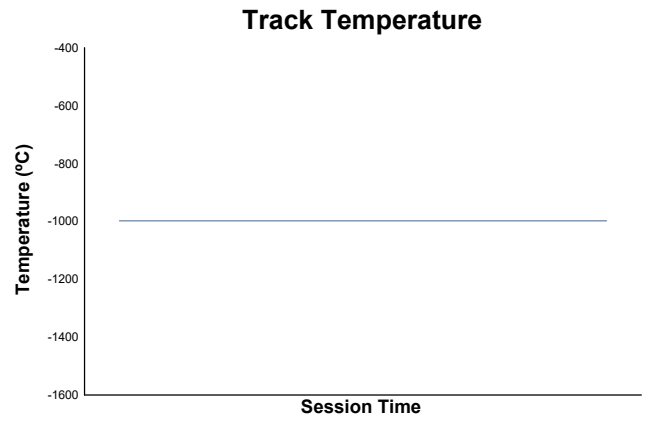
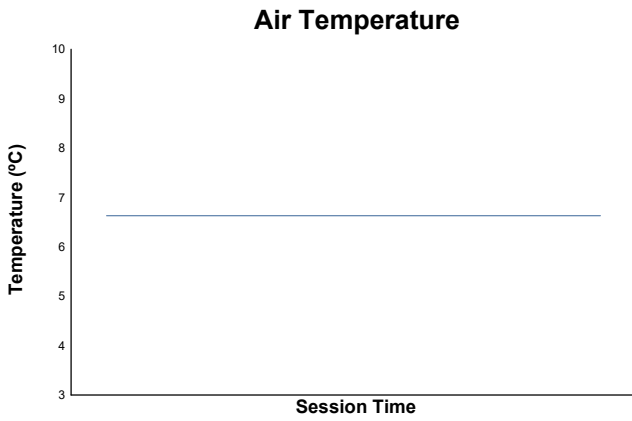


MOTORLAND ARAGON, SPAIN • 12-14 November 2024



MiniGP Final

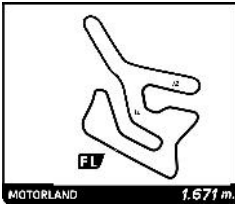
160cc
Free Practice 4 - Group C
Weather Report



Track Status: **WET**



MOTORLAND ARAGON, SPAIN • 12-14 November 2024



160cc MiniGP Final Combined 4 Session Classification

No	Rider	Nat	Team	Cl.	FP4-A	FP4-B	FP4-C	Time	Gap
1	51 Shengbo SUN	CHN	MiniGP Spain		1:21.658			1:21.658	
2	21 Liu SHANXU	CHN	MiniGP China			1:21.834		1:21.834	0.176 0.176
3	54 Wilson DILKS	GBR	MiniGP UK				1:21.917	1:21.917	0.259 0.083
4	36 Waku KUNITATE	JPN	MiniGP Japan				1:22.100	1:22.100	0.442 0.183
5	35 Hayato CHISHIKI	JPN	MiniGP Japan			1:22.281		1:22.281	0.623 0.181
6	41 Airel MARZUKI	MYS	MiniGP Malaysia			1:22.511		1:22.511	0.853 0.230
7	33 Maicol COLAZZO	ITA	MiniGP Italy			1:22.645		1:22.645	0.987 0.134
8	39 Nguyen VIET TUAN	VNM	MiniGP Malaysia				1:22.694	1:22.694	1.036 0.049
9	43 Douwe DOUMA	NLD	MiniGP Netherlands				1:22.858	1:22.858	1.200 0.164
10	38 Lyam RIOS	COL	MiniGP Latin America			1:23.326		1:23.326	1.668 0.468
11	14 Márk MOHAI	HUN	MiniGP Austria		1:23.491			1:23.491	1.833 0.165
12	29 Arkana ARDIN	IDN	MiniGP Indonesia			1:23.563		1:23.563	1.905 0.072
13	13 Thorley TREVORROW	GBR	MiniGP Austria			1:23.630		1:23.630	1.972 0.067
14	53 Tyler HUMPHRIES	GBR	MiniGP UK		1:23.721			1:23.721	2.063 0.091
15	17 Lincoln SCOTT	CAN	MiniGP Canada			1:23.917		1:23.917	2.259 0.196
16	42 Casper PENNINGS	NLD	MiniGP Netherlands		1:24.091			1:24.091	2.433 0.174
17	31 Alfie FLYYN	IRL	MiniGP Ireland			1:24.222		1:24.222	2.564 0.131
18	25 Miro MASSON	BEL	MiniGP France		1:24.247			1:24.247	2.589 0.025
19	11 Judd PLAISTED	AUS	MiniGP Australia			1:24.286		1:24.286	2.628 0.039
20	37 Diego GONZÁLEZ	VEN	MiniGP Latin America				1:24.631	1:24.631	2.973 0.345
21	18 Jäger STOCKILL	CAN	MiniGP Canada		1:25.111			1:25.111	3.453 0.480
22	15 Dominykas RAZMISLAVICIUS	LIT	MiniGP Baltic			1:25.149		1:25.149	3.491 0.038
23	52 Jose Luis CAGIGAS	ESP	MiniGP Spain				1:25.246	1:25.246	3.588 0.097
24	22 Olaf KOZLOWSKI	POL	MiniGP Czech Republic			1:25.847		1:25.847	4.189 0.601
25	34 Daniel PUTORTÍ	ITA	MiniGP Italy				1:26.875	1:26.875	5.217 1.028
26	23 Simon KUCERIK	CZE	MiniGP Czech Republic		1:26.926			1:26.926	5.268 0.051
27	27 Fillin LORENZ	DEU	MiniGP Germany			1:26.972		1:26.972	5.314 0.046
28	32 Jack HAMILTON	IRL	MiniGP Ireland				1:27.030	1:27.030	5.372 0.058
29	28 Kenzie AKBAR	IDN	MiniGP Indonesia				1:27.703	1:27.703	6.045 0.673
30	55 Jase DILL	USA	MiniCUP USA				1:28.099	1:28.099	6.441 0.396
31	47 Alexandre CABÁ	PRT	MiniGP Portugal		1:28.394			1:28.394	6.736 0.295
32	46 Tomás SANTOS	PRT	MiniGP Portugal				1:28.694	1:28.694	7.036 0.300
33	12 Chaz WILLIAMS	AUS	MiniGP Australia		1:28.744			1:28.744	7.086 0.050
34	24 Leandre MARTINEZ	FRA	MiniGP France			1:29.615		1:29.615	7.957 0.871
35	44 Kenzo ABADILLA	PHL	MiniGP Philippines		1:29.760			1:29.760	8.102 0.145
36	49 Riley ROBINSON	GBR	MiniGP Qatar				1:29.812	1:29.812	8.154 0.052
37	56 Connor RAYMOND	USA	MiniCUP USA		1:29.989			1:29.989	8.331 0.177
38	26 Ole SÄUBERLICH	DEU	MiniGP Germany				1:30.265	1:30.265	8.607 0.276
39	48 Jake FRANKLIN	GBR	MiniGP Qatar		1:32.507			1:32.507	10.849 2.242
40	16 Timurs SCICKO	LVA	MiniGP Baltic		1:33.143			1:33.143	11.485 0.636
41	19 Huang TINGNUO	CHN	MiniGP China		1:36.292			1:36.292	14.634 3.149

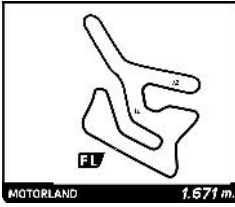
Race Director:

Timekeeper:

Alberto Estébanez



MOTORLAND ARAGON, SPAIN • 12-14 November 2024



160cc MiniGP Final Combined Practice Classification

No	Rider	Nat	Team	Cl.	C1	C2	C3	C4	Time	Gap
1	51 Shengbo SUN	CHN	MiniGP Spain		1:27.652	1:11.397	1:10.642	1:21.658	1:10.642	
2	55 Jase DILL	USA	MiniCUP USA		1:27.617	1:11.882	1:10.652	1:28.099	1:10.652	0.010
3	37 Diego GONZÁLEZ	VEN	MiniGP Latin America		1:20.005	1:11.019	1:10.848	1:24.631	1:10.848	0.206
4	34 Daniel PUTORTÍ	ITA	MiniGP Italy		1:24.447	1:12.531	1:10.887	1:26.875	1:10.887	0.245
5	24 Leandre MARTINEZ	FRA	MiniGP France		1:25.164	1:11.480	1:10.891	1:29.615	1:10.891	0.249
6	42 Casper PENNINGNS	NLD	MiniGP Netherlands		1:27.218	1:11.928	1:10.962	1:24.091	1:10.962	0.320
7	33 Maicol COLAZZO	ITA	MiniGP Italy		1:20.954	1:11.309	1:11.034	1:22.645	1:11.034	0.392
8	52 Jose Luis CAGIGAS	ESP	MiniGP Spain		1:18.869	1:11.969	1:11.106	1:25.246	1:11.106	0.464
9	13 Thorley TREVORROW	GBR	MiniGP Austria		1:31.225	1:11.581	1:11.167	1:23.630	1:11.167	0.525
10	41 Airel MARZUKI	MYS	MiniGP Malaysia		1:24.455	1:11.398	1:11.268	1:22.511	1:11.268	0.626
11	36 Waku KUNITATE	JPN	MiniGP Japan		1:24.097	1:11.963	1:11.282	1:22.100	1:11.282	0.640
12	22 Olaf KOZLOWSKI	POL	MiniGP Czech Republic		1:24.465	1:11.739	1:11.322	1:25.847	1:11.322	0.680
13	11 Judd PLAISTED	AUS	MiniGP Australia		1:25.140	1:11.833	1:11.329	1:24.286	1:11.329	0.687
14	35 Hayato CHISHIKI	JPN	MiniGP Japan		1:26.789	1:11.681	1:11.341	1:22.281	1:11.341	0.699
15	53 Tyler HUMPHRIES	GBR	MiniGP UK		1:21.405	1:12.677	1:11.610	1:23.721	1:11.610	0.968
16	39 Nguyen VIET TUAN	VNM	MiniGP Malaysia		1:23.719	1:11.797	1:11.619	1:22.694	1:11.619	0.977
17	29 Arkana ARDIN	IDN	MiniGP Indonesia		1:28.481	1:13.623	1:11.650	1:23.563	1:11.650	1.008
18	23 Simon KUCERIK	CZE	MiniGP Czech Republic		1:26.799	1:12.802	1:11.736	1:26.926	1:11.736	1.094
19	28 Kenzie AKBAR	IDN	MiniGP Indonesia		1:19.070	1:12.710	1:11.756	1:27.703	1:11.756	1.114
20	25 Miro MASSON	BEL	MiniGP France		1:26.623	1:13.185	1:11.837	1:24.247	1:11.837	1.195
21	12 Chaz WILLIAMS	AUS	MiniGP Australia		1:25.170	1:12.051	1:12.022	1:28.744	1:12.022	1.380
22	19 Huang TINGNUO	CHN	MiniGP China		1:26.891	1:12.724	1:12.056	1:36.292	1:12.056	1.414
23	54 Wilson DILKS	GBR	MiniGP UK		1:19.298	1:12.846	1:12.150	1:21.917	1:12.150	1.508
24	21 Liu SHANXU	CHN	MiniGP China		1:24.966	1:13.329	1:12.400	1:21.834	1:12.400	1.758
25	27 Fillin LORENZ	DEU	MiniGP Germany		1:25.006	1:13.963	1:12.570	1:26.972	1:12.570	1.928
26	15 Dominykas RAZMISLAVICIUS	LTU	MiniGP Baltic		1:32.841	1:13.219	1:12.659	1:25.149	1:12.659	2.017
27	14 Márk MOHAI	HUN	MiniGP Austria		1:25.684	1:13.586	1:12.706	1:23.491	1:12.706	2.064
28	17 Lincoln SCOTT	CAN	MiniGP Canada		1:25.841	1:14.447	1:12.716	1:23.917	1:12.716	2.074
29	26 Ole SÄUBERLICH	DEU	MiniGP Germany		1:24.511	1:14.938	1:12.772	1:30.265	1:12.772	2.130
30	46 Tomás SANTOS	PRT	MiniGP Portugal		1:31.113	1:13.747	1:13.138	1:28.694	1:13.138	2.496
31	43 Douwe DOUMA	NLD	MiniGP Netherlands		1:24.395	1:14.706	1:13.278	1:22.858	1:13.278	2.636
32	16 Timurs SCICKO	LVA	MiniGP Baltic		1:25.477	1:14.896	1:13.317	1:33.143	1:13.317	2.675
33	44 Kenzo ABADILLA	PHL	MiniGP Philippines		1:26.532	1:14.695	1:13.398	1:29.760	1:13.398	2.756
34	47 Alexandre CABÁ	PRT	MiniGP Portugal		1:29.498	1:14.570	1:13.498	1:28.394	1:13.498	2.856
35	31 Alfie FLYYN	IRL	MiniGP Ireland		1:28.652	1:15.599	1:13.985	1:24.222	1:13.985	3.343
36	38 Lyam RIOS	COL	MiniGP Latin America		1:25.125	1:15.669	1:14.293	1:23.326	1:14.293	3.651
37	49 Riley ROBINSON	GBR	MiniGP Qatar		1:41.630	1:16.529	1:14.631	1:29.812	1:14.631	3.989
38	32 Jack HAMILTON	IRL	MiniGP Ireland		1:27.134	1:14.662	1:14.935	1:27.030	1:14.662	4.020
39	56 Connor RAYMOND	USA	MiniCUP USA		1:27.986	1:16.071	1:14.689	1:29.989	1:14.689	4.047
40	48 Jake FRANKLIN	GBR	MiniGP Qatar		1:36.714	1:15.762	1:14.719	1:32.507	1:14.719	4.077
41	18 Jäger STOCKILL	CAN	MiniGP Canada		1:26.392	1:16.359	1:15.514	1:25.111	1:15.514	4.872

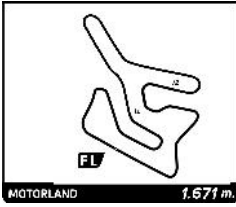
Race Director:

Timekeeper:

Alberto Estébanez



MOTORLAND ARAGON, SPAIN • 12-14 November 2024



160cc MiniGP Final Qualifying 1 Classification

No	Rider	Nat	Team	Bike	Tires	Cl.	Time	Lap Total	Gap	Kph
1	43 Douwe DOUMA	NLD	MiniGP Netherlands	OHVALE	P		1:21.667	10 10	-	73.7
2	38 Lyam RIOS	COL	MiniGP Latin America	OHVALE	P		1:21.700	8 8	+0.033	73.6
3	14 Márk MOHAI	HUN	MiniGP Austria	OHVALE	P		1:21.779	10 11	+0.112	73.6
4	44 Kenzo ABADILLA	PHL	MiniGP Philippines	OHVALE	P		1:22.204	10 11	+0.537	73.2
5	17 Lincoln SCOTT	CAN	MiniGP Canada	OHVALE	P		1:22.370	8 11	+0.703	73.0
6	16 Timurs SCICKO	LVA	MiniGP Baltic	OHVALE	P		1:23.240	7 7	+1.573	72.3
7	46 Tomás SANTOS	PRT	MiniGP Portugal	OHVALE	P		1:23.608	6 11	+1.941	72.0
8	31 Alfie FLYYN	IRL	MiniGP Ireland	OHVALE	P		1:23.627	5 11	+1.960	71.9
9	18 Jäger STOCKKILL	CAN	MiniGP Canada	OHVALE	P		1:23.762	3 10	+2.095	71.8
10	56 Connor RAYMOND	USA	MiniCUP USA	OHVALE	P		1:24.420	10 11	+2.753	71.3
11	32 Jack HAMILTON	IRL	MiniGP Ireland	OHVALE	P		1:24.702	5 11	+3.035	71.0
12	47 Alexandre CABÁ	PRT	MiniGP Portugal	OHVALE	P		1:25.149	10 10	+3.482	70.6
13	48 Jake FRANKLIN	GBR	MiniGP Qatar	OHVALE	P		1:25.168	5 5	+3.501	70.6
14	26 Ole SÄUBERLICH	DEU	MiniGP Germany	OHVALE	P		1:25.649	9 10	+3.982	70.2
15	49 Riley ROBINSON	GBR	MiniGP Qatar	OHVALE	P		1:25.812	6 8	+4.145	70.1

Fastest Lap: Lap 10 Douwe DOUMA 1:21.667 73.7 Kph

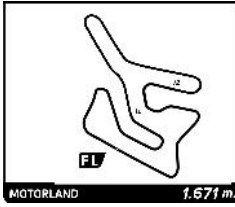
Published at:

Track Status: **WET**

Race Director:	Timekeeper: Alberto Estébanez	
-----------------------	---	--



MOTORLAND ARAGON, SPAIN • 12-14 November 2024



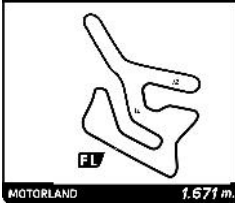
160cc MiniGP Final Qualifying 1

Best Sector Times

Sector 1			Sector 2			Sector 3			Pos	No Rider	Ideal Lap	Best Lap
Pos	No Rider	Time	No Rider	Time	No Rider	Time						
1	14 M.MOHAI	27.608	38 L.RIOS	26.529	43 D.DOUMA	27.033	1	43 D.DOUMA	1:21.183	1:21.667	(1)	
2	43 D.DOUMA	27.609	43 D.DOUMA	26.541	14 M.MOHAI	27.411	2	38 L.RIOS	1:21.613	1:21.700	(2)	
3	38 L.RIOS	27.639	17 L.SCOTT	26.735	38 L.RIOS	27.445	3	14 M.MOHAI	1:21.779	1:21.779	(3)	
4	44 K.ABADILLA	27.778	44 K.ABADILLA	26.754	44 K.ABADILLA	27.591	4	44 K.ABADILLA	1:22.123	1:22.204	(4)	
5	17 L.SCOTT	27.924	14 M.MOHAI	26.760	17 L.SCOTT	27.619	5	17 L.SCOTT	1:22.278	1:22.370	(5)	
6	46 T.SANTOS	28.038	46 T.SANTOS	26.882	16 T.SCICKO	27.693	6	16 T.SCICKO	1:23.240	1:23.240	(6)	
7	16 T.SCICKO	28.113	18 J.STOCKILL	27.004	31 A.FLYYN	28.066	7	46 T.SANTOS	1:23.315	1:23.608	(7)	
8	31 A.FLYYN	28.220	48 J.FRANKLIN	27.100	18 J.STOCKILL	28.245	8	31 A.FLYYN	1:23.438	1:23.627	(8)	
9	18 J.STOCKILL	28.254	31 A.FLYYN	27.152	32 J.HAMILTON	28.334	9	18 J.STOCKILL	1:23.503	1:23.762	(9)	
10	32 J.HAMILTON	28.371	56 C.RAYMOND	27.189	46 T.SANTOS	28.395	10	32 J.HAMILTON	1:24.143	1:24.702	(11)	
11	56 C.RAYMOND	28.522	16 T.SCICKO	27.434	49 R.ROBINSON	28.443	11	56 C.RAYMOND	1:24.420	1:24.420	(10)	
12	47 A.CABÁ	28.680	32 J.HAMILTON	27.438	26 O.SÄUBERLICH	28.595	12	47 A.CABÁ	1:24.768	1:25.149	(12)	
13	48 J.FRANKLIN	29.100	47 A.CABÁ	27.458	47 A.CABÁ	28.630	13	48 J.FRANKLIN	1:25.168	1:25.168	(13)	
14	26 O.SÄUBERLICH	29.108	49 R.ROBINSON	27.622	56 C.RAYMOND	28.709	14	49 R.ROBINSON	1:25.271	1:25.812	(15)	
15	49 R.ROBINSON	29.206	26 O.SÄUBERLICH	27.946	48 J.FRANKLIN	28.968	15	26 O.SÄUBERLICH	1:25.649	1:25.649	(14)	



MOTORLAND ARAGON, SPAIN • 12-14 November 2024



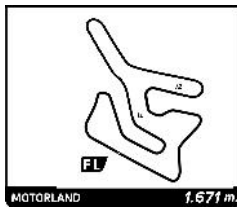
160cc MiniGP Final Qualifying 1

Fastest Lap Sequence

Elapsed	No Rider	Team	Bike	Class	Time	Kph	Lap
2:57.880	38 Lyam RIOS	MiniGP Latin America	OHVALE		1:25.207	70.6	2
3:05.966	43 Douwe DOUMA	MiniGP Netherlands	OHVALE		1:24.346	71.3	2
4:21.526	38 Lyam RIOS	MiniGP Latin America	OHVALE		1:23.646	71.9	3
5:44.593	38 Lyam RIOS	MiniGP Latin America	OHVALE		1:23.067	72.4	4
5:53.676	43 Douwe DOUMA	MiniGP Netherlands	OHVALE		1:22.755	72.7	4
7:06.997	38 Lyam RIOS	MiniGP Latin America	OHVALE		1:22.404	73.0	5
7:15.627	43 Douwe DOUMA	MiniGP Netherlands	OHVALE		1:21.951	73.4	5
11:13.061	38 Lyam RIOS	MiniGP Latin America	OHVALE		1:21.700	73.6	8
14:06.027	43 Douwe DOUMA	MiniGP Netherlands	OHVALE		1:21.667	73.7	10



MOTORLAND ARAGON, SPAIN • 12-14 November 2024



160cc MiniGP Final Qualifying 1

Sector Analysis

— Invalidated Lap ■ Personal Best ■ Session Best B Crossing the pit lane

Lap	Time	Sector 1	Sector 2	Sector 3	Kph	Elapsed	Lap	Time	Sector 1	Sector 2	Sector 3	Kph	Elapsed		
14	Márk MOHAI	HUN						4	2:16.180	1:18.398	28.559	29.223	44.2	6:49.929	
	MiniGP Austria	OHVALE						5	1:26.863	29.736	28.503	28.624	69.3	8:16.792	
1	1:36.106	37.024	29.191	29.891	62.6	1:36.106	6	1:26.596	29.604	28.111	28.881	69.5	9:43.388		
2	1:26.135	29.446	27.954	28.735	69.8	3:02.241	7	1:26.292	29.482	28.110	28.700	69.7	11:09.680		
3	1:24.839	28.756	27.810	28.273	70.9	4:27.080	8	1:26.498	29.372	28.282	28.844	69.5	12:36.178		
4	1:24.023	28.478	27.388	28.157	71.6	5:51.103	9	1:25.649	29.108	27.946	28.595	70.2	14:01.827		
5	1:23.182	28.300	27.107	27.775	72.3	7:14.285	10	1:27.207	29.399	28.593	29.215	69.0	15:29.034		
6	1:22.941	27.860	27.061	28.020	72.5	8:37.226									
7	1:23.385	28.123	27.621	27.641	72.1	10:00.611									
8	1:22.882	28.066	27.108	27.708	72.6	11:23.493									
9	1:22.733	28.237	26.891	27.605	72.7	12:46.226									
10	1:21.779	27.608	26.760	27.411	73.6	14:08.005									
11	1:22.893	27.872	26.801	28.220	72.6	15:30.898									
16	Timurs SCICKO	LVA						31	Alfie FLYNN	IRL					
	MiniGP Baltic	OHVALE							MiniGP Ireland	OHVALE					
1	1:46.972	47.443	29.934	29.595	56.2	1:46.972	1	1:36.684	37.736	29.167	29.781	62.2	1:36.684		
2	1:25.920	29.315	28.051	28.554	70.0	3:12.892	2	1:26.149	29.237	28.230	28.682	69.8	3:02.833		
3	1:22.792 B	29.928	28.399	24.465	72.7	4:35.684	3	1:24.906	28.770	27.668	28.468	70.9	4:27.739		
4	1:52.237	54.300	28.708	29.229	53.6	6:27.921	4	1:24.182	28.386	27.397	28.399	71.5	5:51.921		
5	1:24.950	28.767	27.723	28.460	70.8	7:52.871	5	1:23.627	28.220	27.341	28.066	71.9	7:15.548		
6	1:24.347	28.571	27.983	27.793	71.3	9:17.218	6	1:24.108	28.846	27.152	28.110	71.5	8:39.656		
7	1:23.240	28.113	27.434	27.693	72.3	10:40.458	7	1:24.180	28.230	27.569	28.381	71.5	10:03.836		
17	Lincoln SCOTT	CAN						32	Jack HAMILTON	IRL					
	MiniGP Canada	OHVALE							MiniGP Ireland	OHVALE					
1	1:36.890	38.335	28.957	29.598	62.1	1:36.890	1	1:37.308	38.052	29.560	29.696	61.8	1:37.308		
2	1:23.064 B	29.380	28.232	25.452	72.4	2:59.954	2	1:26.517	29.375	27.933	29.209	69.5	3:03.825		
3	1:58.522	1:01.649	28.341	28.532	50.8	4:58.476	3	1:26.211	29.441	27.842	28.928	69.8	4:30.036		
4	1:24.509	28.561	27.730	28.218	71.2	6:22.985	4	1:25.098	29.121	27.643	28.334	70.7	5:55.134		
5	1:23.465	28.258	27.442	27.765	72.1	7:46.450	5	1:24.702	28.519	27.587	28.596	71.0	7:19.836		
6	1:23.287	28.195	27.227	27.865	72.2	9:09.737	6	1:24.823	28.896	27.522	28.405	70.9	8:44.659		
7	1:22.551	28.135	26.797	27.619	72.9	10:32.288	7	1:24.789	28.898	27.438	28.453	70.9	10:09.448		
8	1:22.370	27.924	26.735	27.711	73.0	11:54.658	8	1:24.769	28.761	27.531	28.477	71.0	11:34.217		
9	1:22.828	28.246	26.951	27.631	72.6	13:17.486	9	1:24.716	28.647	27.616	28.453	71.0	12:58.933		
10	1:22.535	28.028	26.787	27.720	72.9	14:40.021	10	1:24.838	28.371	27.710	28.757	70.9	14:23.771		
11	1:19.364 B	27.945	27.079	24.340	75.8	15:59.385	11	1:25.755	29.068	27.809	28.878	70.1	15:49.526		
18	Jäger STOCKILL	CAN						38	Lyam RIOS	COL					
	MiniGP Canada	OHVALE							MiniGP Latin America	OHVALE					
1	1:32.570	35.125	28.167	29.278	65.0	1:32.570	1	1:32.673	35.455	28.196	29.022	64.9	1:32.673		
2	1:48.198	28.992	47.650	31.556	55.6	3:20.768	2	1:25.207	28.872	28.057	28.278	70.6	2:57.880		
3	1:23.762	28.513	27.004	28.245	71.8	4:44.530	3	1:23.646	28.224	27.394	28.028	71.9	4:21.526		
4	1:26.083	30.553	27.103	28.427	69.9	6:10.613	4	1:23.067	28.116	27.166	27.785	72.4	5:44.593		
5	1:57.903 B	28.254	1:02.135	27.514	51.0	8:08.516	5	1:22.404	28.048	26.911	27.445	73.0	7:06.997		
6	2:06.521	1:07.995	28.584	29.942	47.5	10:15.037	6	1:22.095	27.870	26.646	27.579	73.3	8:29.092		
7	1:25.977	29.488	27.993	28.496	70.0	11:41.014	7	1:22.269	27.639	27.120	27.510	73.1	9:51.361		
8	1:26.141	29.148	28.011	28.982	69.8	13:07.155	8	1:21.700	27.691	26.529	27.480	73.6	11:13.061		
26	Ole SÄUBERLICH	DEU						43	Douwe DOUMA	NLD					
	MiniGP Germany	OHVALE							MiniGP Netherlands	OHVALE					
1	1:41.805	41.772	30.073	29.960	59.1	1:41.805	1	1:41.620	43.357	28.919	29.344	59.2	1:41.620		
2	1:27.344	30.162	28.266	28.916	68.9	3:09.149	2	1:24.346	29.197	27.489	27.660	71.3	3:05.966		
3	1:24.600 B	29.639	29.887	25.074	71.1	4:33.749	3	1:24.955	29.352	27.212	28.391	70.8	4:30.921		
							4	1:22.755	28.567	26.901	27.287	72.7	5:53.676		
							5	1:21.951	27.609	26.911	27.431	73.4	7:15.627		
							6	1:22.170	27.715	26.802	27.653	73.2	8:37.797		
							7	1:22.049	27.769	27.029	27.251	73.3	9:59.846		
							8	1:22.550	27.917	27.219	27.414	72.9	11:22.396		



MOTORLAND ARAGON, SPAIN • 12-14 November 2024



160cc MiniGP Final Qualifying 1

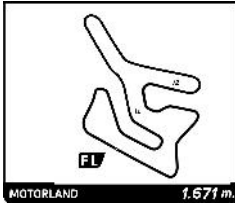
Sector Analysis

— Invalidated Lap ■ Personal Best ■ Session Best B Crossing the pit lane

Lap	Time	Sector 1	Sector 2	Sector 3	Kph	Elapsed	Lap	Time	Sector 1	Sector 2	Sector 3	Kph	Elapsed
9	1:21.964	28.267	26.664	27.033	73.4	12:44.360	4	1:25.863	29.429	27.622	28.812	70.1	6:05.348
10	1:21.667	27.846	26.541	27.280	73.7	14:06.027	5	1:26.380	29.206	28.175	28.999	69.6	7:31.728
44 Kenzo ABADILLA	PHL						56 Connor RAYMOND	USA					
MiniGP Philippines	OHVALE						MiniCUP USA	OHVALE					
1	1:37.866	39.293	29.020	29.553	61.5	1:37.866	1	1:37.716	38.757	29.125	29.834	61.6	1:37.716
2	1:27.451	29.878	28.236	29.337	68.8	3:05.317	2	1:27.510	29.836	28.149	29.525	68.7	3:05.226
3	1:25.590	29.514	27.376	28.700	70.3	4:30.907	3	1:27.436	29.887	28.308	29.241	68.8	4:32.662
4	1:24.358	28.750	27.304	28.304	71.3	5:55.265	4	1:26.204	29.222	28.001	28.981	69.8	5:58.866
5	1:23.502	28.567	26.918	28.017	72.0	7:18.767	5	1:25.478	28.753	27.641	29.084	70.4	7:24.344
6	1:23.249	28.293	26.940	28.016	72.3	8:42.016	6	1:26.319	29.041	28.295	28.983	69.7	8:50.663
7	1:22.939	28.210	26.941	27.788	72.5	10:04.955	7	1:25.789	29.259	27.601	28.929	70.1	10:16.452
8	1:23.051	28.172	26.948	27.931	72.4	11:28.006	8	1:25.817	28.755	27.831	29.231	70.1	11:42.269
9	1:23.239	28.420	27.043	27.776	72.3	12:51.245	9	1:26.168	28.944	28.091	29.133	69.8	13:08.437
10	1:22.204	27.778	26.835	27.591	73.2	14:13.449	10	1:24.420	28.522	27.189	28.709	71.3	14:32.857
11	1:22.546	27.859	26.754	27.933	72.9	15:35.995	11	1:25.883	28.722	27.768	29.393	70.0	15:58.740
46 Tomás SANTOS	PRT						47 Alexandre CABÁ	PRT					
MiniGP Portugal	OHVALE						MiniGP Portugal	OHVALE					
1	1:43.490	41.985	31.147	30.358	58.1	1:43.490	1	1:44.122	44.135	29.281	30.706	57.8	1:44.122
2	1:26.614	29.719	28.054	28.841	69.5	3:10.104	2	1:27.144	29.736	27.893	29.515	69.0	3:11.266
3	1:26.002	29.087	28.078	28.837	69.9	4:36.106	3	1:26.831	29.109	28.046	29.676	69.3	4:38.097
4	1:23.829	28.254	27.087	28.488	71.8	5:59.935	4	1:21.923 B	28.978	27.848	25.097	73.4	6:00.020
5	1:24.398	28.323	27.225	28.850	71.3	7:24.333	5	2:53.533	1:54.935	28.637	29.961	34.7	8:53.553
6	1:23.608	28.038	26.950	28.620	72.0	8:47.941	6	1:26.513	29.194	27.905	29.414	69.5	10:20.066
7	1:24.631	28.803	27.433	28.395	71.1	10:12.572	7	1:25.760	29.276	27.546	28.938	70.1	11:45.826
8	1:24.619	28.416	27.093	29.110	71.1	11:37.191	8	1:25.530	29.320	27.580	28.630	70.3	13:11.356
9	1:25.562	29.088	27.616	28.858	70.3	13:02.753	9	1:25.556	28.806	27.730	29.020	70.3	14:36.912
10	1:23.707	28.345	26.882	28.480	71.9	14:26.460	10	1:25.149	28.680	27.458	29.011	70.6	16:02.061
11	1:23.983	28.173	27.040	28.770	71.6	15:50.443	48 Jake FRANKLIN	GBR					
47 Alexandre CABÁ	PRT						MiniGP Qatar	OHVALE					
MiniGP Portugal	OHVALE						1	1:47.028	41.769	32.426	32.833	56.2	1:47.028
1	1:44.122	44.135	29.281	30.706	57.8	1:44.122	2	1:29.963	30.994	28.763	30.206	66.9	3:16.991
2	1:27.144	29.736	27.893	29.515	69.0	3:11.266	3	1:27.239	29.696	27.917	29.626	69.0	4:44.230
3	1:26.831	29.109	28.046	29.676	69.3	4:38.097	4	1:26.252	29.733	27.512	29.007	69.7	6:10.482
4	1:21.923 B	28.978	27.848	25.097	73.4	6:00.020	5	1:25.168	29.100	27.100	28.968	70.6	7:35.650
5	2:53.533	1:54.935	28.637	29.961	34.7	8:53.553	49 Riley ROBINSON	GBR					
6	1:26.513	29.194	27.905	29.414	69.5	10:20.066	MiniGP Qatar	OHVALE					
7	1:25.760	29.276	27.546	28.938	70.1	11:45.826	1	1:45.128	42.542	31.624	30.962	57.2	1:45.128
8	1:25.530	29.320	27.580	28.630	70.3	13:11.356	2	1:27.493	29.765	28.457	29.271	68.8	3:12.621
9	1:25.556	28.806	27.730	29.020	70.3	14:36.912	3	1:26.864	29.732	28.092	29.040	69.3	4:39.485
10	1:25.149	28.680	27.458	29.011	70.6	16:02.061							



MOTORLAND ARAGON, SPAIN • 12-14 November 2024



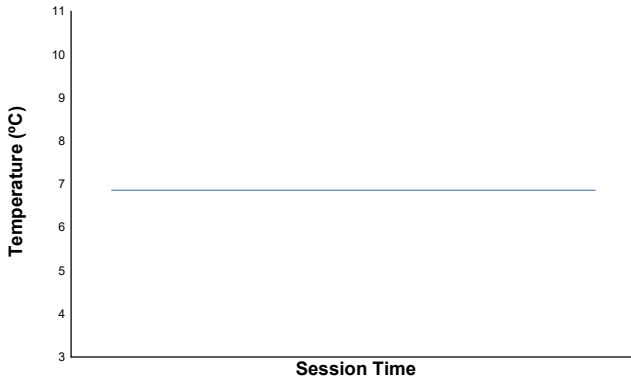
MiniGP Final

160cc

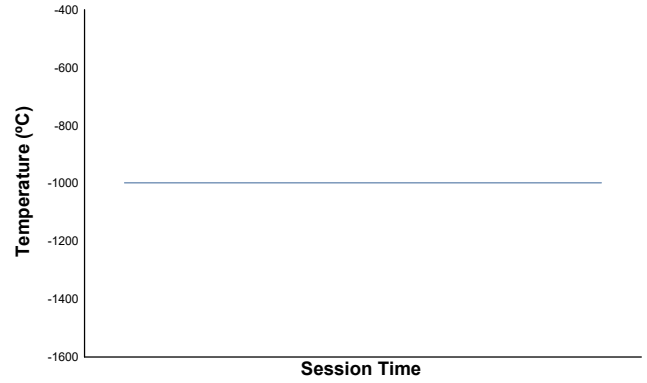
Qualifying 1

Weather Report

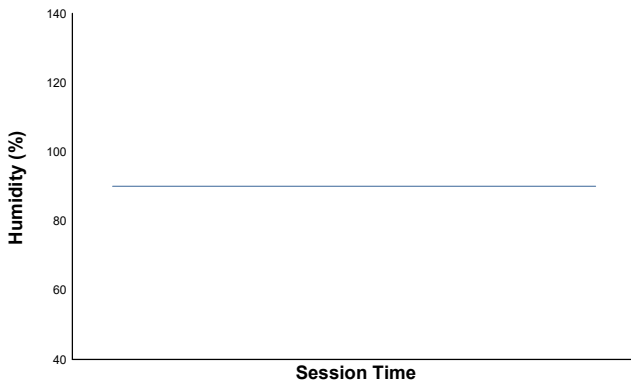
Air Temperature



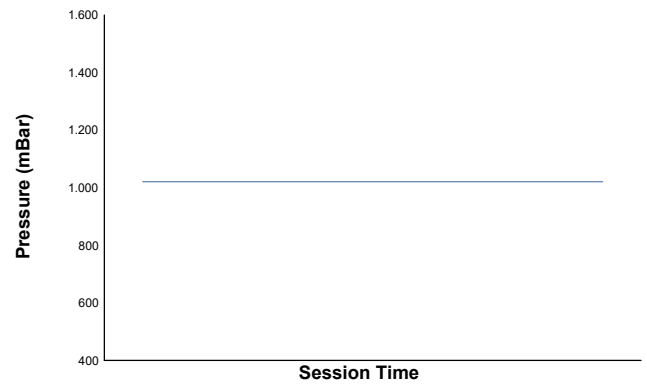
Track Temperature




Humidity




Pressure



Wind Speed



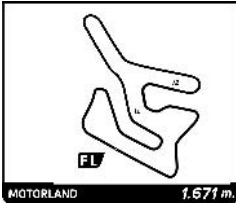
Wind Direction



Track Status: **WET**



MOTORLAND ARAGON, SPAIN • 12-14 November 2024



160cc MiniGP Final Qualifying 2

Classification

No	Rider	Nat	Team	Bike	Tires	Cl.	Time	Lap Total	Gap	Kph
1	53 Tyler HUMPHRIES	GBR	MiniGP UK	OHVALE	P		1:21.667	3 4	-	73.7
2	54 Wilson DILKS	GBR	MiniGP UK	OHVALE	P		1:22.699	11 11	+1.032	72.7
3	35 Hayato CHISHIKI	JPN	MiniGP Japan	OHVALE	P		1:22.855	2 7	+1.188	72.6
4	14 Márk MOHAI	HUN	MiniGP Austria	OHVALE	P		1:23.154	11 11	+1.487	72.3
5	43 Douwe DOUMA	NLD	MiniGP Netherlands	OHVALE	P		1:23.336	7 8	+1.669	72.2
6	39 Nguyen VIET TUAN	VNM	MiniGP Malaysia	OHVALE	P		1:23.599	10 10	+1.932	72.0
7	38 Lyam RIOS	COL	MiniGP Latin America	OHVALE	P		1:23.917	7 7	+2.250	71.7
8	21 Liu SHANXU	CHN	MiniGP China	OHVALE	P		1:24.413	9 10	+2.746	71.3
9	12 Chaz WILLIAMS	AUS	MiniGP Australia	OHVALE	P		1:24.420	10 11	+2.753	71.3
10	29 Arkana ARDIN	IDN	MiniGP Indonesia	OHVALE	P		1:24.492	9 9	+2.825	71.2
11	44 Kenzo ABADILLA	PHL	MiniGP Philippines	OHVALE	P		1:25.298	3 10	+3.631	70.5
12	11 Judd PLAISTED	AUS	MiniGP Australia	OHVALE	P		1:26.414	2 9	+4.747	69.6
13	27 Fillin LORENZ	DEU	MiniGP Germany	OHVALE	P		1:26.529	10 10	+4.862	69.5
14	23 Simon KUCERIK	CZE	MiniGP Czech Republic	OHVALE	P		1:27.024	6 8	+5.357	69.1
15	28 Kenzie AKBAR	IDN	MiniGP Indonesia	OHVALE	P		1:31.021	7 7	+9.354	66.1
16	19 Huang TINGNUO	CHN	MiniGP China	OHVALE	P		1:34.759	4 4	+13.092	63.5
17	15 Dominykas RAZMISLAVICIUS	LTU	MiniGP Baltic	OHVALE	P		1:46.377	2 2	+24.710	56.5
18	25 Miro MASSON	BEL	MiniGP France	OHVALE	P					

Fastest Lap: Lap 3 | Tyler HUMPHRIES | 1:21.667 | 73.7 Kph

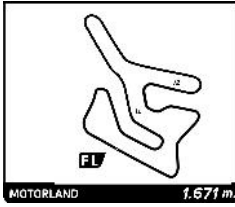
Published at:

Track Status: **WET**

Race Director:	Timekeeper: Alberto Estébanez	
-----------------------	---	--



MOTORLAND ARAGON, SPAIN • 12-14 November 2024

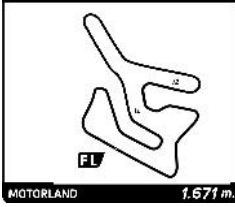


160cc MiniGP Final Qualifying 2 Best Sector Times

Sector 1			Sector 2			Sector 3			Ideal Lap	Best Lap	
Pos	No Rider	Time	No Rider	Time	No Rider	Time	Pos	No Rider			
1	53 T.HUMPHRIES	27.840	53 T.HUMPHRIES	26.309	53 T.HUMPHRIES	27.367	1	53 T.HUMPHRIES	1:21.516	1:21.667	(1)
2	35 H.CHISHIKI	27.994	54 W.DILKS	26.847	54 W.DILKS	27.424	2	54 W.DILKS	1:22.679	1:22.699	(2)
3	14 M.MOHAI	28.080	35 H.CHISHIKI	26.924	43 D.DOUMA	27.720	3	35 H.CHISHIKI	1:22.855	1:22.855	(3)
4	43 D.DOUMA	28.285	21 L.SHANXU	27.053	39 N.VIET TUAN	27.868	4	14 M.MOHAI	1:23.154	1:23.154	(4)
5	38 L.RIOS	28.311	14 M.MOHAI	27.129	35 H.CHISHIKI	27.937	5	43 D.DOUMA	1:23.336	1:23.336	(5)
6	44 K.ABADILLA	28.372	39 N.VIET TUAN	27.148	14 M.MOHAI	27.945	6	39 N.VIET TUAN	1:23.497	1:23.599	(6)
7	54 W.DILKS	28.408	43 D.DOUMA	27.331	38 L.RIOS	28.158	7	38 L.RIOS	1:23.917	1:23.917	(7)
8	39 N.VIET TUAN	28.481	12 C.WILLIAMS	27.400	29 A.ARDIN	28.291	8	21 L.SHANXU	1:24.032	1:24.413	(8)
9	29 A.ARDIN	28.533	44 K.ABADILLA	27.421	21 L.SHANXU	28.330	9	29 A.ARDIN	1:24.307	1:24.492	(10)
10	12 C.WILLIAMS	28.568	38 L.RIOS	27.448	12 C.WILLIAMS	28.452	10	12 C.WILLIAMS	1:24.420	1:24.420	(9)
11	21 L.SHANXU	28.649	29 A.ARDIN	27.483	44 K.ABADILLA	28.759	11	44 K.ABADILLA	1:24.552	1:25.298	(11)
12	27 F.LORENZ	28.915	23 S.KUCERIK	27.995	27 F.LORENZ	28.840	12	27 F.LORENZ	1:25.764	1:26.529	(13)
13	11 J.PLAISTED	28.920	11 J.PLAISTED	27.999	23 S.KUCERIK	29.163	13	11 J.PLAISTED	1:26.220	1:26.414	(12)
14	23 S.KUCERIK	29.361	27 F.LORENZ	28.009	11 J.PLAISTED	29.301	14	23 S.KUCERIK	1:26.519	1:27.024	(14)
15	28 K.AKBAR	29.905	28 K.AKBAR	29.508	28 K.AKBAR	30.568	15	28 K.AKBAR	1:29.981	1:31.021	(15)
16	19 H.TINGNUO	32.513	19 H.TINGNUO	29.848	19 H.TINGNUO	32.398	16	19 H.TINGNUO	1:34.759	1:34.759	(16)
17	15 D.RAZMISLAVICIUS	33.260	25 M.MASSON	30.389	15 D.RAZMISLAVICIUS	34.421	17	15 D.RAZMISLAVICIUS	1:38.126	1:46.377	(17)



MOTORLAND ARAGON, SPAIN • 12-14 November 2024



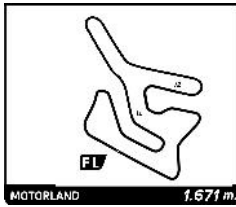
160cc MiniGP Final Qualifying 2

Fastest Lap Sequence

Elapsed	No Rider	Team	Bike	Class	Time	Kph	Lap
2:56.216	53 Tyler HUMPHRIES	MiniGP UK	OHVALE		1:22.311	73.1	2
4:17.883	53 Tyler HUMPHRIES	MiniGP UK	OHVALE		1:21.667	73.7	3



MOTORLAND ARAGON, SPAIN • 12-14 November 2024



160cc MiniGP Final Qualifying 2

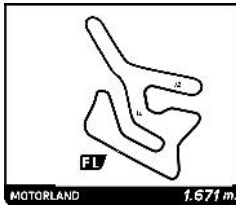
Sector Analysis

— Invalidated Lap ■ Personal Best ■ Session Best B Crossing the pit lane

Lap	Time	Sector 1	Sector 2	Sector 3	Kph	Elapsed	Lap	Time	Sector 1	Sector 2	Sector 3	Kph	Elapsed	
11	Judd PLAISTED AUS							2	1:27.121	30.409	27.795	28.917	69.0	3:10.039
	MiniGP Australia OHVALE							3	1:26.452	29.171	27.558	29.723	69.6	4:36.491
	1	1:36.820	38.269	28.995	29.556	62.1	4	1:27.125	31.057	27.236	28.832	69.0	6:03.616	
	2	1:26.414	29.004	27.999	29.411	69.6	5	2:02.377	28.682	1:03.484	30.211	49.2	8:05.993	
	3	2:34.213	28.920	28.026	1:37.267	39.0	6	1:26.267	28.790	28.552	28.925	69.7	9:32.260	
	4	1:25.883 B	31.022	29.635	25.226	70.0	7	1:24.547	28.649	27.394	28.504	71.2	10:56.807	
	5	2:01.016	1:03.229	28.268	29.519	49.7	8	1:24.651	29.268	27.053	28.330	71.1	12:21.458	
	6	2:07.353	1:05.681	31.006	30.666	47.2	9	1:24.413	28.765	27.160	28.488	71.3	13:45.871	
	7	1:27.907	29.949	28.352	29.606	68.4	10	1:39.972	43.290	27.876	28.806	60.2	15:25.843	
	8	1:26.694	29.223	28.170	29.301	69.4								
	9	1:26.774	29.172	28.168	29.434	69.3								
12	Chaz WILLIAMS AUS							23	Simon KUCERIK CZE					
	MiniGP Australia OHVALE								MiniGP Czech Republic OHVALE					
	1	1:46.501	43.329	30.956	32.216	56.5	1	1:54.756	51.377	30.755	32.624	52.4	1:54.756	
	2	1:29.501	30.519	28.957	30.025	67.2	2	1:31.317	31.595	29.050	30.672	65.9	3:26.073	
	3	1:29.097	30.013	28.524	30.560	67.5	3	1:29.007	30.056	28.298	30.653	67.6	4:55.080	
	4	1:27.280	29.753	28.190	29.337	68.9	4	1:29.146	30.052	29.136	29.958	67.5	6:24.226	
	5	1:28.114	30.083	28.375	29.656	68.3	5	1:27.263	30.054	28.046	29.163	68.9	7:51.489	
	6	1:26.652	29.494	28.030	29.128	69.4	6	1:27.024	29.578	27.995	29.451	69.1	9:18.513	
	7	1:27.462	29.949	28.217	29.296	68.8	7	1:28.451	29.893	28.855	29.703	68.0	10:46.964	
	8	1:25.765	29.604	27.631	28.530	70.1	8	1:28.362	29.361	29.558	29.443	68.1	12:15.326	
	9	1:27.736	29.802	28.873	29.061	68.6								
	10	1:24.420	28.568	27.400	28.452	71.3								
	11	1:25.428	28.835	28.096	28.497	70.4								
14	Márk MOHAI HUN							27	Fillin LORENZ DEU					
	MiniGP Austria OHVALE								MiniGP Germany OHVALE					
	1	2:08.981	1:08.869	29.968	30.144	46.6	1	1:43.918	42.532	30.675	30.711	57.9	1:43.918	
	2	1:27.966	29.935	28.475	29.556	68.4	2	1:29.915	30.958	28.918	30.039	66.9	3:13.833	
	3	1:27.370	29.376	28.260	29.734	68.9	3	1:31.415	30.948	29.480	30.987	65.8	4:45.248	
	4	1:27.076	29.602	28.518	28.956	69.1	4	1:30.855	31.883	28.964	30.008	66.2	6:16.103	
	5	1:25.216	29.005	27.634	28.577	70.6	5	1:30.217	30.724	29.460	30.033	66.7	7:46.320	
	6	1:25.090	28.877	27.478	28.735	70.7	6	1:28.810	30.163	29.060	29.587	67.7	9:15.130	
	7	1:25.607	28.967	27.768	28.872	70.3	7	1:27.289	29.576	28.009	29.704	68.9	10:42.419	
	8	1:25.426	29.144	27.716	28.566	70.4	8	1:28.930	30.029	29.521	29.380	67.6	12:11.349	
	9	1:25.821	29.044	28.332	28.445	70.1	9	1:28.111	30.288	28.983	28.840	68.3	13:39.460	
	10	1:23.745	28.303	27.280	28.162	71.8	10	1:26.529	28.915	28.277	29.337	69.5	15:05.989	
	11	1:23.154	28.080	27.129	27.945	72.3								
15	Dominykas RAZMISLAVICIUS LTU							28	Kenzie AKBAR IDN					
	MiniGP Baltic OHVALE								MiniGP Indonesia OHVALE					
	1	1:57.707	48.687	34.599	34.421	51.1	1	1:48.060	44.775	30.853	32.432	55.7	1:48.060	
	2	1:46.377	33.260	30.445	42.672	56.5	2	1:32.719	31.397	29.508	31.814	64.9	3:20.779	
							3	1:31.196	30.347	29.539	31.310	66.0	4:51.975	
							4	4:30.848 B	29.905	3:25.974	34.969	22.2	9:22.823	
							5	2:58.101	1:56.100	31.304	30.697	33.8	12:20.924	
							6	1:33.227	31.788	30.476	30.963	64.5	13:54.151	
							7	1:31.021	30.675	29.778	30.568	66.1	15:25.172	
19	Huang TINGNUO CHN							29	Arkana ARDIN IDN					
	MiniGP China OHVALE								MiniGP Indonesia OHVALE					
	1	2:18.423 B	40.929	1:07.142	30.352	43.5	1	1:47.727	41.624	32.324	33.779	55.8	1:47.727	
	2	3:02.051 B	1:36.561	30.484	55.006	33.0	2	1:31.977	31.125	29.711	31.141	65.4	3:19.704	
	3	4:16.750	3:10.237	33.065	33.448	23.4	3	1:29.411	30.448	28.349	30.614	67.3	4:49.115	
	4	1:34.759	32.513	29.848	32.398	63.5	4	3:42.188	29.526	28.028	2:44.634	27.1	8:31.303	
							5	1:29.323	29.779	29.241	30.303	67.3	10:00.626	
							6	1:26.516	29.178	28.018	29.320	69.5	11:27.142	
							7	1:25.721	29.084	27.483	29.154	70.2	12:52.863	
							8	1:24.895	28.621	27.680	28.594	70.9	14:17.758	
							9	1:24.492	28.533	27.668	28.291	71.2	15:42.250	
21	Liu SHANXU CHN													
	MiniGP China OHVALE													
	1	1:42.918	42.131	29.986	30.801	58.5								



MOTORLAND ARAGON, SPAIN • 12-14 November 2024



160cc MiniGP Final Qualifying 2

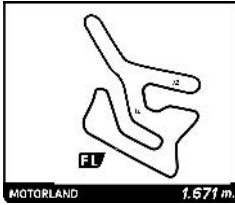
Sector Analysis

— Invalidated Lap ■ Personal Best ■ Session Best B Crossing the pit lane

Lap	Time	Sector 1	Sector 2	Sector 3	Kph	Elapsed	Lap	Time	Sector 1	Sector 2	Sector 3	Kph	Elapsed		
35	Hayato CHISHIKI JPN							53	Tyler HUMPHRIES GBR						
	MiniGP Japan								MiniGP UK						
	OHVALE								OHVALE						
1	1:34.889	38.819	27.841	28.229	63.4	1:34.889	1	1:33.905	37.982	28.034	27.889	64.1	1:33.905		
2	1:22.855	27.994	26.924	27.937	72.6	2:57.744	2	1:22.311	28.173	26.771	27.367	73.1	2:56.216		
3	2:00.582	1:00.029	30.459	30.094	49.9	4:58.326	3	1:21.667	27.840	26.309	27.518	73.7	4:17.883		
4	1:25.969	29.178	28.027	28.764	70.0	6:24.295	4	4:42.815	3:47.081	27.469	28.265	21.3	9:00.698		
5	1:25.815	29.602	27.706	28.507	70.1	7:50.110									
6	1:24.590	28.621	27.572	28.397	71.1	9:14.700									
7	1:24.331	28.772	27.125	28.434	71.3	10:39.031									
38	Lyam RIOS COL							54	Wilson DILKS GBR						
	MiniGP Latin America								MiniGP UK						
	OHVALE								OHVALE						
1	1:59.002	57.772	30.442	30.788	50.6	1:59.002	1	1:42.345	41.832	29.857	30.656	58.8	1:42.345		
2	1:28.430	30.787	28.417	29.226	68.0	3:27.432	2	1:26.676	29.986	27.983	28.707	69.4	3:09.021		
3	1:27.779	29.217	28.306	30.256	68.5	4:55.211	3	1:26.305	29.819	27.323	29.163	69.7	4:35.326		
4	1:43.562	41.906	31.531	30.125	58.1	6:38.773	4	1:24.979	29.406	27.098	28.475	70.8	6:00.305		
5	1:29.007	30.196	29.401	29.410	67.6	8:07.780	5	1:25.583	29.586	27.288	28.709	70.3	7:25.888		
6	1:25.337	29.045	27.735	28.557	70.5	9:33.117	6	1:26.355	30.011	27.551	28.793	69.7	8:52.243		
7	1:23.917	28.311	27.448	28.158	71.7	10:57.034	7	1:24.255	28.910	26.847	28.498	71.4	10:16.498		
							8	1:23.634	28.950	26.977	27.707	71.9	11:40.132		
							9	1:24.486	B 31.337	28.474	24.675	71.2	13:04.618		
							10	1:49.108	53.322	27.112	28.674	55.1	14:53.726		
							11	1:22.699	28.408	26.867	27.424	72.7	16:16.425		
39	Nguyen VIET TUAN VNM														
	MiniGP Malaysia														
	OHVALE														
1	2:29.401	1:29.388	29.856	30.157	40.3	2:29.401									
2	1:32.433	29.690	33.332	29.411	65.1	4:01.834									
3	1:25.811	29.230	27.807	28.774	70.1	5:27.645									
4	1:25.125	28.985	27.739	28.401	70.7	6:52.770									
5	1:41.133	43.607	28.525	29.001	59.5	8:33.903									
6	1:25.123	29.073	27.498	28.552	70.7	9:59.026									
7	1:25.089	28.805	27.566	28.718	70.7	11:24.115									
8	1:25.194	28.719	27.971	28.504	70.6	12:49.309									
9	1:24.277	28.481	27.540	28.256	71.4	14:13.586									
10	1:23.599	28.583	27.148	27.868	72.0	15:37.185									
43	Douwe DOUMA NLD														
	MiniGP Netherlands														
	OHVALE														
1	5:55.664	4:54.020	30.737	30.907	16.9	5:55.664									
2	1:29.316	31.077	28.728	29.511	67.4	7:24.980									
3	1:26.322	29.804	28.088	28.430	69.7	8:51.302									
4	1:25.993	28.863	28.636	28.494	70.0	10:17.295									
5	1:23.992	28.694	27.359	27.939	71.6	11:41.287									
6	1:25.253	29.408	27.545	28.300	70.6	13:06.540									
7	1:23.336	28.285	27.331	27.720	72.2	14:29.876									
8	1:23.567	28.349	27.497	27.721	72.0	15:53.443									
44	Kenzo ABADILLA PHL														
	MiniGP Philippines														
	OHVALE														
1	1:44.936	43.673	30.811	30.452	57.3	1:44.936									
2	1:27.162	30.019	28.048	29.095	69.0	3:12.098									
3	1:25.298	28.956	27.426	28.916	70.5	4:37.396									
4	1:25.376	29.172	27.421	28.783	70.5	6:02.772									
5	1:29.340	31.868	28.344	29.128	67.3	7:32.112									
6	1:25.988	28.984	28.022	28.982	70.0	8:58.100									
7	1:25.333	28.775	27.748	28.810	70.5	10:23.433									
8	1:25.743	B 28.372	29.296	28.075	70.2	11:49.176									
9	2:14.247	1:17.303	28.185	28.759	44.8	14:03.423									
10	1:25.969	29.074	27.973	28.922	70.0	15:29.392									



MOTORLAND ARAGON, SPAIN • 12-14 November 2024


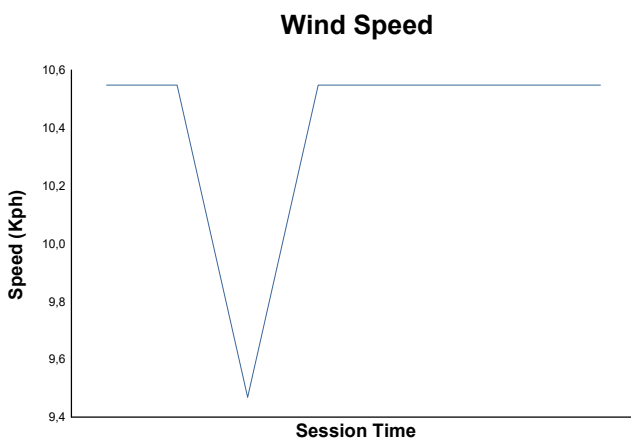
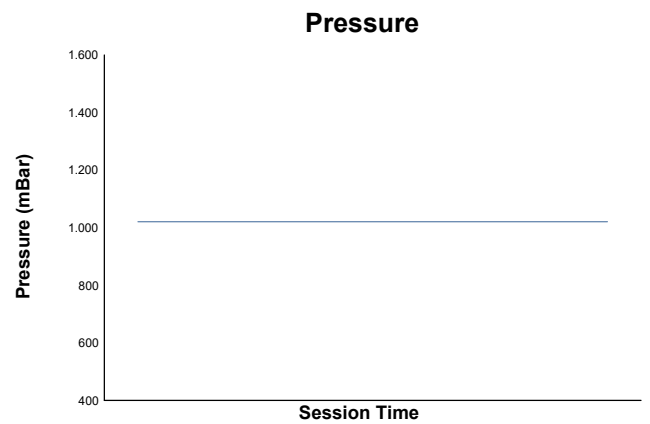
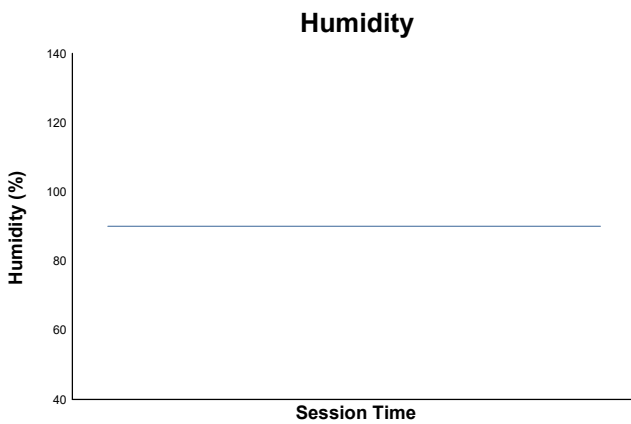
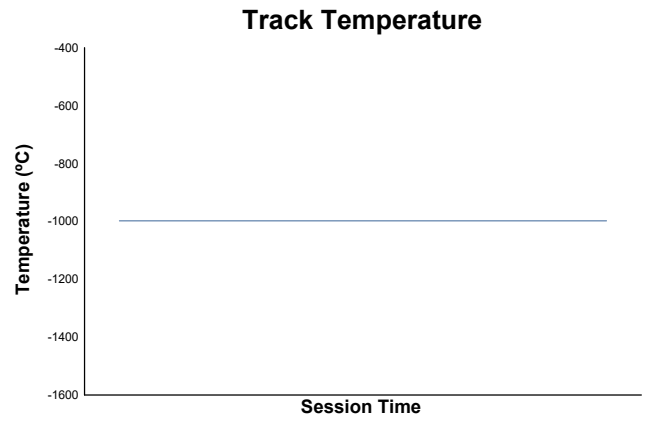
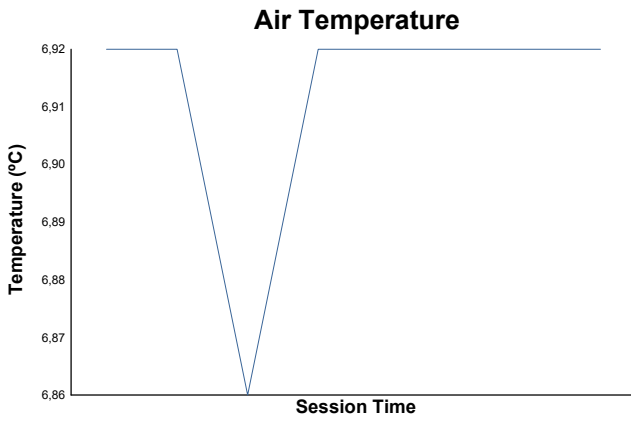


MiniGP Final

160cc

Qualifying 2

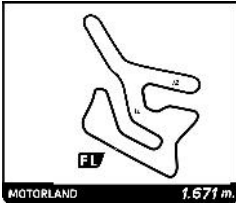
Weather Report



Track Status: **WET**



MOTORLAND ARAGON, SPAIN • 12-14 November 2024



160cc MiniGP Final Qualifying 3

Classification

No	Rider	Nat	Team	Bike	Tires	Cl.	Time	Lap Total	Gap	Kph
1	36 Waku KUNITATE	JPN	MiniGP Japan	OHVALE	P		1:22.642	3 9	-	72.8
2	54 Wilson DILKS	GBR	MiniGP UK	OHVALE	P		1:22.648	3 10	+0.006	72.8
3	33 Maicol COLAZZO	ITA	MiniGP Italy	OHVALE	P		1:22.857	5 7	+0.215	72.6
4	53 Tyler HUMPHRIES	GBR	MiniGP UK	OHVALE	P		1:22.990	3 9	+0.348	72.5
5	34 Daniel PUTORTÍ	ITA	MiniGP Italy	OHVALE	P		1:23.633	3 8	+0.991	71.9
6	13 Thorley TREVORROW	GBR	MiniGP Austria	OHVALE	P		1:23.927	8 10	+1.285	71.7
7	35 Hayato CHISHIKI	JPN	MiniGP Japan	OHVALE	P		1:24.074	11 11	+1.432	71.6
8	42 Casper PENNING	NLD	MiniGP Netherlands	OHVALE	P		1:24.231	9 11	+1.589	71.4
9	51 Shengbo SUN	CHN	MiniGP Spain	OHVALE	P		1:24.470	3 4	+1.828	71.2
10	14 Márk MOHAI	HUN	MiniGP Austria	OHVALE	P		1:24.986	6 10	+2.344	70.8
11	52 Jose Luis CAGIGAS	ESP	MiniGP Spain	OHVALE	P		1:25.254	3 5	+2.612	70.6
12	22 Olaf KOZLOWSKI	POL	MiniGP Czech Republic	OHVALE	P		1:26.971	2 2	+4.329	69.2
13	24 Leandre MARTINEZ	FRA	MiniGP France	OHVALE	P		1:27.000	6 9	+4.358	69.1
14	55 Jase DILL	USA	MiniCUP USA	OHVALE	P		1:27.563	3 9	+4.921	68.7
15	37 Diego GONZÁLEZ	VEN	MiniGP Latin America	OHVALE	P		1:29.018	2 2	+6.376	67.6
16	41 Airel MARZUKI	MYS	MiniGP Malaysia	OHVALE	P			1		

Fastest Lap: Lap 3 | Waku KUNITATE | 1:22.642 | 72.8 Kph

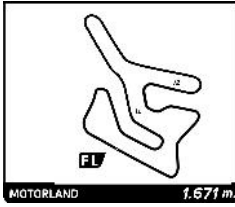
Published at:

Track Status: **WET**

Race Director:	Timekeeper: Alberto Estébanez	
-----------------------	---	--



MOTORLAND ARAGON, SPAIN • 12-14 November 2024

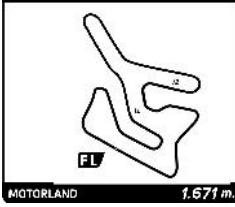


160cc
MiniGP Final
Qualifying 3
Best Sector Times

Sector 1			Sector 2			Sector 3			Ideal Lap	Best Lap
Pos	No Rider	Time	No Rider	Time	No Rider	Time	Pos	No Rider		
1	36 W.KUNITATE	27.827	54 W.DILKS	26.503	54 W.DILKS	27.690	1	33 M.COLAZZO	1:22.445	1:22.857 (3)
2	33 M.COLAZZO	28.040	33 M.COLAZZO	26.537	53 T.HUMPHRIES	27.857	2	54 W.DILKS	1:22.576	1:22.648 (2)
3	53 T.HUMPHRIES	28.073	36 W.KUNITATE	26.568	33 M.COLAZZO	27.868	3	53 T.HUMPHRIES	1:22.637	1:22.990 (4)
4	34 D.PUTORTÍ	28.312	53 T.HUMPHRIES	26.707	34 D.PUTORTÍ	28.122	4	36 W.KUNITATE	1:22.642	1:22.642 (1)
5	54 W.DILKS	28.383	34 D.PUTORTÍ	26.902	35 H.CHISHIKI	28.229	5	34 D.PUTORTÍ	1:23.336	1:23.633 (5)
6	42 C.PENNINGS	28.461	13 T.TREVORROW	26.942	36 W.KUNITATE	28.247	6	13 T.TREVORROW	1:23.927	1:23.927 (6)
7	35 H.CHISHIKI	28.525	51 S.SUN	26.948	13 T.TREVORROW	28.375	7	35 H.CHISHIKI	1:24.000	1:24.074 (7)
8	14 M.MOHAI	28.567	42 C.PENNINGS	27.063	14 M.MOHAI	28.489	8	42 C.PENNINGS	1:24.051	1:24.231 (8)
9	13 T.TREVORROW	28.610	52 J.CAGIGAS	27.229	51 S.SUN	28.510	9	51 S.SUN	1:24.075	1:24.470 (9)
10	51 S.SUN	28.617	35 H.CHISHIKI	27.246	42 C.PENNINGS	28.527	10	14 M.MOHAI	1:24.639	1:24.986 (10)
11	52 J.CAGIGAS	28.947	22 O.KOZLOWSKI	27.473	52 J.CAGIGAS	28.826	11	52 J.CAGIGAS	1:25.002	1:25.254 (11)
12	22 O.KOZLOWSKI	29.072	14 M.MOHAI	27.583	22 O.KOZLOWSKI	29.189	12	22 O.KOZLOWSKI	1:25.734	1:26.971 (12)
13	24 L.MARTINEZ	29.466	24 L.MARTINEZ	28.079	24 L.MARTINEZ	29.407	13	24 L.MARTINEZ	1:26.952	1:27.000 (13)
14	55 J.DILL	29.541	55 J.DILL	28.139	55 J.DILL	29.848	14	55 J.DILL	1:27.528	1:27.563 (14)
15	41 A.MARZUKI	29.673	41 A.MARZUKI	28.721	41 A.MARZUKI	29.909	15	41 A.MARZUKI	1:28.303	
16	37 D.GONZÁLEZ	29.966	37 D.GONZÁLEZ	28.919	37 D.GONZÁLEZ	30.133	16	37 D.GONZÁLEZ	1:29.018	1:29.018 (15)



MOTORLAND ARAGON, SPAIN • 12-14 November 2024



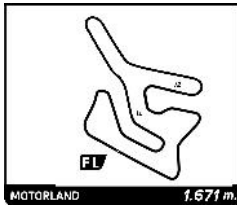
160cc MiniGP Final Qualifying 3

Fastest Lap Sequence

Elapsed	No Rider	Team	Bike	Class	Time	Kph	Lap
3:04.723	36 Waku KUNITATE	MiniGP Japan	OHVALE		1:23.223	72.3	2
4:27.365	36 Waku KUNITATE	MiniGP Japan	OHVALE		1:22.642	72.8	3



MOTORLAND ARAGON, SPAIN • 12-14 November 2024



160cc MiniGP Final Qualifying 3

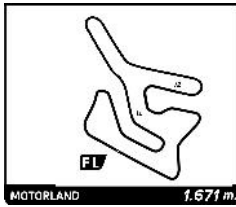
Sector Analysis

— Invalidated Lap ■ Personal Best ■ Session Best B Crossing the pit lane

Lap	Time	Sector 1	Sector 2	Sector 3	Kph	Elapsed	Lap	Time	Sector 1	Sector 2	Sector 3	Kph	Elapsed
13 Thorley TREVORROW GBR													
MiniGP Austria OHVALE													
1	1:51.113	49.494	30.714	30.905	54.1	1:51.113	1	1:42.745	44.306	28.627	29.812	58.5	1:42.745
2	1:28.729	30.712	28.728	29.289	67.8	3:19.842	2	1:25.020	28.838	27.045	29.137	70.8	3:07.765
3	1:28.102	29.597	28.531	29.974	68.3	4:47.944	3	1:23.633	28.609	26.902	28.122	71.9	4:31.398
4	1:26.091	29.426	27.536	29.129	69.9	6:14.035	4	2:41.359	1:44.010	28.099	29.250	37.3	7:12.757
5	1:25.437	29.028	27.348	29.061	70.4	7:39.472	5	1:24.655	28.878	27.124	28.653	71.1	8:37.412
6	1:25.385	28.640	27.890	28.855	70.5	9:04.857	6	1:23.961	28.312	27.310	28.339	71.6	10:01.373
7	1:25.173	28.901	27.482	28.790	70.6	10:30.030	7	1:26.132	28.375	29.115	28.642	69.8	11:27.505
8	1:23.927	28.610	26.942	28.375	71.7	11:53.957	8	1:25.122	28.587	27.175	29.360	70.7	12:52.627
9	1:24.504	28.661	27.263	28.580	71.2	13:18.461							
10	1:24.218B	29.257	29.289	25.672	71.4	14:42.679							
14 Márk MOHAI HUN													
MiniGP Austria OHVALE													
1	2:51.237	1:52.302	29.201	29.734	35.1	2:51.237							
2	1:26.994	29.518	28.081	29.395	69.1	4:18.231							
3	1:26.598	29.415	27.861	29.322	69.5	5:44.829							
4	1:25.676	29.222	27.726	28.728	70.2	7:10.505							
5	1:25.137	28.652	27.634	28.851	70.7	8:35.642							
6	1:24.986	28.914	27.583	28.489	70.8	10:00.628							
7	1:25.827	28.567	28.535	28.725	70.1	11:26.455							
8	1:26.343	28.719	28.449	29.175	69.7	12:52.798							
9	1:25.154	28.831	27.621	28.702	70.6	14:17.952							
10	1:25.611	29.020	28.072	28.519	70.3	15:43.563							
22 Olaf KOZLOWSKI POL													
MiniGP Czech Republic OHVALE													
1	1:48.601	48.677	29.562	30.362	55.4	1:48.601							
2	1:26.971	29.918	27.864	29.189	69.2	3:15.572							
24 Leandre MARTINEZ FRA													
MiniGP France OHVALE													
1	1:49.228	48.537	30.068	30.623	55.1	1:49.228							
2	1:30.069	30.666	28.713	30.690	66.8	3:19.297							
3	1:27.693	29.924	28.142	29.627	68.6	4:46.990							
4	1:28.215	29.947	28.771	29.497	68.2	6:15.205							
5	1:27.242	29.734	28.101	29.407	69.0	7:42.447							
6	1:27.000	29.466	28.079	29.455	69.1	9:09.447							
7	2:16.724B	32.948	1:16.934	26.842	44.0	11:26.171							
8	2:14.216	1:13.810	29.344	31.062	44.8	13:40.387							
9	1:29.142	30.380	28.604	30.158	67.5	15:09.529							
33 Maicol COLAZZO ITA													
MiniGP Italy OHVALE													
1	2:10.746	1:09.105	30.806	30.835	46.0	2:10.746							
2	1:29.470	32.075	28.307	29.088	67.2	3:40.216							
3	4:28.811	3:31.135	28.702	28.974	22.4	8:09.027							
4	1:25.192	29.487	27.230	28.475	70.6	9:34.219							
5	1:22.857	28.452	26.537	27.868	72.6	10:57.076							
6	3:06.747	28.040	2:00.580	38.127	32.2	14:03.823							
7	1:27.586	30.322	28.140	29.124	68.7	15:31.409							
34 Daniel PUTORTÍ ITA													
MiniGP Italy OHVALE													
1	1:54.136	53.198	29.233	31.705	52.7	1:54.136							
2	1:26.534	29.631	27.795	29.108	69.5	3:20.670							
3	1:27.054	29.169	27.870	30.015	69.1	4:47.724							
4	1:26.880	29.373	27.456	30.051	69.2	6:14.604							
5	1:25.387	29.281	27.282	28.824	70.5	7:39.991							
6	1:25.523	28.801	27.738	28.984	70.3	9:05.514							
7	1:25.148	28.868	27.360	28.920	70.6	10:30.662							
8	1:24.499	28.655	27.123	28.721	71.2	11:55.161							
9	1:24.231	28.461	27.243	28.527	71.4	13:19.392							
10	1:26.711	28.808	28.684	29.219	69.4	14:46.103							
11	1:24.541	28.681	27.063	28.797	71.2	16:10.644							
35 Hayato CHISHIKI JPN													
MiniGP Japan OHVALE													
1	1:52.877	53.816	29.050	30.011	53.3	1:52.877							
2	1:26.283	29.624	27.687	28.972	69.7	3:19.160							
3	1:25.566	28.839	27.636	29.091	70.3	4:44.726							
4	1:26.045	29.355	27.695	28.995	69.9	6:10.771							
5	1:25.549	29.076	27.667	28.806	70.3	7:36.320							
6	1:24.940	28.678	27.610	28.652	70.8	9:01.260							
7	1:25.787	28.861	27.927	28.999	70.1	10:27.047							
8	1:24.730	28.893	27.581	28.256	71.0	11:51.777							
9	1:24.778	28.768	27.548	28.462	71.0	13:16.555							
10	1:24.558	29.018	27.311	28.229	71.1	14:41.113							
11	1:24.074	28.525	27.246	28.303	71.6	16:05.187							
36 Waku KUNITATE JPN													
MiniGP Japan OHVALE													
1	1:41.500	44.563	27.685	29.252	59.3	1:41.500							
2	1:23.223	28.166	26.678	28.379	72.3	3:04.723							
3	1:22.642	27.827	26.568	28.247	72.8	4:27.365							
4	1:27.872	31.329	27.953	28.590	68.5	5:55.237							
5	1:59.609B	1:03.152	28.853	27.604	50.3	7:54.846							
6	3:18.923	2:22.300	27.410	29.213	30.2	11:13.769							
7	1:24.225	28.528	26.891	28.806	71.4	12:37.994							
8	1:24.005	28.412	26.661	28.932	71.6	14:01.999							
9	1:24.017	28.535	26.712	28.770	71.6	15:26.016							
37 Diego GONZÁLEZ VEN													
MiniGP Latin America OHVALE													
1	2:04.237	1:02.971	30.018	31.248	48.4	2:04.237							
2	1:29.018	29.966	28.919	30.133	67.6	3:33.255							
41 Airel MARZUKI MYS													
MiniGP Malaysia OHVALE													
1	2:12.259	1:12.676	29.674	29.909	45.5	2:12.259							
42 Casper PENNINGS NLD													
MiniGP Netherlands OHVALE													



MOTORLAND ARAGON, SPAIN • 12-14 November 2024



160cc MiniGP Final Qualifying 3

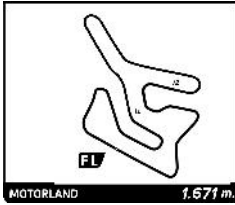
Sector Analysis

— Invalidated Lap ■ Personal Best ■ Session Best B Crossing the pit lane

Lap	Time	Sector 1	Sector 2	Sector 3	Kph	Elapsed	Lap	Time	Sector 1	Sector 2	Sector 3	Kph	Elapsed
51	Shengbo SUN CHN												
	MiniGP Spain							OHVALE					
1	2:18.155	1:17.998	30.127	30.030	43.5	2:18.155							
2	1:26.397	29.754	27.531	29.112	69.6	3:44.552							
3	1:24.470	29.012	26.948	28.510	71.2	5:09.022							
4	1:26.879	30.147	27.780	28.952	69.2	6:35.901							
52	Jose Luis CAGIGAS ESP												
	MiniGP Spain							OHVALE					
1	1:47.174	48.099	29.184	29.891	56.1	1:47.174							
2	1:25.998	29.590	27.445	28.963	70.0	3:13.172							
3	1:25.254	29.129	27.299	28.826	70.6	4:38.426							
4	1:26.008	29.390	27.229	29.389	69.9	6:04.434							
5	1:27.371	30.304	27.820	29.247	68.9	7:31.805							
53	Tyler HUMPHRIES GBR												
	MiniGP UK							OHVALE					
1	2:22.954	1:24.508	28.872	29.574	42.1	2:22.954							
2	1:24.199	29.070	27.080	28.049	71.4	3:47.153							
3	1:22.990	28.426	26.707	27.857	72.5	5:10.143							
4	2:43.708 B	28.073	1:44.145	31.490	36.7	7:53.851							
5	2:47.698	1:49.515	28.914	29.269	35.9	10:41.549							
6	1:24.823	29.004	27.517	28.302	70.9	12:06.372							
7	1:24.003	28.498	27.083	28.422	71.6	13:30.375							
8	1:23.756	28.352	26.945	28.459	71.8	14:54.131							
9	1:23.602	28.306	26.989	28.307	72.0	16:17.733							
54	Wilson DILKS GBR												
	MiniGP UK							OHVALE					
1	1:43.105	45.629	27.745	29.731	58.3	1:43.105							
2	1:24.249	29.122	27.081	28.046	71.4	3:07.354							
3	1:22.648	28.383	26.503	27.762	72.8	4:30.002							
4	1:23.577	28.709	26.832	28.036	72.0	5:53.579							
5	1:20.391 B	28.765	27.549	24.077	74.8	7:13.970							
6	2:31.953	1:32.912	30.467	28.574	39.6	9:45.923							
7	1:23.178	28.533	26.878	27.767	72.3	11:09.101							
8	1:23.205	28.464	26.767	27.974	72.3	12:32.306							
9	1:23.120	28.541	26.889	27.690	72.4	13:55.426							
10	1:18.774 B	28.519	26.753	23.502	76.4	15:14.200							
55	Jase DILL USA												
	MiniCUP USA							OHVALE					
1	1:55.329	51.330	30.704	33.295	52.2	1:55.329							
2	1:30.577	30.709	29.662	30.206	66.4	3:25.906							
3	1:27.563	29.576	28.139	29.848	68.7	4:53.469							
4	3:18.849	2:15.676	32.349	30.824	30.3	8:12.318							
5	1:30.624	30.826	29.420	30.378	66.4	9:42.942							
6	1:34.422	31.079	32.390	30.953	63.7	11:17.364							
7	1:30.128	29.952	29.671	30.505	66.7	12:47.492							
8	1:29.195	29.751	29.436	30.008	67.4	14:16.687							
9	1:29.223	29.541	29.313	30.369	67.4	15:45.910							



MOTORLAND ARAGON, SPAIN • 12-14 November 2024



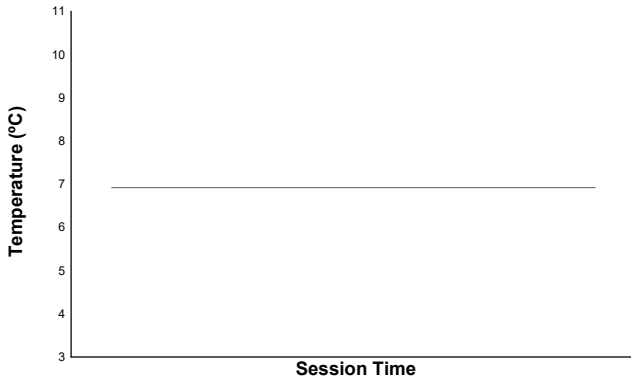
MiniGP Final

160cc

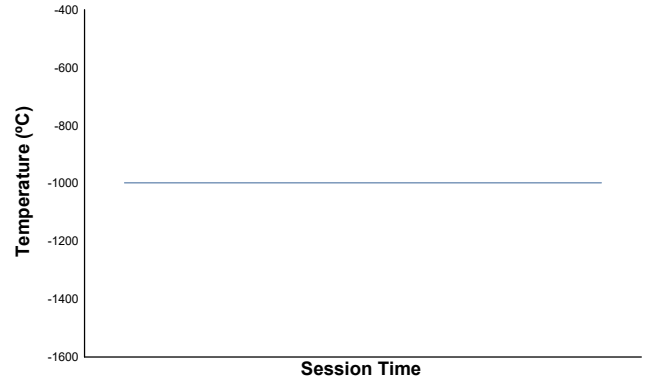
Qualifying 3

Weather Report

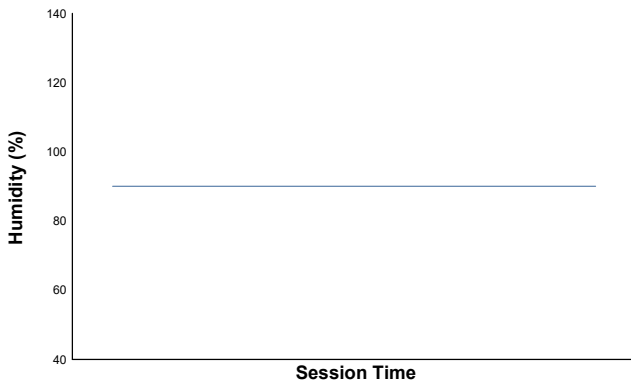
Air Temperature



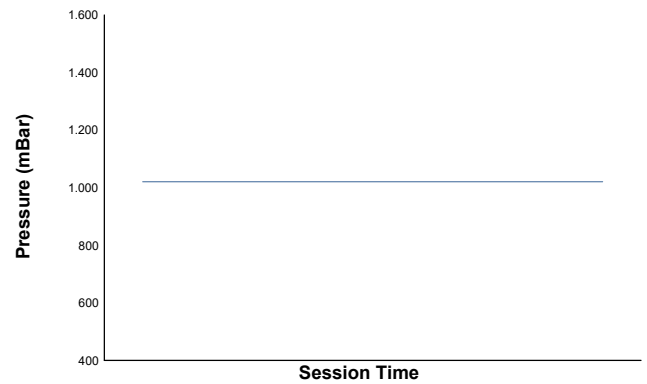
Track Temperature



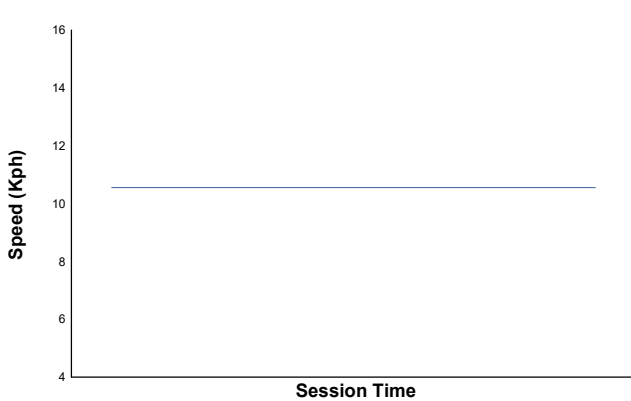
Humidity




Pressure



Wind Speed



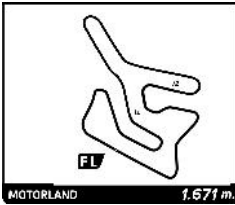
Wind Direction



Track Status: **WET**




MOTORLAND ARAGON, SPAIN • 12-14 November 2024



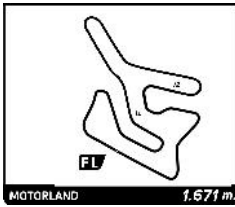
160cc MiniGP Final Combined QP Classification

No	Rider	Nat	Team	Cl.	Q1	Q2	Q3	Time	Gap
1	36 Waku KUNITATE	JPN	MiniGP Japan				1:22.642	1:22.642	
2	54 Wilson DILKS	GBR	MiniGP UK			1:22.699	1:22.648	1:22.648	0.006 0.006
3	33 Maicol COLAZZO	ITA	MiniGP Italy				1:22.857	1:22.857	0.215 0.209
4	53 Tyler HUMPHRIES	GBR	MiniGP UK			1:21.667	1:22.990	1:22.990	0.348 0.133
5	34 Daniel PUTORTÍ	ITA	MiniGP Italy				1:23.633	1:23.633	0.991 0.643
6	13 Thorley TREVORROW	GBR	MiniGP Austria				1:23.927	1:23.927	1.285 0.294
7	35 Hayato CHISHIKI	JPN	MiniGP Japan			1:22.855	1:24.074	1:24.074	1.432 0.147
8	42 Casper PENNING	NLD	MiniGP Netherlands				1:24.231	1:24.231	1.589 0.157
9	51 Shengbo SUN	CHN	MiniGP Spain				1:24.470	1:24.470	1.828 0.239
10	14 Márk MOHAI	HUN	MiniGP Austria		1:21.779	1:23.154	1:24.986	1:24.986	2.344 0.516
11	52 Jose Luis CAGIGAS	ESP	MiniGP Spain				1:25.254	1:25.254	2.612 0.268
12	22 Olaf KOZLOWSKI	POL	MiniGP Czech Republic				1:26.971	1:26.971	4.329 1.717
13	24 Leandre MARTINEZ	FRA	MiniGP France				1:27.000	1:27.000	4.358 0.029
14	55 Jase DILL	USA	MiniCUP USA				1:27.563	1:27.563	4.921 0.563
15	37 Diego GONZÁLEZ	VEN	MiniGP Latin America				1:29.018	1:29.018	6.376 1.455
16	41 Airel MARZUKI	MYS	MiniGP Malaysia						
17	43 Douwe DOUMA	NLD	MiniGP Netherlands		1:21.667	1:23.336		1:23.336	0.694 5.682
18	39 Nguyen VIET TUAN	VNM	MiniGP Malaysia			1:23.599		1:23.599	0.957 0.263
19	38 Lyam RIOS	COL	MiniGP Latin America		1:21.700	1:23.917		1:23.917	1.275 0.318
20	21 Liu SHANXU	CHN	MiniGP China			1:24.413		1:24.413	1.771 0.496
21	12 Chaz WILLIAMS	AUS	MiniGP Australia			1:24.420		1:24.420	1.778 0.007
22	29 Arkana ARDIN	IDN	MiniGP Indonesia			1:24.492		1:24.492	1.850 0.072
23	44 Kenzo ABADILLA	PHL	MiniGP Philippines		1:22.204	1:25.298		1:25.298	2.656 0.806
24	11 Judd PLAISTED	AUS	MiniGP Australia			1:26.414		1:26.414	3.772 1.116
25	27 Fillin LORENZ	DEU	MiniGP Germany			1:26.529		1:26.529	3.887 0.115
26	23 Simon KUCERIK	CZE	MiniGP Czech Republic			1:27.024		1:27.024	4.382 0.495
27	28 Kenzie AKBAR	IDN	MiniGP Indonesia			1:31.021		1:31.021	8.379 3.997
28	19 Huang TINGNUO	CHN	MiniGP China			1:34.759		1:34.759	12.117 3.738
29	15 Dominykas RAZMISLAVICIUS	LTU	MiniGP Baltic			1:46.377		1:46.377	23.735 11.618
30	25 Miro MASSON	BEL	MiniGP France						
31	17 Lincoln SCOTT	CAN	MiniGP Canada		1:22.370			1:22.370	0.272 24.007
32	16 Timurs SCICKO	LVA	MiniGP Baltic		1:23.240			1:23.240	0.598 0.870
33	46 Tomás SANTOS	PRT	MiniGP Portugal		1:23.608			1:23.608	0.966 0.368
34	31 Alfie FLYNN	IRL	MiniGP Ireland		1:23.627			1:23.627	0.985 0.019
35	18 Jäger STOCKILL	CAN	MiniGP Canada		1:23.762			1:23.762	1.120 0.135
36	56 Connor RAYMOND	USA	MiniCUP USA		1:24.420			1:24.420	1.778 0.658
37	32 Jack HAMILTON	IRL	MiniGP Ireland		1:24.702			1:24.702	2.060 0.282
38	47 Alexandre CABÁ	PRT	MiniGP Portugal		1:25.149			1:25.149	2.507 0.447
39	48 Jake FRANKLIN	GBR	MiniGP Qatar		1:25.168			1:25.168	2.526 0.019
40	26 Ole SÄUBERLICH	DEU	MiniGP Germany		1:25.649			1:25.649	3.007 0.481
41	49 Riley ROBINSON	GBR	MiniGP Qatar		1:25.812			1:25.812	3.170 0.163

<p>Race Director:</p>	<p>Timekeeper: Alberto Estébanez</p>	
-----------------------	--	---



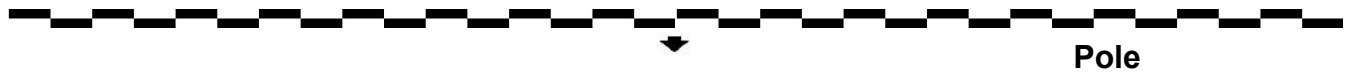
MOTORLAND ARAGON, SPAIN • 12-14 November 2024



160cc MiniGP Final Qualifying Race 1 (8 Laps, 13,4 km.)

Starting Grid

49 R. ROBINSON	21	26 O. SÄUBERLICH	20	48 J. FRANKLIN	19	7
47 A. CABÁ	18	32 J. HAMILTON	17	56 C. RAYMOND	16	6
18 J. STOCKILL	15	31 A. FLYYN	14	46 T. SANTOS	13	5
16 T. SCICKO	12	17 L. SCOTT	11	25 M. MASSON	10	4
15 D. RAZMISLAVICIUS	9	19 H. TINGNUO	8	28 K. AKBAR	7	3
23 S. KUCERIK	6	27 F. LORENZ	5	11 J. PLAISTED	4	2
44 K. ABADILLA	3	29 A. ARDIN	2	12 C. WILLIAMS	1	1



Race Director:

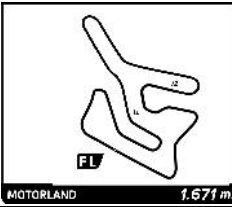
Timekeeper:

Alberto Estébanez





MOTORLAND ARAGON, SPAIN • 12-14 November 2024



160cc MiniGP Final Qualifying Race 1 (8 Laps, 13,4 km.)

Classification

No	Rider	Nat	Team	Bike	Tires	Cl.	Laps	Total Time	Gap	Kph	Best Lap		
											Lap	Time	Kph
1	44 Kenzo ABADILLA	PHL	MiniGP Philippines	OHVALE	P		8	11:19.704	-	70.8	7	1:23.614	71.9
2	29 Arkana ARDIN	IDN	MiniGP Indonesia	OHVALE	P		8	11:19.991	+0.287	70.8	8	1:22.432	73.0
3	12 Chaz WILLIAMS	AUS	MiniGP Australia	OHVALE	P		8	11:20.168	+0.464	70.8	8	1:23.490	72.1
4	23 Simon KUCERIK	CZE	MiniGP Czech Republic	OHVALE	P		8	11:23.147	+3.443	70.4	6	1:23.534	72.0
5	11 Judd PLAISTED	AUS	MiniGP Australia	OHVALE	P		8	11:24.872	+5.168	70.3	6	1:23.580	72.0
6	25 Miro MASSON	BEL	MiniGP France	OHVALE	P		8	11:25.666	+5.962	70.2	7	1:23.205	72.3
7	17 Lincoln SCOTT	CAN	MiniGP Canada	OHVALE	P		8	11:26.148	+6.444	70.1	7	1:23.326	72.2
8	28 Kenzie AKBAR	IDN	MiniGP Indonesia	OHVALE	P		8	11:35.559	+15.855	69.2	4	1:24.400	71.3
9	31 Alfie FLYNN	IRL	MiniGP Ireland	OHVALE	P		8	11:37.642	+17.938	69.0	7	1:24.680	71.0
10	15 Dominykas RAZMISLAVICIUS	LTU	MiniGP Baltic	OHVALE	P		8	11:39.294	+19.590	68.8	8	1:24.175	71.5
11	16 Timurs SCICKO	LVA	MiniGP Baltic	OHVALE	P		8	11:40.219	+20.515	68.7	8	1:24.371	71.3
12	46 Tomás SANTOS	PRT	MiniGP Portugal	OHVALE	P		8	11:42.371	+22.667	68.5	7	1:24.347	71.3
13	32 Jack HAMILTON	IRL	MiniGP Ireland	OHVALE	P		8	11:45.121	+25.417	68.3	6	1:24.691	71.0
14	47 Alexandre CABÁ	PRT	MiniGP Portugal	OHVALE	P		8	11:45.281	+25.577	68.2	6	1:26.416	69.6
15	26 Ole SÄUBERLICH	DEU	MiniGP Germany	OHVALE	P		8	11:52.790	+33.086	67.5	7	1:26.295	69.7
16	49 Riley ROBINSON	GBR	MiniGP Qatar	OHVALE	P		8	12:03.152	+43.448	66.5	7	1:27.006	69.1
17	48 Jake FRANKLIN	GBR	MiniGP Qatar	OHVALE	P		8	12:03.338	+43.634	66.5	5	1:27.522	68.7
18	56 Connor RAYMOND	USA	MiniCUP USA	OHVALE	P		8	12:03.545	+43.841	66.5	7	1:25.180	70.6
19	27 Fillin LORENZ	DEU	MiniGP Germany	OHVALE	P		8	12:09.384	+49.680	66.0	7	1:23.356	72.2

Not classified

19	Huang TINGNUO	CHN	MiniGP China	OHVALE	P		7	10:01.696			7	1:22.974	72.5
18	Jäger STOCKILL	CAN	MiniGP Canada	OHVALE	P		3	5:01.090			3	1:31.603	65.7

Pole Position:

Fastest Lap: Lap8 Arkana ARDIN 1:22.432 73.0 Kph

RIDER #18 - JUMP START - 6 SECONDS TIME PENALTY

Published at:

Track Status: **WET**

Race Director:

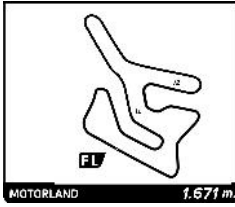
Timekeeper:

Alberto Estébanez





MOTORLAND ARAGON, SPAIN • 12-14 November 2024

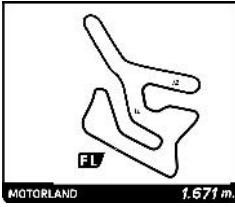


160cc
MiniGP Final
Qualifying Race 1
Best Sector Times

Sector 1			Sector 2			Sector 3			Ideal Lap	Best Lap
Pos	No Rider	Time	No Rider	Time	No Rider	Time	Pos	No Rider		
1	16 T.SCICKO	27.959	19 H.TINGNUO	26.563	29 A.ARDIN	27.530	1	19 H.TINGNUO	1:22.411	1:22.974 (2)
2	29 A.ARDIN	28.001	25 M.MASSON	26.843	17 L.SCOTT	27.595	2	29 A.ARDIN	1:22.432	1:22.432 (1)
3	17 L.SCOTT	28.032	23 S.KUCERIK	26.866	16 T.SCICKO	27.642	3	17 L.SCOTT	1:22.714	1:23.326 (4)
4	25 M.MASSON	28.055	12 C.WILLIAMS	26.894	19 H.TINGNUO	27.792	4	16 T.SCICKO	1:22.733	1:24.371 (12)
5	19 H.TINGNUO	28.056	29 A.ARDIN	26.901	27 F.LORENZ	27.814	5	25 M.MASSON	1:22.929	1:23.205 (3)
6	44 K.ABADILLA	28.080	17 L.SCOTT	27.087	11 J.PLAISTED	27.982	6	27 F.LORENZ	1:23.168	1:23.356 (5)
7	12 C.WILLIAMS	28.143	16 T.SCICKO	27.132	15 D.RAZMISLAVICIUS	28.025	7	12 C.WILLIAMS	1:23.270	1:23.490 (6)
8	27 F.LORENZ	28.165	44 K.ABADILLA	27.147	25 M.MASSON	28.031	8	11 J.PLAISTED	1:23.414	1:23.580 (8)
9	46 T.SANTOS	28.242	11 J.PLAISTED	27.150	12 C.WILLIAMS	28.233	9	23 S.KUCERIK	1:23.534	1:23.534 (7)
10	11 J.PLAISTED	28.282	27 F.LORENZ	27.189	31 A.FLYYN	28.273	10	44 K.ABADILLA	1:23.562	1:23.614 (9)
11	23 S.KUCERIK	28.324	31 A.FLYYN	27.214	44 K.ABADILLA	28.335	11	15 D.RAZMISLAVICIUS	1:24.089	1:24.175 (10)
12	15 D.RAZMISLAVICIUS	28.565	28 K.AKBAR	27.454	23 S.KUCERIK	28.344	12	31 A.FLYYN	1:24.183	1:24.680 (14)
13	28 K.AKBAR	28.574	15 D.RAZMISLAVICIUS	27.499	32 J.HAMILTON	28.358	13	46 T.SANTOS	1:24.249	1:24.347 (11)
14	31 A.FLYYN	28.696	56 C.RAYMOND	27.519	28 K.AKBAR	28.372	14	28 K.AKBAR	1:24.400	1:24.400 (13)
15	32 J.HAMILTON	28.711	46 T.SANTOS	27.590	46 T.SANTOS	28.417	15	32 J.HAMILTON	1:24.691	1:24.691 (15)
16	56 C.RAYMOND	28.910	32 J.HAMILTON	27.622	56 C.RAYMOND	28.664	16	56 C.RAYMOND	1:25.093	1:25.180 (16)
17	47 A.CABÁ	29.049	48 J.FRANKLIN	27.820	26 O.SÄUBERLICH	28.723	17	26 O.SÄUBERLICH	1:26.041	1:26.295 (17)
18	26 O.SÄUBERLICH	29.326	49 R.ROBINSON	27.919	47 A.CABÁ	28.988	18	47 A.CABÁ	1:26.081	1:26.416 (18)
19	49 R.ROBINSON	29.481	26 O.SÄUBERLICH	27.992	18 J.STOCKILL	29.510	19	49 R.ROBINSON	1:27.006	1:27.006 (19)
20	48 J.FRANKLIN	29.658	47 A.CABÁ	28.044	48 J.FRANKLIN	29.581	20	48 J.FRANKLIN	1:27.059	1:27.522 (20)
21	18 J.STOCKILL	32.064	18 J.STOCKILL	30.029	49 R.ROBINSON	29.606	21	18 J.STOCKILL	1:31.603	1:31.603 (21)



MOTORLAND ARAGON, SPAIN • 12-14 November 2024



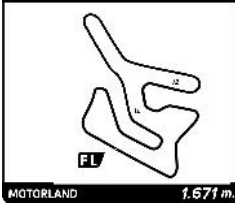
160cc MiniGP Final Qualifying Race 1

Lap Chart

No	Pos	Grid	Lap							
			1	2	3	4	5	6	7	8
12	1	12	29	29	44	44	44	44	44	44
29	2	29	12	44	29	29	12	12	12	29
44	3	44	44	12	12	12	29	29	29	12
11	4	11	11	11	11	11	11	11	23	23
27	5	27	27	27	23	23	23	23	17	11
23	6	23	23	23	27	17	27	17	27	25
28	7	28	17	17	17	27	17	27	11	17
19	8	19	28	28	28	28	25	25	25	28
15	9	15	19	19	25	25	19	19	19	31
25	10	25	47	25	19	19	28	28	28	15
17	11	17	31	47	47	31	32	32	31	16
16	12	16	25	31	32	32	31	31	15	46
46	13	46	32	32	31	15	15	15	32	32
31	14	31	16	16	16	47	47	16	16	47
18	15	18	15	15	15	16	16	47	46	26
56	16	56	18	46	46	46	46	46	47	49
32	17	32	46	56	56	56	26	26	26	48
47	18	47	56	48	26	26	48	48	49	56
48	19	48	48	26	48	48	49	49	48	27
26	20	26	26	49	49	49	56	56	56	
49	21	49	49	18	18					



MOTORLAND ARAGON, SPAIN • 12-14 November 2024



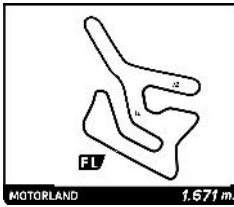
160cc MiniGP Final Qualifying Race 1

Fastest Lap Sequence

Elapsed	No	Rider	Team	Bike	Class	Time	Kph	Lap
2:53.777	29	Arkana ARDIN	MiniGP Indonesia	OHVALE		1:24.806	70.9	2
2:54.014	44	Kenzo ABADILLA	MiniGP Philippines	OHVALE		1:24.432	71.2	2
5:43.672	44	Kenzo ABADILLA	MiniGP Philippines	OHVALE		1:24.371	71.3	4
5:51.066	19	Huang TINGNUO	MiniGP China	OHVALE		1:24.255	71.4	4
7:09.396	12	Chaz WILLIAMS	MiniGP Australia	OHVALE		1:23.618	71.9	5
8:34.513	11	Judd PLAISTED	MiniGP Australia	OHVALE		1:23.580	72.0	6
8:35.116	23	Simon KUCERIK	MiniGP Czech Republic	OHVALE		1:23.534	72.0	6
8:35.751	17	Lincoln SCOTT	MiniGP Canada	OHVALE		1:23.527	72.0	6
9:57.559	29	Arkana ARDIN	MiniGP Indonesia	OHVALE		1:23.452	72.1	7
9:59.077	17	Lincoln SCOTT	MiniGP Canada	OHVALE		1:23.326	72.2	7
10:01.666	25	Miro MASSON	MiniGP France	OHVALE		1:23.205	72.3	7
10:01.696	19	Huang TINGNUO	MiniGP China	OHVALE		1:22.974	72.5	7
11:19.991	29	Arkana ARDIN	MiniGP Indonesia	OHVALE		1:22.432	73.0	8



MOTORLAND ARAGON, SPAIN • 12-14 November 2024



160cc MiniGP Final Qualifying Race 1

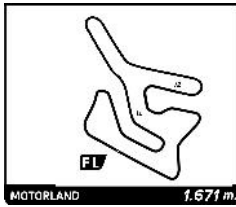
Analysis by lap

Lapped ■

No	Lap Time	Gap	No	Lap Time	Gap	No	Lap Time	Gap	No	Lap Time	Gap	No	Lap Time	Gap
Lap 1														
29	1:28.971	0.000	25	1:25.013	7.117	56	1:47.256	38.871	15	1:24.175	19.590			
12	1:29.259	0.288	19	1:26.225	7.510				16	1:24.371	20.515			
44	1:29.582	0.611	47	1:27.256	10.022	Lap 6								
11	1:30.189	1.218	32	1:27.130	10.215	44	1:23.805		46	1:26.059	22.667			
27	1:30.441	1.470	31	1:27.629	10.655	12	1:23.736	0.966	32	1:29.547	25.417			
23	1:31.208	2.237	16	1:27.292	10.857	29	1:24.637	1.941	47	1:26.479	25.577			
17	1:32.597	3.626	15	1:27.038	11.017	11	1:23.580	2.347	26	1:27.182	33.086			
28	1:33.685	4.714	46	1:27.468	11.645	23	1:23.534	2.950	49	1:27.862	43.448			
19	1:34.271	5.300	56	1:26.521	14.227	17	1:23.527	3.585	48	1:27.583	43.634			
47	1:34.780	5.809	26	1:26.986	18.898	27	1:24.025	3.912	56	1:25.700	43.841			
31	1:35.240	6.269	48	1:30.775	22.660	25	1:23.825	6.295	27	2:09.950	49.680			
25	1:35.707	6.736	49	1:29.686	23.394	19	1:23.770	6.556						
32	1:36.054	7.083	18	1:31.603	35.789	28	1:25.798	10.207						
16	1:36.478	7.507	Lap 4											
15	1:36.780	7.809	44	1:24.371		32	1:24.691	15.753						
18	1:37.118	8.147	29	1:24.540	0.335	31	1:24.751	16.114						
46	1:37.207	8.236	12	1:24.603	2.106	15	1:24.943	16.806						
56	1:39.294	10.323	11	1:24.719	2.621	16	1:24.414	18.018						
48	1:39.355	10.384	23	1:24.797	3.267	47	1:26.416	19.748						
26	1:39.581	10.610	17	1:24.556	3.368	46	1:26.078	19.799						
49	1:40.153	11.182	27	1:25.073	3.677	26	1:26.430	27.147						
Lap 2														
29	1:24.806		28	1:24.400	6.839	49	1:28.247	36.118						
44	1:24.432	0.237	25	1:24.402	7.148	56	1:25.433	40.499						
12	1:26.594	2.076	19	1:24.255	7.394									
11	1:25.823	2.235	31	1:27.137	13.421	Lap 7								
27	1:26.097	2.761	32	1:28.000	13.844	44	1:23.614							
23	1:26.043	3.474	15	1:27.551	14.197	12	1:23.546	0.898						
17	1:24.813	3.633	47	1:29.059	14.710	29	1:23.452	1.779						
28	1:26.414	6.322	16	1:28.612	15.098	23	1:23.893	3.229						
19	1:26.315	6.809	46	1:27.889	15.163	17	1:23.326	3.297						
25	1:25.698	7.628	56	1:26.448	16.304	27	1:23.356	3.654						
47	1:27.287	8.290	26	1:27.263	21.790	11	1:26.277	5.010						
31	1:27.087	8.550	48	1:30.095	28.384	25	1:23.205	5.886						
32	1:26.332	8.609	49	1:29.614	28.637	19	1:22.974	5.916						
16	1:26.388	9.089	Lap 5						28	1:26.167	12.760			
15	1:26.500	9.503	44	1:24.689		31	1:24.680	17.180						
46	1:26.271	9.701	12	1:23.618	1.035	15	1:26.147	19.339						
56	1:27.713	13.230	29	1:25.463	1.109	32	1:27.655	19.794						
48	1:31.831	17.409	11	1:24.640	2.572	16	1:25.664	20.068						
26	1:31.632	17.436	23	1:24.643	3.221	46	1:24.347	20.532						
49	1:32.856	19.232	27	1:24.704	3.692	47	1:26.888	23.022						
18	1:46.369	29.710	17	1:25.184	3.863	26	1:26.295	29.828						
Lap 3														
44	1:25.287		25	1:23.816	6.275	49	1:27.006	39.510						
29	1:25.690	0.166	19	1:23.886	6.591	48	1:27.869	39.975						
12	1:25.322	1.874	28	1:26.064	8.214	56	1:25.180	42.065						
11	1:25.562	2.273	32	1:25.712	14.867									
23	1:24.891	2.841	31	1:26.436	15.168	Lap 8								
27	1:25.738	2.975	15	1:26.160	15.668	44	1:23.924							
17	1:25.074	3.183	47	1:27.116	17.137	29	1:22.432	0.287						
28	1:26.012	6.810	16	1:27.000	17.409	12	1:23.490	0.464						
			46	1:27.052	17.526	23	1:24.138	3.443						
			26	1:27.421	24.522	11	1:24.082	5.168						
			48	1:27.522	31.217	25	1:24.000	5.962						
			49	1:27.728	31.676	17	1:27.071	6.444						
						28	1:27.019	15.855						
						31	1:24.682	17.938						



MOTORLAND ARAGON, SPAIN • 12-14 November 2024



160cc MiniGP Final Qualifying Race 1

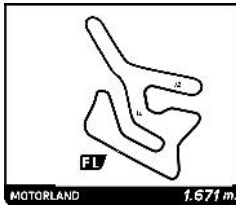
Sector Analysis

— Invalidated Lap ■ Personal Best ■ Session Best B Crossing the pit lane

Lap	Time	Sector 1	Sector 2	Sector 3	Kph	Elapsed	Lap	Time	Sector 1	Sector 2	Sector 3	Kph	Elapsed
11 Judd PLAISTED AUS MiniGP Australia OHVALE													
1	1:30.189	32.496	28.391	29.302	66.7	1:30.189							
2	1:25.823	29.179	27.730	28.914	70.1	2:56.012							
3	1:25.562	29.153	27.526	28.883	70.3	4:21.574							
4	1:24.719	28.852	27.369	28.498	71.0	5:46.293							
5	1:24.640	29.056	27.363	28.221	71.1	7:10.933							
6	1:23.580	28.282	27.150	28.148	72.0	8:34.513							
7	1:26.277	30.806	27.489	27.982	69.7	10:00.790							
8	1:24.082	28.845	27.240	27.997	71.5	11:24.872							
12 Chaz WILLIAMS AUS MiniGP Australia OHVALE													
1	1:29.259	31.827	28.328	29.104	67.4	1:29.259							
2	1:26.594	28.988	28.253	29.353	69.5	2:55.853							
3	1:25.322	28.868	27.636	28.818	70.5	4:21.175							
4	1:24.603	28.787	27.375	28.441	71.1	5:45.778							
5	1:23.618	28.143	27.044	28.431	71.9	7:09.396							
6	1:23.736	28.471	26.915	28.350	71.8	8:33.132							
7	1:23.546	28.419	26.894	28.233	72.0	9:56.678							
8	1:23.490	28.254	26.973	28.263	72.1	11:20.168							
15 Dominykas RAZMISLAVICIUS LTU MiniGP Baltic OHVALE													
1	1:36.780	35.375	31.012	30.393	62.2	1:36.780							
2	1:26.500	29.580	27.923	28.997	69.5	3:03.280							
3	1:27.038	29.930	28.044	29.064	69.1	4:30.318							
4	1:27.551	30.071	28.337	29.143	68.7	5:57.869							
5	1:26.160	29.012	28.175	28.973	69.8	7:24.029							
6	1:24.943	29.024	27.499	28.420	70.8	8:48.972							
7	1:26.147	28.893	28.385	28.869	69.8	10:15.119							
8	1:24.175	28.565	27.585	28.025	71.5	11:39.294							
16 Timurs SCICKO LVA MiniGP Baltic OHVALE													
1	1:36.478	36.267	29.840	30.371	62.4	1:36.478							
2	1:26.388	29.550	27.909	28.929	69.6	3:02.866							
3	1:27.292	30.019	28.111	29.162	68.9	4:30.158							
4	1:28.612	30.074	28.826	29.712	67.9	5:58.770							
5	1:27.000	29.080	28.855	29.065	69.1	7:25.770							
6	1:24.414	29.193	27.277	27.944	71.3	8:50.184							
7	1:25.664	27.959	28.451	29.254	70.2	10:15.848							
8	1:24.371	29.597	27.132	27.642	71.3	11:40.219							
17 Lincoln SCOTT CAN MiniGP Canada OHVALE													
1	1:32.597	34.542	29.327	28.728	65.0	1:32.597							
2	1:24.813	28.945	27.104	28.764	70.9	2:57.410							
3	1:25.074	29.051	27.333	28.690	70.7	4:22.484							
4	1:24.556	28.961	27.087	28.508	71.1	5:47.040							
5	1:25.184	28.807	28.015	28.362	70.6	7:12.224							
6	1:23.527	28.582	27.350	27.595	72.0	8:35.751							
7	1:23.326	28.032	27.387	27.907	72.2	9:59.077							
8	1:27.071	30.260	28.819	27.992	69.1	11:26.148							
18 Jäger STOCKILL CAN MiniGP Canada OHVALE													
1	1:37.118	35.712	31.042	30.364	61.9	1:37.118							
2	1:46.369	34.312	31.599	40.458	56.6	3:23.487							
3	1:31.603	32.064	30.029	29.510	65.7	4:55.090							
19 Huang TINGNUO CHN MiniGP China OHVALE													
1	1:34.271	34.194	30.389	29.688	63.8	1:34.271							
2	1:26.315	29.216	28.221	28.878	69.7	3:00.586							
3	1:26.225	28.981	28.426	28.818	69.8	4:26.811							
4	1:24.255	28.541	27.586	28.128	71.4	5:51.066							
5	1:23.886	28.771	27.323	27.792	71.7	7:14.952							
6	1:23.770	28.102	27.206	28.462	71.8	8:38.722							
7	1:22.974	28.307	26.563	28.104	72.5	10:01.696							
23 Simon KUCERIK CZE MiniGP Czech Republic OHVALE													
1	1:31.208	33.339	28.345	29.524	66.0	1:31.208							
2	1:26.043	29.266	27.718	29.059	69.9	2:57.251							
3	1:24.891	28.866	27.275	28.750	70.9	4:22.142							
4	1:24.797	28.822	27.245	28.730	70.9	5:46.939							
5	1:24.643	28.698	27.562	28.383	71.1	7:11.582							
6	1:23.534	28.324	26.866	28.344	72.0	8:35.116							
7	1:23.893	28.573	26.899	28.421	71.7	9:59.009							
8	1:24.138	28.523	27.062	28.553	71.5	11:23.147							
25 Miro MASSON BEL MiniGP France OHVALE													
1	1:35.707	34.325	31.618	29.764	62.9	1:35.707							
2	1:25.698	29.161	27.772	28.765	70.2	3:01.405							
3	1:25.013	28.401	28.017	28.595	70.8	4:26.418							
4	1:24.402	28.670	27.363	28.369	71.3	5:50.820							
5	1:23.816	28.498	27.016	28.302	71.8	7:14.636							
6	1:23.825	28.184	27.142	28.499	71.8	8:38.461							
7	1:23.205	28.055	26.843	28.307	72.3	10:01.666							
8	1:24.000	28.756	27.213	28.031	71.6	11:25.666							
26 Ole SÄUBERLICH DEU MiniGP Germany OHVALE													
1	1:39.581	38.186	29.761	31.634	60.4	1:39.581							
2	1:31.632	32.087	29.219	30.326	65.6	3:11.213							
3	1:26.986	29.838	28.064	29.084	69.2	4:38.199							
4	1:27.263	29.514	28.548	29.201	68.9	6:05.462							
5	1:27.421	29.797	28.728	28.896	68.8	7:32.883							
6	1:26.430	29.715	27.992	28.723	69.6	8:59.313							
7	1:26.295	29.326	28.081	28.888	69.7	10:25.608							
8	1:27.182	29.465	28.518	29.199	69.0	11:52.790							
27 Fillin LORENZ DEU MiniGP Germany OHVALE													
1	1:30.441	32.995	28.369	29.077	66.5	1:30.441							
2	1:26.097	29.398	27.755	28.944	69.9	2:56.538							
3	1:25.738	29.352	27.936	28.450	70.2	4:22.276							
4	1:25.073	29.080	27.445	28.548	70.7	5:47.349							



MOTORLAND ARAGON, SPAIN • 12-14 November 2024



160cc MiniGP Final Qualifying Race 1

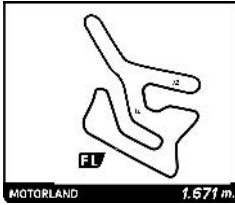
Sector Analysis

— Invalidated Lap ■ Personal Best ■ Session Best B Crossing the pit lane

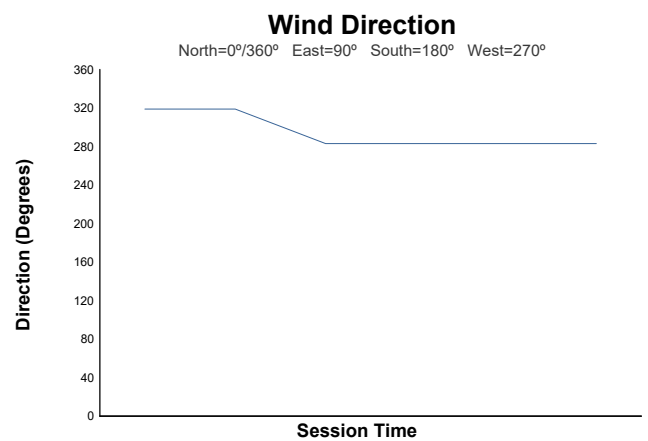
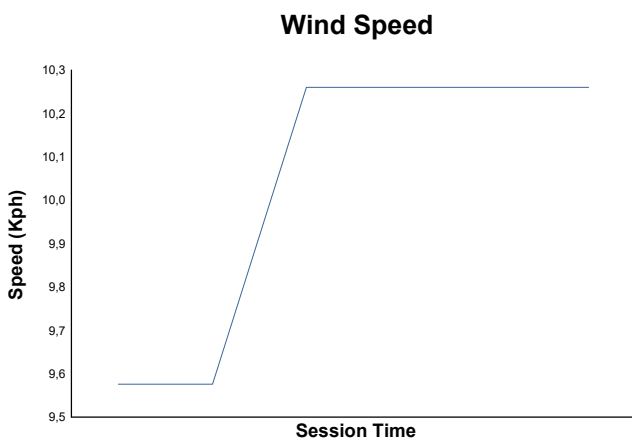
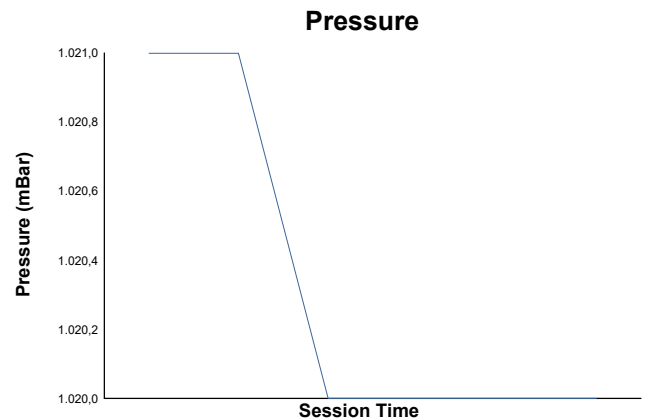
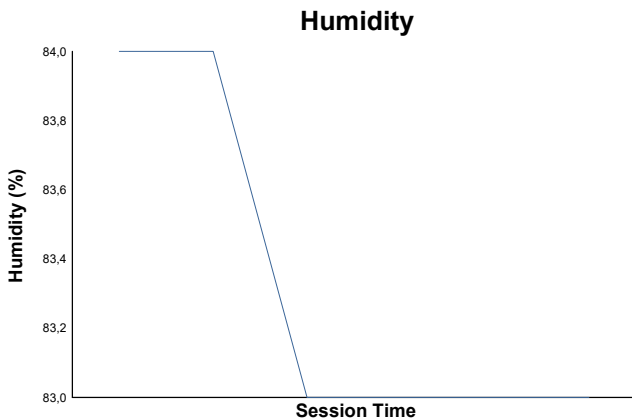
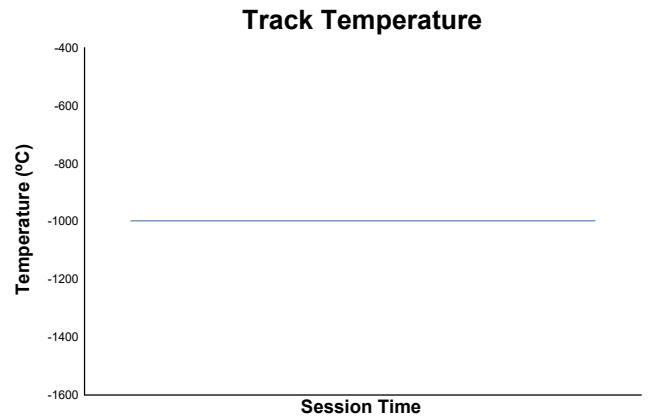
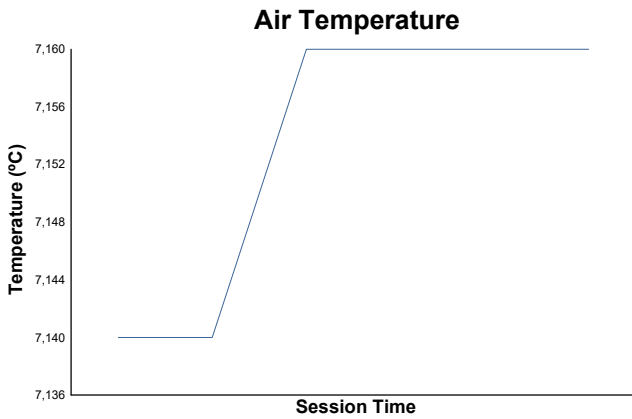
Lap	Time	Sector 1	Sector 2	Sector 3	Kph	Elapsed	Lap	Time	Sector 1	Sector 2	Sector 3	Kph	Elapsed
5	1:24.704	29.071	27.329	28.304	71.0	7:12.053	7	1:23.614	28.080	27.199	28.335	71.9	9:55.780
6	1:24.025	28.689	27.522	27.814	71.6	8:36.078	8	1:23.924	28.212	27.287	28.425	71.7	11:19.704
7	1:23.356	28.165	27.189	28.002	72.2	9:59.434	46 Tomás SANTOS						PRT
8	2:09.950	1:09.593	29.439	30.918	46.3	12:09.384	MiniGP Portugal						OHVALE
28 Kenzie AKBAR							IDN						
MiniGP Indonesia							OHVALE						
1	1:33.685	34.079	30.225	29.381	64.2	1:33.685	1	1:37.207	36.428	30.284	30.495	61.9	1:37.207
2	1:26.414	29.363	28.161	28.890	69.6	3:00.099	2	1:26.271	29.493	28.095	28.683	69.7	3:03.478
3	1:26.012	29.057	27.964	28.991	69.9	4:26.111	3	1:27.468	30.012	28.246	29.210	68.8	4:30.946
4	1:24.400	28.574	27.454	28.372	71.3	5:50.511	4	1:27.889	29.903	28.277	29.709	68.4	5:58.835
5	1:26.064	28.711	28.690	28.663	69.9	7:16.575	5	1:27.052	29.400	28.420	29.232	69.1	7:25.887
6	1:25.798	28.804	27.997	28.997	70.1	8:42.373	6	1:26.078	29.366	27.947	28.765	69.9	8:51.965
7	1:26.167	28.745	28.426	28.996	69.8	10:08.540	7	1:24.347	28.242	27.590	28.515	71.3	10:16.312
8	1:27.019	28.871	28.686	29.462	69.1	11:35.559	8	1:26.059	30.002	27.640	28.417	69.9	11:42.371
29 Arkana ARDIN							IDN	47 Alexandre CABÁ					
MiniGP Indonesia							OHVALE	MiniGP Portugal					
1	1:28.971	31.911	27.779	29.281	67.6	1:28.971	1	1:34.780	35.950	28.929	29.901	63.5	1:34.780
2	1:24.806	28.756	27.414	28.636	70.9	2:53.777	2	1:27.287	29.539	28.159	29.589	68.9	3:02.067
3	1:25.690	28.463	27.870	29.357	70.2	4:19.467	3	1:27.256	29.482	28.521	29.253	68.9	4:29.323
4	1:24.540	28.690	27.266	28.584	71.2	5:44.007	4	1:29.059	29.372	29.995	29.692	67.5	5:58.382
5	1:25.463	28.846	27.393	29.224	70.4	7:09.470	5	1:27.116	29.049	28.932	29.135	69.1	7:25.498
6	1:24.637	28.701	27.817	28.119	71.1	8:34.107	6	1:26.416	29.186	28.242	28.988	69.6	8:51.914
7	1:23.452	28.008	27.531	27.913	72.1	9:57.559	7	1:26.888	29.445	28.151	29.292	69.2	10:18.802
8	1:22.432	28.001	26.901	27.530	73.0	11:19.991	8	1:26.479	29.194	28.044	29.241	69.6	11:45.281
31 Alfie FLYYN							IRL	48 Jake FRANKLIN					
MiniGP Ireland							OHVALE	MiniGP Qatar					
1	1:35.240	34.916	30.179	30.145	63.2	1:35.240	1	1:39.355	37.682	30.186	31.487	60.5	1:39.355
2	1:27.087	29.573	28.205	29.309	69.1	3:02.327	2	1:31.831	31.563	29.265	31.003	65.5	3:11.186
3	1:27.629	30.218	28.204	29.207	68.6	4:29.956	3	1:30.775	31.594	28.779	30.402	66.3	4:41.961
4	1:27.137	29.676	28.578	28.883	69.0	5:57.093	4	1:30.095	31.041	28.504	30.550	66.8	6:12.056
5	1:26.436	29.103	28.212	29.121	69.6	7:23.529	5	1:27.522	29.658	28.202	29.662	68.7	7:39.578
6	1:24.751	28.941	27.537	28.273	71.0	8:48.280	6	1:28.308	30.474	27.820	30.014	68.1	9:07.886
7	1:24.680	29.072	27.214	28.394	71.0	10:12.960	7	1:27.869	30.063	28.225	29.581	68.5	10:35.755
8	1:24.682	28.696	27.531	28.455	71.0	11:37.642	8	1:27.583	29.697	28.090	29.796	68.7	12:03.338
32 Jack HAMILTON							IRL	49 Riley ROBINSON					
MiniGP Ireland							OHVALE	MiniGP Qatar					
1	1:36.054	36.569	29.525	29.960	62.6	1:36.054	1	1:40.153	37.959	30.919	31.275	60.1	1:40.153
2	1:26.332	29.443	27.774	29.115	69.7	3:02.386	2	1:32.856	32.187	30.081	30.588	64.8	3:13.009
3	1:27.130	29.610	28.271	29.249	69.0	4:29.516	3	1:29.686	30.725	28.986	29.975	67.1	4:42.695
4	1:28.000	30.312	28.547	29.141	68.4	5:57.516	4	1:29.614	30.465	28.993	30.156	67.1	6:12.309
5	1:25.712	28.830	28.123	28.759	70.2	7:23.228	5	1:27.728	29.822	28.115	29.791	68.6	7:40.037
6	1:24.691	28.711	27.622	28.358	71.0	8:47.919	6	1:28.247	30.094	28.481	29.672	68.2	9:08.284
7	1:27.655	29.507	28.689	29.459	68.6	10:15.574	7	1:27.006	29.481	27.919	29.606	69.1	10:35.290
8	1:29.547	30.549	29.373	29.625	67.2	11:45.121	8	1:27.862	29.565	28.678	29.619	68.5	12:03.152
44 Kenzo ABADILLA							PHL	56 Connor RAYMOND					
MiniGP Philippines							OHVALE	MiniCUP USA					
1	1:29.582	32.034	28.245	29.303	67.2	1:29.582	1	1:39.294	36.631	31.832	30.831	60.6	1:39.294
2	1:24.432	28.719	27.147	28.566	71.2	2:54.014	2	1:27.713	30.093	28.158	29.462	68.6	3:07.007
3	1:25.287	28.555	28.005	28.727	70.5	4:19.301	3	1:26.521	29.557	28.019	28.945	69.5	4:33.528
4	1:24.371	28.441	27.238	28.692	71.3	5:43.672	4	1:26.448	29.089	28.008	29.351	69.6	5:59.976
5	1:24.689	28.494	27.656	28.539	71.0	7:08.361	5	1:47.256	49.839	28.229	29.188	56.1	7:47.232
6	1:23.805	28.101	27.294	28.410	71.8	8:32.166	6	1:25.433	29.026	27.635	28.772	70.4	9:12.665
							7	1:25.180	28.997	27.519	28.664	70.6	10:37.845
							8	1:25.700	28.910	27.625	29.165	70.2	12:03.545



MOTORLAND ARAGON, SPAIN • 12-14 November 2024



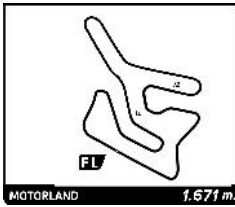
MiniGP Final 160cc Qualifying Race 1 Weather Report



Track Status: **WET**



MOTORLAND ARAGON, SPAIN • 12-14 November 2024



160cc MiniGP Final Qualifying Race 2 (8 Laps, 13,4 km.)

Starting Grid

26 O. SÄUBERLICH	18	48 J. FRANKLIN	17	49 R. ROBINSON	19	7
32 J. HAMILTON	15	56 C. RAYMOND	14	47 A. CABÁ	16	6
31 A. FLYYN	12	46 T. SANTOS	11	18 J. STOCKILL	13	5
17 L. SCOTT	9	25 M. MASSON	8	16 T. SCICKO	10	4
19 H. TINGNUO	6	28 K. AKBAR	5	15 D. RAZMISLAVICIUS	7	3
27 F. LORENZ	3	11 J. PLAISTED	2	23 S. KUCERIK	4	2
				12 C. WILLIAMS	1	1



Race Director:

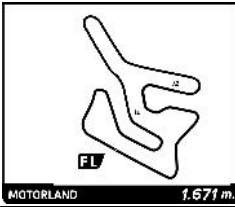
Timekeeper:

Alberto Estébanez





MOTORLAND ARAGON, SPAIN • 12-14 November 2024



160cc MiniGP Final Qualifying Race 2 (8 Laps, 13,4 km.)

Classification

No	Rider	Nat	Team	Bike	Tires	Cl.	Laps	Total Time	Gap	Kph	Best Lap		
											Lap	Time	Kph
1	27 Fillin LORENZ	DEU	MiniGP Germany	OHVALE	P		8	11:23.418	-	70.4	8	1:23.453	72.1
2	11 Judd PLAISTED	AUS	MiniGP Australia	OHVALE	P		8	11:23.610	+0.192	70.4	8	1:23.128	72.4
3	16 Timurs SCICKO	LVA	MiniGP Baltic	OHVALE	P		8	11:25.652	+2.234	70.2	6	1:24.141	71.5
4	31 Alfie FLYYN	IRL	MiniGP Ireland	OHVALE	P		8	11:26.276	+2.858	70.1	6	1:24.256	71.4
5	18 Jäger STOCKILL	CAN	MiniGP Canada	OHVALE	P		8	11:30.226	+6.808	69.7	8	1:24.321	71.3
6	46 Tomás SANTOS	PRT	MiniGP Portugal	OHVALE	P		8	11:39.804	+16.386	68.8	5	1:25.467	70.4
7	15 Domykas RAZMISLAVICIUS	LTU	MiniGP Baltic	OHVALE	P		8	11:41.338	+17.920	68.6	5	1:25.518	70.3
8	47 Alexandre CABÁ	PRT	MiniGP Portugal	OHVALE	P		8	11:50.201	+26.783	67.8	8	1:27.557	68.7
9	32 Jack HAMILTON	IRL	MiniGP Ireland	OHVALE	P		8	11:50.711	+27.293	67.7	5	1:27.658	68.6
10	19 Huang TINGNUO	CHN	MiniGP China	OHVALE	P		8	11:50.915	+27.497	67.7	8	1:25.274	70.5
11	12 Chaz WILLIAMS	AUS	MiniGP Australia	OHVALE	P		8	12:29.622	+1:06.204	64.2	5	1:26.654	69.4
12	23 Simon KUCERIK	CZE	MiniGP Czech Republic	OHVALE	P		8	12:29.912	+1:06.494	64.2	4	1:25.464	70.4
13	28 Kenzie AKBAR	IDN	MiniGP Indonesia	OHVALE	P		7	12:07.065	1 Lap	57.9	2	1:26.958	69.2
Not classified													
56	Connor RAYMOND	USA	MiniCUP USA	OHVALE	P		5	8:13.102			2	1:27.725	68.6
48	Jake FRANKLIN	GBR	MiniGP Qatar	OHVALE	P		5	10:16.278			2	1:27.451	68.8
17	Lincoln SCOTT	CAN	MiniGP Canada	OHVALE	P		3	4:23.247			3	1:24.837	70.9
49	Riley ROBINSON	GBR	MiniGP Qatar	OHVALE	P		1	1:51.957					
25	Miro MASSON	BEL	MiniGP France	OHVALE	P								
26	Ole SÄUBERLICH	DEU	MiniGP Germany	OHVALE	P								

Pole Position:

Fastest Lap:

Lap8	Judd PLAISTED	1:23.128	72.4 Kph
------	---------------	----------	----------

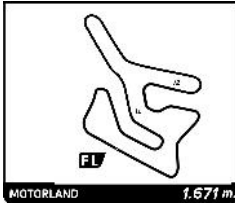
Published at:

Track Status: **WET**

Race Director:	Timekeeper: Alberto Estébanez	
-----------------------	---	--



MOTORLAND ARAGON, SPAIN • 12-14 November 2024



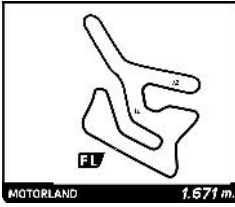
160cc MiniGP Final Qualifying Race 2

Best Sector Times

Sector 1			Sector 2			Sector 3			Ideal Lap	Best Lap	
Pos	No Rider	Time	No Rider	Time	No Rider	Time	Pos	No Rider			
1	27 F.LORENZ	28.308	11 J.PLAISTED	26.877	11 J.PLAISTED	27.813	1	11 J.PLAISTED	1:23.128	1:23.128	(1)
2	11 J.PLAISTED	28.438	27 F.LORENZ	26.886	16 T.SCICKO	27.858	2	27 F.LORENZ	1:23.296	1:23.453	(2)
3	16 T.SCICKO	28.517	18 J.STOCKILL	27.247	17 L.SCOTT	28.066	3	16 T.SCICKO	1:23.695	1:24.141	(3)
4	18 J.STOCKILL	28.620	31 A.FLYYN	27.310	27 F.LORENZ	28.102	4	18 J.STOCKILL	1:24.186	1:24.321	(5)
5	31 A.FLYYN	28.631	16 T.SCICKO	27.320	19 H.TINGNUO	28.238	5	31 A.FLYYN	1:24.210	1:24.256	(4)
6	46 T.SANTOS	28.767	23 S.KUCERIK	27.359	31 A.FLYYN	28.269	6	17 L.SCOTT	1:24.362	1:24.837	(6)
7	19 H.TINGNUO	28.772	17 L.SCOTT	27.457	18 J.STOCKILL	28.319	7	19 H.TINGNUO	1:24.510	1:25.274	(7)
8	17 L.SCOTT	28.839	19 H.TINGNUO	27.500	23 S.KUCERIK	28.781	8	23 S.KUCERIK	1:24.997	1:25.464	(8)
9	23 S.KUCERIK	28.857	15 D.RAZMISLAVICIUS	27.609	15 D.RAZMISLAVICIUS	28.929	9	46 T.SANTOS	1:25.467	1:25.467	(9)
10	15 D.RAZMISLAVICIUS	28.980	46 T.SANTOS	27.679	12 C.WILLIAMS	28.953	10	15 D.RAZMISLAVICIUS	1:25.518	1:25.518	(10)
11	12 C.WILLIAMS	29.491	48 J.FRANKLIN	27.980	46 T.SANTOS	29.021	11	12 C.WILLIAMS	1:26.518	1:26.654	(11)
12	32 J.HAMILTON	29.501	56 C.RAYMOND	28.023	32 J.HAMILTON	29.120	12	47 A.CABÁ	1:26.940	1:27.557	(14)
13	28 K.AKBAR	29.505	12 C.WILLIAMS	28.074	28 K.AKBAR	29.186	13	28 K.AKBAR	1:26.958	1:26.958	(12)
14	47 A.CABÁ	29.552	47 A.CABÁ	28.093	56 C.RAYMOND	29.225	14	32 J.HAMILTON	1:26.969	1:27.658	(15)
15	56 C.RAYMOND	29.954	28 K.AKBAR	28.267	48 J.FRANKLIN	29.235	15	56 C.RAYMOND	1:27.202	1:27.725	(16)
16	48 J.FRANKLIN	30.109	32 J.HAMILTON	28.348	47 A.CABÁ	29.295	16	48 J.FRANKLIN	1:27.324	1:27.451	(13)
17	49 R.ROBINSON	32.083	49 R.ROBINSON	30.563	49 R.ROBINSON	32.347	17	49 R.ROBINSON	1:34.993		



MOTORLAND ARAGON, SPAIN • 12-14 November 2024



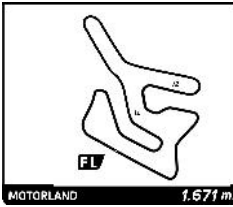
160cc MiniGP Final Qualifying Race 2

Lap Chart

No	Pos	Grid	Lap							
			1	2	3	4	5	6	7	8
12	1	12	27	27	27	27	27	27	27	27
11	2	11	11	11	31	31	31	31	11	11
27	3	27	23	31	11	11	11	11	31	16
23	4	23	12	16	16	16	16	16	16	31
28	5	28	31	19	17	23	23	18	18	18
19	6	19	19	17	19	18	18	46	46	46
15	7	15	17	23	23	46	46	15	15	15
25	8	25	16	18	18	15	15	47	47	47
17	9	17	28	28	46	47	47	32	32	32
16	10	16	18	15	15	32	32	19	19	19
46	11	46	15	46	47	48	19	12	12	12
31	12	31	47	47	32	19	12	23	23	23
18	13	18	46	56	48	12	56	28	28	
56	14	56	56	32	12	56	28			
32	15	32	32	48	56	28	48			
47	16	47	48	12	28					
48	17	48	49							
26	18	26								
49	19	49								



MOTORLAND ARAGON, SPAIN • 12-14 November 2024

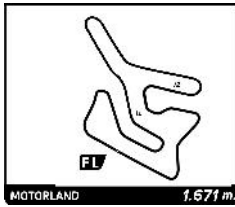


160cc MiniGP Final Qualifying Race 2 Fastest Lap Sequence

Elapsed	No Rider	Team	Bike	Class	Time	Kph	Lap
2:55.585	27 Fillin LORENZ	MiniGP Germany	OHVALE		1:25.751	70.2	2
2:56.990	31 Alfie FLYYN	MiniGP Ireland	OHVALE		1:25.416	70.4	2
4:21.577	31 Alfie FLYYN	MiniGP Ireland	OHVALE		1:24.587	71.1	3
4:22.756	16 Timurs SCICKO	MiniGP Baltic	OHVALE		1:24.525	71.2	3
8:35.599	27 Fillin LORENZ	MiniGP Germany	OHVALE		1:24.026	71.6	6
11:23.418	27 Fillin LORENZ	MiniGP Germany	OHVALE		1:23.453	72.1	8
11:23.610	11 Judd PLAISTED	MiniGP Australia	OHVALE		1:23.128	72.4	8



MOTORLAND ARAGON, SPAIN • 12-14 November 2024



160cc MiniGP Final Qualifying Race 2

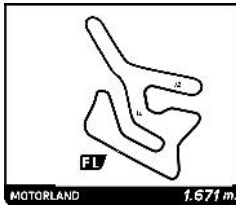
Analysis by lap

Lapped ■

No	Lap Time	Gap	No	Lap Time	Gap	No	Lap Time	Gap	No	Lap Time	Gap	No	Lap Time	Gap
Lap 1														
27	1:29.834	0.000	27	1:25.363		47	1:27.931	22.679						
11	1:30.506	0.672	31	1:25.406	0.326	32	1:27.903	22.984						
23	1:30.828	0.994	11	1:24.914	0.664	19	1:25.863	25.676						
12	1:30.942	1.108	16	1:24.862	0.961	12	1:30.447	36.483						
31	1:31.574	1.740	23	1:25.464	3.284	28	1:28.568	1 Lap						
19	1:31.633	1.799	18	1:25.601	3.588	23	1:54.206	1:00.386						
17	1:31.914	2.080	46	1:26.012	7.804	Lap 8								
16	1:32.205	2.371	15	1:26.070	8.483	27	1:23.453							
28	1:32.922	3.088	47	1:28.550	11.731	11	1:23.128	0.192						
18	1:33.448	3.614	32	1:28.349	12.893	16	1:24.301	2.234						
15	1:33.743	3.909	48	1:28.199	13.790	31	1:25.104	2.858						
47	1:34.120	4.286	19	1:43.449	20.461	18	1:24.321	6.808						
46	1:34.230	4.396	28	3:10.752	1 Lap	46	1:27.013	16.386						
56	1:34.794	4.960	12	1:28.657	24.451	15	1:27.463	17.920						
32	1:35.438	5.604	56	1:38.500	51.300	47	1:27.557	26.783						
48	1:36.108	6.274	Lap 5						32	1:27.762	27.293			
49	1:51.957	22.123	27	1:24.916		19	1:25.274	27.497						
Lap 2														
27	1:25.751		31	1:24.878	0.288	28	1:30.160	1 Lap						
11	1:25.984	0.905	11	1:24.957	0.705	12	1:53.174	1:06.204						
31	1:25.416	1.405	16	1:24.957	1.002	23	1:29.561	1:06.494						
16	1:26.026	2.646	23	1:26.294	4.662	Lap 6								
19	1:26.732	2.780	18	1:26.123	4.795	27	1:24.026							
17	1:26.496	2.825	46	1:25.467	8.355	31	1:24.256	0.518						
23	1:28.133	3.376	15	1:25.518	9.085	11	1:24.033	0.712						
18	1:26.357	4.220	47	1:28.201	15.016	16	1:24.141	1.117						
28	1:26.958	4.295	32	1:27.658	15.635	18	1:25.187	5.956						
15	1:27.135	5.293	19	1:26.256	21.801	46	1:25.916	10.245						
46	1:26.799	5.444	12	1:26.654	26.189	15	1:26.334	11.393						
47	1:28.140	6.675	28	1:28.295	1 Lap	47	1:28.124	19.114						
56	1:27.725	6.934	56	1:35.145	1:01.529	32	1:27.838	19.447						
32	1:27.846	7.699	Lap 7						19	1:26.404	24.179			
48	1:27.451	7.974	27	1:24.026		12	1:28.239	30.402						
12	1:44.149	19.506	31	1:24.256	0.518	23	1:49.910	30.546						
Lap 3														
27	1:25.709		16	1:24.141	1.117	28	1:29.410	1 Lap						
31	1:24.587	0.283	18	1:25.187	5.956	Lap 8								
11	1:25.917	1.113	46	1:25.916	10.245	27	1:24.366							
16	1:24.525	1.462	15	1:26.334	11.393	11	1:24.171	0.517						
17	1:24.837	1.953	47	1:28.124	19.114	31	1:25.055	1.207						
19	1:25.304	2.375	32	1:27.838	19.447	16	1:24.635	1.386						
23	1:25.516	3.183	19	1:26.404	24.179	18	1:24.350	5.940						
18	1:24.839	3.350	12	1:28.239	30.402	46	1:26.947	12.826						
46	1:27.420	7.155	23	1:49.910	30.546	15	1:26.883	13.910						
15	1:28.192	7.776	28	1:29.410	1 Lap	48	4:15.831	2 Laps						
47	1:27.578	8.544	Lap 9											
32	1:27.917	9.907	27	1:24.366										
48	1:28.689	10.954	11	1:24.171	0.517									
12	1:27.360	21.157	31	1:25.055	1.207									
56	1:56.938	38.163	16	1:24.635	1.386									
Lap 4														
Lap 10														



MOTORLAND ARAGON, SPAIN • 12-14 November 2024



160cc MiniGP Final Qualifying Race 2

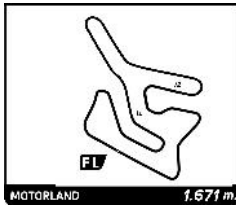
Sector Analysis

— Invalidated Lap ■ Personal Best ■ Session Best B Crossing the pit lane

Lap	Time	Sector 1	Sector 2	Sector 3	Kph	Elapsed	Lap	Time	Sector 1	Sector 2	Sector 3	Kph	Elapsed
11 Judd PLAISTED AUS													
MiniGP Australia OHVALE													
1	1:30.506	32.496	28.694	29.316	66.5	1:30.506	4	1:25.601	29.138	27.409	29.054	70.3	5:50.245
2	1:25.984	29.272	27.821	28.891	70.0	2:56.490	5	1:26.123	28.934	28.138	29.051	69.8	7:16.368
3	1:25.917	29.564	27.667	28.686	70.0	4:22.407	6	1:25.187	29.394	27.247	28.546	70.6	8:41.555
4	1:24.914	29.176	27.415	28.323	70.8	5:47.321	7	1:24.350	28.620	27.390	28.340	71.3	10:05.905
5	1:24.957	28.857	27.593	28.507	70.8	7:12.278	8	1:24.321	28.643	27.359	28.319	71.3	11:30.226
6	1:24.033	28.501	27.400	28.132	71.6	8:36.311							
7	1:24.171	28.643	27.314	28.214	71.5	10:00.482							
8	1:23.128	28.438	26.877	27.813	72.4	11:23.610							
12 Chaz WILLIAMS AUS													
MiniGP Australia OHVALE													
1	1:30.942	32.988	28.855	29.099	66.1	1:30.942							
2	1:44.149	45.168	29.639	29.342	57.8	3:15.091							
3	1:27.360	29.784	28.328	29.248	68.9	4:42.451							
4	1:28.657	30.110	28.903	29.644	67.9	6:11.108							
5	1:26.654	29.627	28.074	28.953	69.4	7:37.762							
6	1:28.239	29.491	28.568	30.180	68.2	9:06.001							
7	1:30.447	30.710	29.255	30.482	66.5	10:36.448							
8	1:53.174	53.233	30.211	29.730	53.2	12:29.622							
15 Dominykas RAZMISLAVICIUS LTU													
MiniGP Baltic OHVALE													
1	1:33.743	35.098	28.822	29.823	64.2	1:33.743							
2	1:27.135	29.874	28.220	29.041	69.0	3:00.878							
3	1:28.192	30.400	28.481	29.311	68.2	4:29.070							
4	1:26.070	29.320	27.775	28.975	69.9	5:55.140							
5	1:25.518	28.980	27.609	28.929	70.3	7:20.658							
6	1:26.334	29.283	27.997	29.054	69.7	8:46.992							
7	1:26.883	29.046	28.412	29.425	69.2	10:13.875							
8	1:27.463	29.918	28.072	29.473	68.8	11:41.338							
16 Timurs SCICKO LVA													
MiniGP Baltic OHVALE													
1	1:32.205	35.454	28.064	28.687	65.2	1:32.205							
2	1:26.026	29.223	27.692	29.111	69.9	2:58.231							
3	1:24.525	28.730	27.320	28.475	71.2	4:22.756							
4	1:24.862	29.073	27.732	28.057	70.9	5:47.618							
5	1:24.957	28.803	27.634	28.520	70.8	7:12.575							
6	1:24.141	28.517	27.320	28.304	71.5	8:36.716							
7	1:24.635	28.693	27.630	28.312	71.1	10:01.351							
8	1:24.301	29.082	27.361	27.858	71.4	11:25.652							
17 Lincoln SCOTT CAN													
MiniGP Canada OHVALE													
1	1:31.914	34.612	28.374	28.928	65.4	1:31.914							
2	1:26.496	29.626	27.961	28.909	69.5	2:58.410							
3	1:24.837	29.294	27.477	28.066	70.9	4:23.247							
18 Jäger STOCKILL CAN													
MiniGP Canada OHVALE													
1	1:33.448	35.640	28.249	29.559	64.4	1:33.448							
2	1:26.357	29.470	28.005	28.882	69.7	2:59.805							
3	1:24.839	29.066	27.356	28.417	70.9	4:24.644							
19 Huang TINGNUO CHN													
MiniGP China OHVALE													
1	1:31.633	33.362	28.741	29.530	65.6	1:31.633							
2	1:26.732	29.521	27.761	29.450	69.4	2:58.365							
3	1:25.304	29.106	27.960	28.238	70.5	4:23.669							
4	1:43.449	28.772	43.102	31.575	58.2	6:07.118							
5	1:26.256	29.685	28.001	28.570	69.7	7:33.374							
6	1:26.404	29.111	27.866	29.427	69.6	8:59.778							
7	1:25.863	28.981	28.120	28.762	70.1	10:25.641							
8	1:25.274	29.114	27.500	28.660	70.5	11:50.915							
23 Simon KUCERIK CZE													
MiniGP Czech Republic OHVALE													
1	1:30.828	33.177	28.190	29.461	66.2	1:30.828							
2	1:28.133	29.238	27.757	31.138	68.3	2:58.961							
3	1:25.516	29.376	27.359	28.781	70.3	4:24.477							
4	1:25.464	28.857	27.411	29.196	70.4	5:49.941							
5	1:26.294	28.873	28.248	29.173	69.7	7:16.235							
6	1:49.910	29.764	50.179	29.967	54.7	9:06.145							
7	1:54.206	53.347	29.830	31.029	52.7	11:00.351							
8	1:29.561	31.212	28.687	29.662	67.2	12:29.912							
27 Fillin LORENZ DEU													
MiniGP Germany OHVALE													
1	1:29.834	32.801	27.984	29.049	67.0	1:29.834							
2	1:25.751	29.240	27.618	28.893	70.2	2:55.585							
3	1:25.709	29.435	27.666	28.608	70.2	4:21.294							
4	1:25.363	29.578	27.655	28.130	70.5	5:46.657							
5	1:24.916	28.878	27.606	28.432	70.8	7:11.573							
6	1:24.026	28.308	27.345	28.373	71.6	8:35.599							
7	1:24.366	28.586	27.357	28.423	71.3	9:59.965							
8	1:23.453	28.465	26.886	28.102	72.1	11:23.418							
28 Kenzie AKBAR IDN													
MiniGP Indonesia OHVALE													
1	1:32.922	33.769	29.456	29.697	64.7	1:32.922							
2	1:26.958	29.505	28.267	29.186	69.2	2:59.880							
3	3:10.752	2:10.365	30.424	29.963	31.5	6:10.632							
4	1:28.295	29.832	28.748	29.715	68.1	7:38.927							
5	1:29.410	30.460	28.985	29.965	67.3	9:08.337							
6	1:28.568	29.827	29.036	29.705	67.9	10:36.905							
7	1:30.160	30.554	29.123	30.483	66.7	12:07.065							
31 Alfie FLYNN IRL													
MiniGP Ireland OHVALE													
1	1:31.574	34.231	28.441	28.902	65.7	1:31.574							
2	1:25.416	29.341	27.444	28.631	70.4	2:56.990							
3	1:24.587	28.824	27.310	28.453	71.1	4:21.577							
4	1:25.406	29.213	27.575	28.618	70.4	5:46.983							
5	1:24.878	28.905	27.604	28.369	70.9	7:11.861							
6	1:24.256	28.631	27.356	28.269	71.4	8:36.117							



MOTORLAND ARAGON, SPAIN • 12-14 November 2024



160cc MiniGP Final Qualifying Race 2

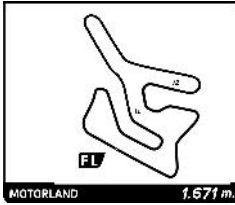
Sector Analysis

— Invalidated Lap ■ Personal Best ■ Session Best B Crossing the pit lane

Lap	Time	Sector 1	Sector 2	Sector 3	Kph	Elapsed	Lap	Time	Sector 1	Sector 2	Sector 3	Kph	Elapsed
7	1:25.055	28.831	27.840	28.384	70.7	10:01.172							
8	1:25.104	28.848	27.758	28.498	70.7	11:26.276							
32	Jack HAMILTON IRL												
	MiniGP Ireland						OHVALE						
1	1:35.438	36.295	29.556	29.587	63.0	1:35.438							
2	1:27.846	29.926	28.800	29.120	68.5	3:03.284							
3	1:27.917	30.228	28.436	29.253	68.4	4:31.201							
4	1:28.349	29.627	28.818	29.904	68.1	5:59.550							
5	1:27.658	29.567	28.348	29.743	68.6	7:27.208							
6	1:27.838	29.530	28.523	29.785	68.5	8:55.046							
7	1:27.903	29.501	28.535	29.867	68.4	10:22.949							
8	1:27.762	29.799	28.631	29.332	68.5	11:50.711							
46	Tomás SANTOS PRT												
	MiniGP Portugal						OHVALE						
1	1:34.230	36.532	28.445	29.253	63.8	1:34.230							
2	1:26.799	29.713	27.957	29.129	69.3	3:01.029							
3	1:27.420	30.379	27.897	29.144	68.8	4:28.449							
4	1:26.012	29.038	27.737	29.237	69.9	5:54.461							
5	1:25.467	28.767	27.679	29.021	70.4	7:19.928							
6	1:25.916	28.851	27.945	29.120	70.0	8:45.844							
7	1:26.947	29.251	28.205	29.491	69.2	10:12.791							
8	1:27.013	29.140	28.579	29.294	69.1	11:39.804							
47	Alexandre CABÁ PRT												
	MiniGP Portugal						OHVALE						
1	1:34.120	35.808	28.614	29.698	63.9	1:34.120							
2	1:28.140	30.316	28.529	29.295	68.3	3:02.260							
3	1:27.578	29.878	28.216	29.484	68.7	4:29.838							
4	1:28.550	29.804	28.320	30.426	67.9	5:58.388							
5	1:28.201	29.955	28.488	29.758	68.2	7:26.589							
6	1:28.124	29.767	28.431	29.926	68.3	8:54.713							
7	1:27.931	29.552	28.398	29.981	68.4	10:22.644							
8	1:27.557	29.786	28.093	29.678	68.7	11:50.201							
48	Jake FRANKLIN GBR												
	MiniGP Qatar						OHVALE						
1	1:36.108	37.049	28.861	30.198	62.6	1:36.108							
2	1:27.451	30.236	27.980	29.235	68.8	3:03.559							
3	1:28.689	30.895	28.032	29.762	67.8	4:32.248							
4	1:28.199	30.109	27.997	30.093	68.2	6:00.447							
5	4:15.831B	3:00.311	45.499	30.021	23.5	10:16.278							
49	Riley ROBINSON GBR												
	MiniGP Qatar						OHVALE						
1	1:51.957	49.047	30.563	32.347	53.7	1:51.957							
56	Connor RAYMOND USA												
	MiniCUP USA						OHVALE						
1	1:34.794	36.046	29.270	29.478	63.5	1:34.794							
2	1:27.725	29.954	28.546	29.225	68.6	3:02.519							
3	1:56.938	32.316	28.023	56.599	51.4	4:59.457							
4	1:38.500	31.493	31.359	35.648	61.1	6:37.957							
5	1:35.145B	32.526	33.321	29.298	63.2	8:13.102							

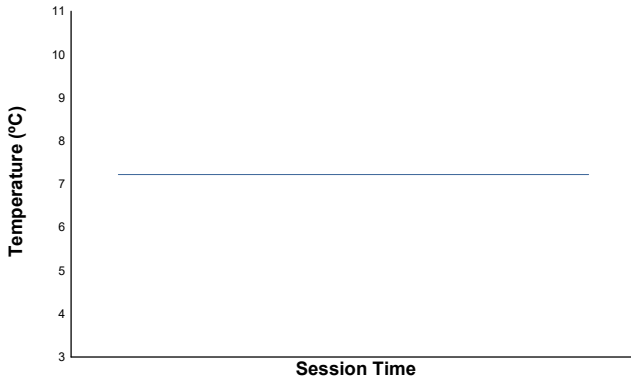


MOTORLAND ARAGON, SPAIN • 12-14 November 2024

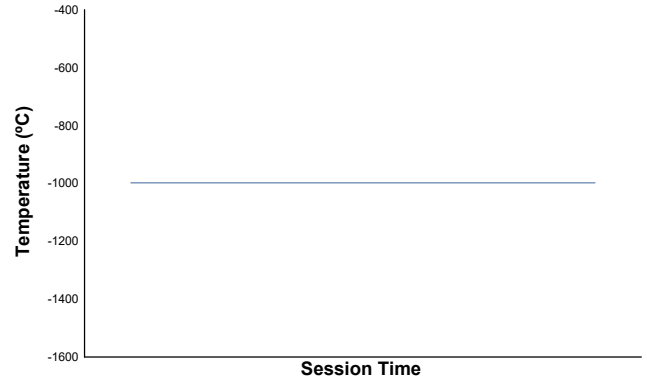


MiniGP Final 160cc Qualifying Race 2 Weather Report

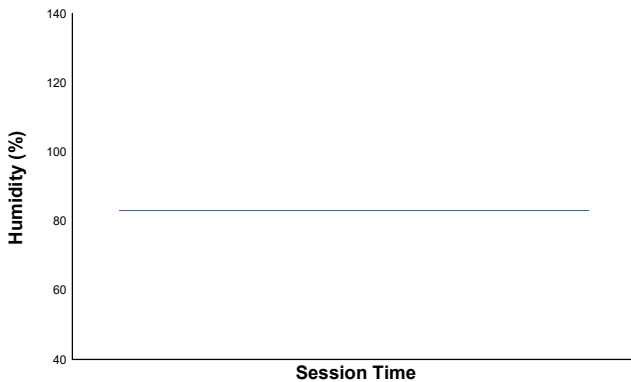
Air Temperature



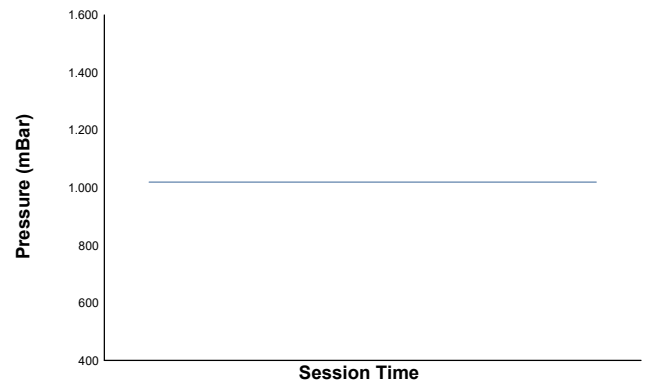
Track Temperature



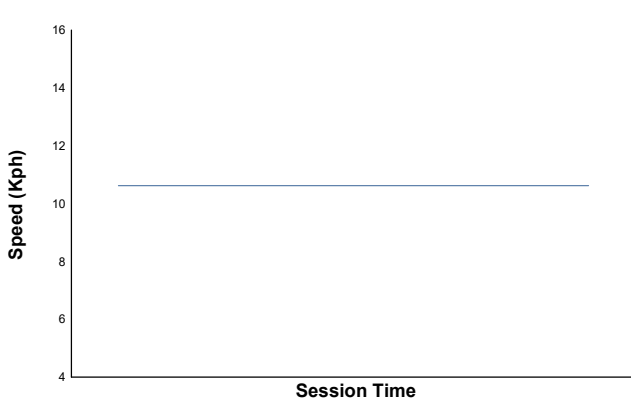
Humidity



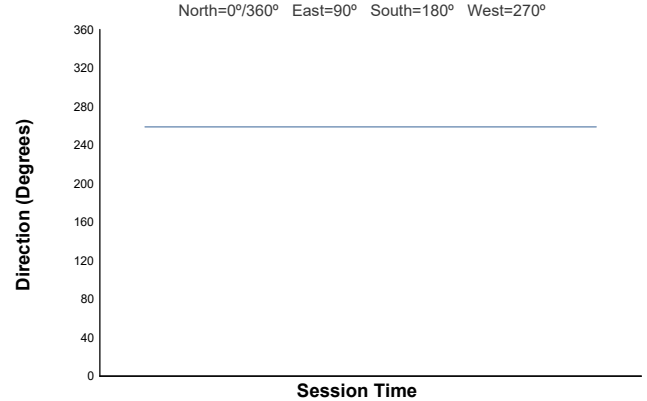
Pressure



Wind Speed



Wind Direction



Track Status: **WET**