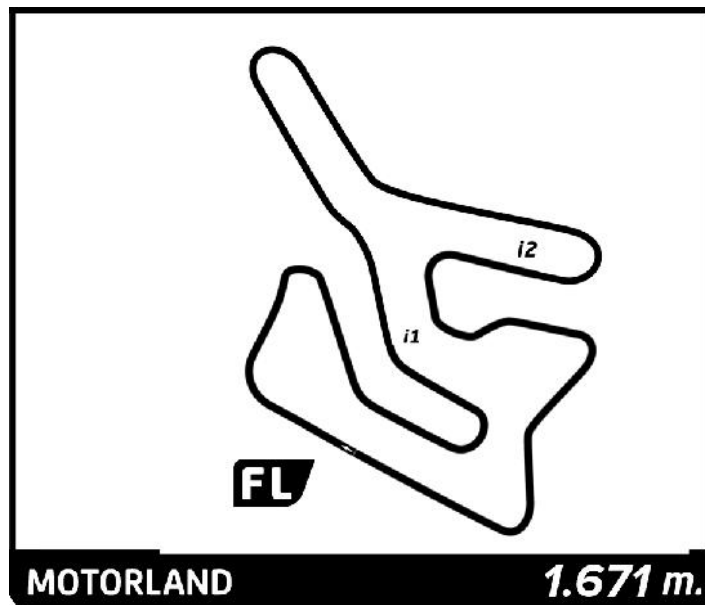


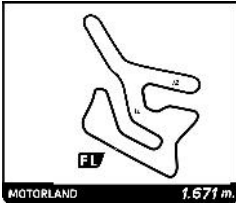
# MiniGP Final

160cc  
Results Booklet





MOTORLAND ARAGON, SPAIN • 12-14 November 2024



# 160cc MiniGP Final Free Practice 1 - Group A

## Classification

No	Rider	Nat	Team	Bike	Tires	Cl.	Time	Lap Total	Gap	Kph
1	53 Tyler HUMPHRIES	GBR	MiniGP UK	OHVALE	P		1:21.405	3 3	- -	73.9
2	12 Chaz WILLIAMS	AUS	MiniGP Australia	OHVALE	P		1:25.170	3 3	+3.765 +3.765	70.6
3	16 Timurs SCICKO	LVA	MiniGP Baltic	OHVALE	P		1:25.477	3 3	+4.072 +0.307	70.4
4	14 Márk MOHAI	HUN	MiniGP Austria	OHVALE	P		1:25.684	3 3	+4.279 +0.207	70.2
5	18 Jäger STOCKILL	CAN	MiniGP Canada	OHVALE	P		1:26.392	3 3	+4.987 +0.708	69.6
6	44 Kenzo ABADILLA	PHL	MiniGP Philippines	OHVALE	P		1:26.532	3 3	+5.127 +0.140	69.5
7	25 Miro MASSON	BEL	MiniGP France	OHVALE	P		1:26.623	3 3	+5.218 +0.091	69.4
8	23 Simon KUCERIK	CZE	MiniGP Czech Republic	OHVALE	P		1:26.799	3 3	+5.394 +0.176	69.3
9	19 Huang TINGNUO	CHN	MiniGP China	OHVALE	P		1:26.891	3 3	+5.486 +0.092	69.2
10	42 Casper PENNINGIS	NLD	MiniGP Netherlands	OHVALE	P		1:27.218	3 3	+5.813 +0.327	69.0
11	51 Shengbo SUN	CHN	MiniGP Spain	OHVALE	P		1:27.652	3 3	+6.247 +0.434	68.6
12	56 Connor RAYMOND	USA	MiniCUP USA	OHVALE	P		1:27.986	3 3	+6.581 +0.334	68.4
13	47 Alexandre CABÁ	PRT	MiniGP Portugal	OHVALE	P		1:29.498	3 3	+8.093 +1.512	67.2
14	48 Jake FRANKLIN	GBR	MiniGP Qatar	OHVALE	P		1:36.714	3 3	+15.309 +7.216	62.2

<b>Fastest Lap:</b>	Lap 3	Tyler HUMPHRIES	1:21.405	73.9 Kph
---------------------	-------	-----------------	----------	----------

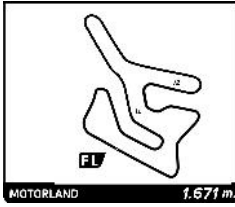
Published at: .....

Track Status: **DRY**

<b>Race Director:</b>	<b>Timekeeper:</b> Alberto Estébanez	
-----------------------	---	--



MOTORLAND ARAGON, SPAIN • 12-14 November 2024



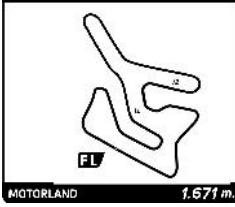
**160cc**  
**MiniGP Final**  
**Free Practice 1 - Group A**

**Best Sector Times**

Sector 1			Sector 2			Sector 3			Ideal Lap	Best Lap					
Pos	No	Rider	Time	No	Rider	Time	No	Rider				Time			
1	53	T.HUMPHRIES	27.930	53	T.HUMPHRIES	25.930	53	T.HUMPHRIES	27.545	1	53	T.HUMPHRIES	1:21.405	1:21.405	(1)
2	12	C.WILLIAMS	28.957	14	M.MOHAI	27.456	16	T.SCICKO	28.050	2	12	C.WILLIAMS	1:25.170	1:25.170	(2)
3	14	M.MOHAI	29.100	12	C.WILLIAMS	27.643	12	C.WILLIAMS	28.570	3	16	T.SCICKO	1:25.477	1:25.477	(3)
4	44	K.ABADILLA	29.272	16	T.SCICKO	27.825	25	M.MASSON	28.702	4	14	M.MOHAI	1:25.684	1:25.684	(4)
5	18	J.STOCKILL	29.495	18	J.STOCKILL	27.868	19	H.TINGNUO	28.987	5	18	J.STOCKILL	1:26.392	1:26.392	(5)
6	16	T.SCICKO	29.602	23	S.KUCERIK	27.886	18	J.STOCKILL	29.029	6	44	K.ABADILLA	1:26.532	1:26.532	(6)
7	23	S.KUCERIK	29.731	42	C.PENNINGS	27.901	14	M.MOHAI	29.128	7	25	M.MASSON	1:26.623	1:26.623	(7)
8	19	H.TINGNUO	29.760	44	K.ABADILLA	28.026	23	S.KUCERIK	29.182	8	23	S.KUCERIK	1:26.799	1:26.799	(8)
9	25	M.MASSON	29.770	19	H.TINGNUO	28.144	51	S.SUN	29.231	9	19	H.TINGNUO	1:26.891	1:26.891	(9)
10	42	C.PENNINGS	30.051	25	M.MASSON	28.151	44	K.ABADILLA	29.234	10	42	C.PENNINGS	1:27.218	1:27.218	(10)
11	56	C.RAYMOND	30.150	56	C.RAYMOND	28.228	42	C.PENNINGS	29.266	11	51	S.SUN	1:27.652	1:27.652	(11)
12	51	S.SUN	30.191	51	S.SUN	28.230	56	C.RAYMOND	29.608	12	56	C.RAYMOND	1:27.986	1:27.986	(12)
13	47	A.CABÁ	30.563	47	A.CABÁ	28.672	47	A.CABÁ	30.263	13	47	A.CABÁ	1:29.498	1:29.498	(13)
14	48	J.FRANKLIN	32.497	48	J.FRANKLIN	31.154	48	J.FRANKLIN	33.063	14	48	J.FRANKLIN	1:36.714	1:36.714	(14)



MOTORLAND ARAGON, SPAIN • 12-14 November 2024



# 160cc MiniGP Final Free Practice 1 - Group A

## Fastest Lap Sequence

Elapsed	No Rider	Team	Bike	Class	Time	Kph	Lap
3:08.336	53 Tyler HUMPHRIES	MiniGP UK	OHVALE		1:27.943	68.4	2
4:29.741	53 Tyler HUMPHRIES	MiniGP UK	OHVALE		1:21.405	73.9	3



MOTORLAND ARAGON, SPAIN • 12-14 November 2024



# 160cc MiniGP Final Free Practice 1 - Group A

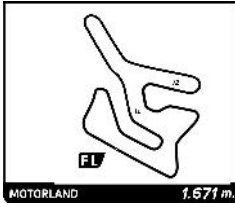
## Sector Analysis

— Invalidated Lap    ■ Personal Best    ■ Session Best    B Crossing the pit lane

Lap	Time	Sector 1	Sector 2	Sector 3	Kph	Elapsed	Lap	Time	Sector 1	Sector 2	Sector 3	Kph	Elapsed	
<b>12</b>	<b>Chaz WILLIAMS</b> AUS							<b>47</b>	<b>Alexandre CABÁ</b> PRT					
	MiniGP Australia								MiniGP Portugal					
1	1:58.407	51.250	33.098	34.059	50.8	1:58.407	1	2:04.629	55.307	34.204	35.118	48.3	2:04.629	
2	1:29.015	31.530	28.775	28.710	67.6	3:27.422	2	1:34.954	32.396	30.355	32.203	63.4	3:39.583	
3	<b>1:25.170</b>	<b>28.957</b>	<b>27.643</b>	<b>28.570</b>	70.6	4:52.592	3	<b>1:29.498</b>	<b>30.563</b>	<b>28.672</b>	<b>30.263</b>	67.2	5:09.081	
<b>14</b>	<b>Márk MOHAI</b> HUN							<b>48</b>	<b>Jake FRANKLIN</b> GBR					
	MiniGP Austria								MiniGP Qatar					
1	1:57.966	52.547	32.186	33.233	51.0	1:57.966	1	1:57.839	47.169	35.336	35.334	51.0	1:57.839	
2	1:28.152	29.907	28.036	30.209	68.2	3:26.118	2	1:41.563	36.162	31.942	33.459	59.2	3:39.402	
3	<b>1:25.684</b>	<b>29.100</b>	<b>27.456</b>	<b>29.128</b>	70.2	4:51.802	3	<b>1:36.714</b>	<b>32.497</b>	<b>31.154</b>	<b>33.063</b>	62.2	5:16.116	
<b>16</b>	<b>Timurs SCICKO</b> LVA							<b>51</b>	<b>Shengbo SUN</b> CHN					
	MiniGP Baltic								MiniGP Spain					
1	1:58.735	53.018	31.965	33.752	50.7	1:58.735	1	1:49.279	43.478	32.988	32.813	55.0	1:49.279	
2	1:30.917	32.714	29.129	29.074	66.2	3:29.652	2	1:32.718	32.027	29.820	30.871	64.9	3:21.997	
3	<b>1:25.477</b>	<b>29.602</b>	<b>27.825</b>	<b>28.050</b>	70.4	4:55.129	3	<b>1:27.652</b>	<b>30.191</b>	<b>28.230</b>	<b>29.231</b>	68.6	4:49.649	
<b>18</b>	<b>Jäger STOCKILL</b> CAN							<b>53</b>	<b>Tyler HUMPHRIES</b> GBR					
	MiniGP Canada								MiniGP UK					
1	1:59.167	52.419	33.605	33.143	50.5	1:59.167	1	1:40.393	41.646	28.881	29.866	59.9	1:40.393	
2	1:32.353	32.816	29.009	30.528	65.1	3:31.520	2	1:27.943	30.852	28.272	28.819	68.4	3:08.336	
3	<b>1:26.392</b>	<b>29.495</b>	<b>27.868</b>	<b>29.029</b>	69.6	4:57.912	3	<b>1:21.405</b>	<b>27.930</b>	<b>25.930</b>	<b>27.545</b>	73.9	4:29.741	
<b>19</b>	<b>Huang TINGNUO</b> CHN							<b>56</b>	<b>Connor RAYMOND</b> USA					
	MiniGP China								MiniCUP USA					
1	1:53.786	47.477	33.666	32.643	52.9	1:53.786	1	1:58.801	48.442	35.346	35.013	50.6	1:58.801	
2	1:31.515	31.346	29.524	30.645	65.7	3:25.301	2	1:35.434	33.609	30.643	31.182	63.0	3:34.235	
3	<b>1:26.891</b>	<b>29.760</b>	<b>28.144</b>	<b>28.987</b>	69.2	4:52.192	3	<b>1:27.986</b>	<b>30.150</b>	<b>28.228</b>	<b>29.608</b>	68.4	5:02.221	
<b>23</b>	<b>Simon KUCERIK</b> CZE													
	MiniGP Czech Republic													
1	1:53.379	47.731	32.543	33.105	53.1	1:53.379								
2	1:31.525	31.548	29.381	30.596	65.7	3:24.904								
3	<b>1:26.799</b>	<b>29.731</b>	<b>27.886</b>	<b>29.182</b>	69.3	4:51.703								
<b>25</b>	<b>Miro MASSON</b> BEL													
	MiniGP France													
1	1:58.011	48.169	34.573	35.269	51.0	1:58.011								
2	1:32.695	32.773	29.614	30.308	64.9	3:30.706								
3	<b>1:26.623</b>	<b>29.770</b>	<b>28.151</b>	<b>28.702</b>	69.4	4:57.329								
<b>42</b>	<b>Casper PENNING</b> NLD													
	MiniGP Netherlands													
1	1:56.315	52.740	31.123	32.452	51.7	1:56.315								
2	1:29.563	30.548	28.617	30.398	67.2	3:25.878								
3	<b>1:27.218</b>	<b>30.051</b>	<b>27.901</b>	<b>29.266</b>	69.0	4:53.096								
<b>44</b>	<b>Kenzo ABADILLA</b> PHL													
	MiniGP Philippines													
1	1:54.629	48.792	33.572	32.265	52.5	1:54.629								
2	1:30.957	30.643	29.548	30.766	66.1	3:25.586								
3	<b>1:26.532</b>	<b>29.272</b>	<b>28.026</b>	<b>29.234</b>	69.5	4:52.118								



MOTORLAND ARAGON, SPAIN • 12-14 November 2024

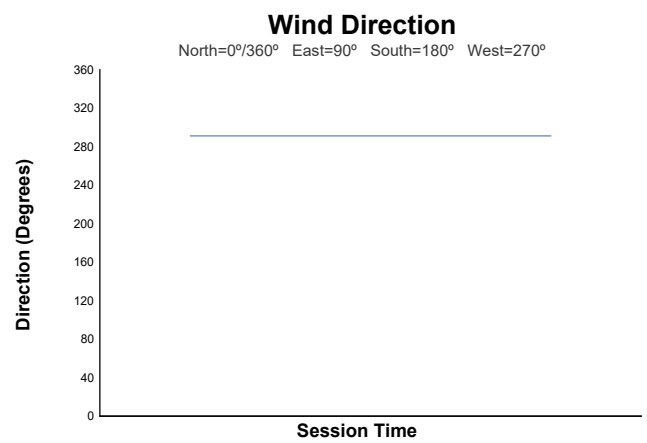
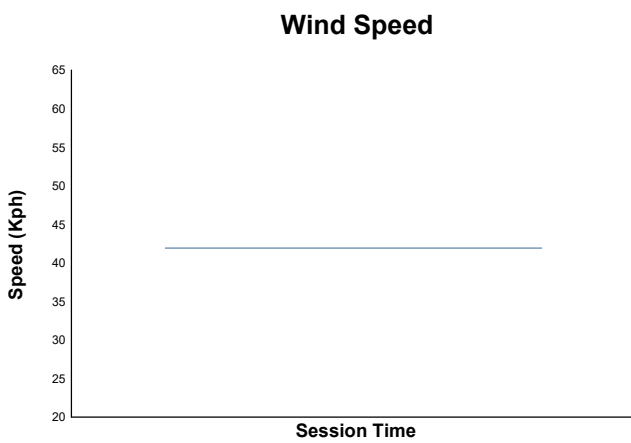
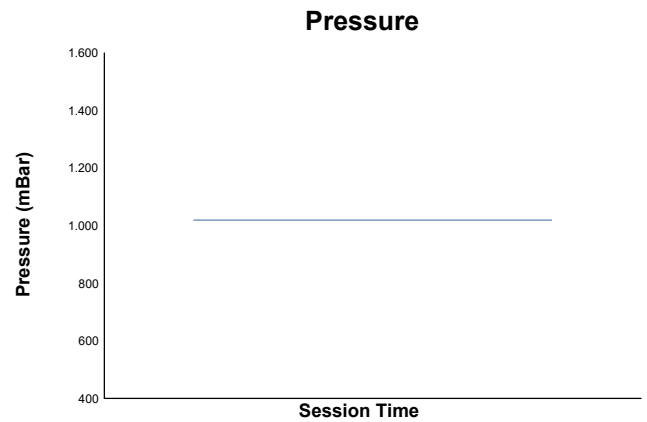
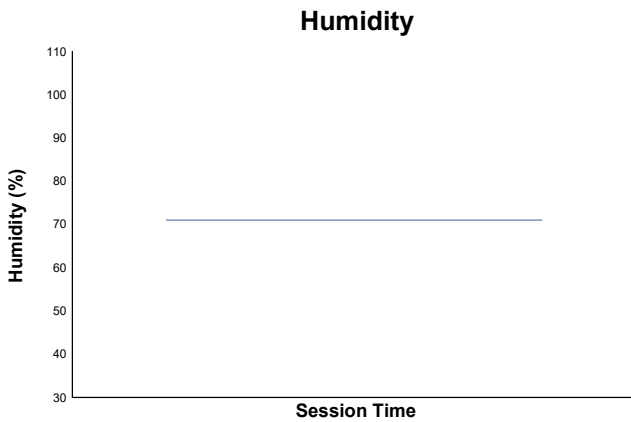
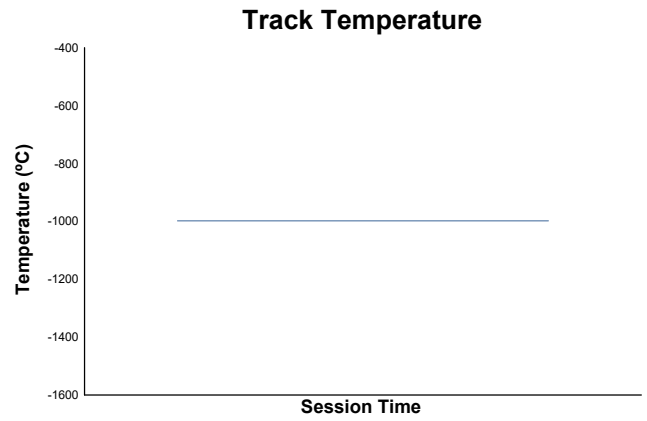
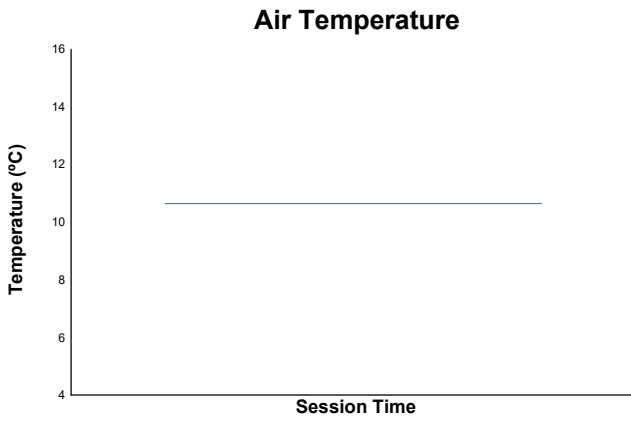


# MiniGP Final

## 160cc

### Free Practice 1 - Group A

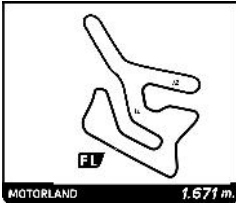
### Weather Report



Track Status: **DRY**



MOTORLAND ARAGON, SPAIN • 12-14 November 2024



# 160cc MiniGP Final Free Practice 1 - Group B

## Classification

No	Rider	Nat	Team	Bike	Tires	Cl.	Time	Lap Total	Gap	Kph
1	33 Maicol COLAZZO	ITA	MiniGP Italy	OHVALE	P		1:20.954	3 3	- -	74.3
2	41 Airel MARZUKI	MYS	MiniGP Malaysia	OHVALE	P		1:24.455	3 3	+3.501 +3.501	71.2
3	22 Olaf KOZLOWSKI	POL	MiniGP Czech Republic	OHVALE	P		1:24.465	3 3	+3.511 +0.010	71.2
4	21 Liu SHANXU	CHN	MiniGP China	OHVALE	P		1:24.966	3 3	+4.012 +0.501	70.8
5	27 Fillin LORENZ	DEU	MiniGP Germany	OHVALE	P		1:25.006	3 3	+4.052 +0.040	70.8
6	38 Lyam RIOS	COL	MiniGP Latin America	OHVALE	P		1:25.125	3 3	+4.171 +0.119	70.7
7	11 Judd PLAISTED	AUS	MiniGP Australia	OHVALE	P		1:25.140	3 3	+4.186 +0.015	70.7
8	24 Leandre MARTINEZ	FRA	MiniGP France	OHVALE	P		1:25.164	3 3	+4.210 +0.024	70.6
9	17 Lincoln SCOTT	CAN	MiniGP Canada	OHVALE	P		1:25.841	3 3	+4.887 +0.677	70.1
10	35 Hayato CHISHIKI	JPN	MiniGP Japan	OHVALE	P		1:26.789	3 3	+5.835 +0.948	69.3
11	31 Alfie FLYNN	IRL	MiniGP Ireland	OHVALE	P		1:28.652	3 3	+7.698 +1.863	67.9
12	13 Thorley TREVORROW	GBR	MiniGP Austria	OHVALE	P		1:31.225	3 3	+10.271 +2.573	65.9
13	15 Dominykas RAZMISLAVICIUS	LTU	MiniGP Baltic	OHVALE	P		1:32.841	3 3	+11.887 +1.616	64.8
14	29 Arkana ARDIN	IDN	MiniGP Indonesia	OHVALE	P					

<b>Fastest Lap:</b>	Lap 3	Maicol COLAZZO	1:20.954	74.3 Kph
---------------------	-------	----------------	----------	----------

RIDER #29 - WILL PARTICIPATE IN GROUP C NEXT SESSION

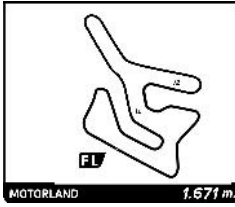
Published at: .....

Track Status: **DRY**

<b>Race Director:</b>	<b>Timekeeper:</b> Alberto Estébanez	
-----------------------	---	--



MOTORLAND ARAGON, SPAIN • 12-14 November 2024



**160cc**  
**MiniGP Final**  
**Free Practice 1 - Group B**

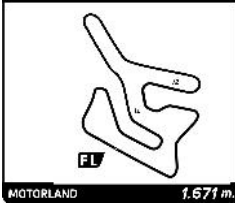
**Best Sector Times**

Pos	Sector 1			Sector 2			Sector 3			Ideal Lap	Best Lap	
	No Rider	Time	No Rider	Time	No Rider	Time	Pos	No Rider				
1	33 M.COLAZZO	28.232	33 M.COLAZZO	26.155	33 M.COLAZZO	26.567	1	33 M.COLAZZO	1:20.954	1:20.954	(1)	
2	41 A.MARZUKI	28.413	22 O.KOZLOWSKI	26.851	27 F.LORENZ	27.835	2	41 A.MARZUKI	1:24.455	1:24.455	(2)	
3	38 L.RIOS	29.328	41 A.MARZUKI	27.352	24 L.MARTINEZ	28.010	3	22 O.KOZLOWSKI	1:24.465	1:24.465	(3)	
4	21 L.SHANXU	29.345	24 L.MARTINEZ	27.413	11 J.PLAISTED	28.024	4	21 L.SHANXU	1:24.966	1:24.966	(4)	
5	22 O.KOZLOWSKI	29.358	38 L.RIOS	27.414	21 L.SHANXU	28.041	5	27 F.LORENZ	1:25.006	1:25.006	(5)	
6	35 H.CHISHIKI	29.496	11 J.PLAISTED	27.514	17 L.SCOTT	28.084	6	38 L.RIOS	1:25.125	1:25.125	(6)	
7	27 F.LORENZ	29.542	21 L.SHANXU	27.580	22 O.KOZLOWSKI	28.256	7	11 J.PLAISTED	1:25.140	1:25.140	(7)	
8	11 J.PLAISTED	29.602	27 F.LORENZ	27.629	38 L.RIOS	28.383	8	24 L.MARTINEZ	1:25.164	1:25.164	(8)	
9	24 L.MARTINEZ	29.741	35 H.CHISHIKI	27.827	31 A.FLYYN	28.667	9	17 L.SCOTT	1:25.841	1:25.841	(9)	
10	17 L.SCOTT	29.919	17 L.SCOTT	27.838	41 A.MARZUKI	28.690	10	35 H.CHISHIKI	1:26.789	1:26.789	(10)	
11	31 A.FLYYN	30.943	31 A.FLYYN	29.042	35 H.CHISHIKI	29.466	11	31 A.FLYYN	1:28.652	1:28.652	(11)	
12	13 T.TREVORROW	31.678	13 T.TREVORROW	29.116	15 D.RAZMISLAVICIUS	30.246	12	13 T.TREVORROW	1:31.224	1:31.225	(12)	
13	15 D.RAZMISLAVICIUS	32.062	15 D.RAZMISLAVICIUS	30.533	13 T.TREVORROW	30.430	13	15 D.RAZMISLAVICIUS	1:32.841	1:32.841	(13)	





MOTORLAND ARAGON, SPAIN • 12-14 November 2024



## 160cc MiniGP Final Free Practice 1 - Group B

### Fastest Lap Sequence

Elapsed	No Rider	Team	Bike	Class	Time	Kph	Lap
3:22.755	31 Alfie FLYYN	MiniGP Ireland	OHVALE		1:32.940	64.7	2
3:23.193	24 Leandre MARTINEZ	MiniGP France	OHVALE		1:28.863	67.7	2
3:23.662	22 Olaf KOZLOWSKI	MiniGP Czech Republic	OHVALE		1:28.622	67.9	2
3:25.607	33 Maicol COLAZZO	MiniGP Italy	OHVALE		1:27.071	69.1	2
4:46.561	33 Maicol COLAZZO	MiniGP Italy	OHVALE		1:20.954	74.3	3



MOTORLAND ARAGON, SPAIN • 12-14 November 2024



# 160cc MiniGP Final Free Practice 1 - Group B

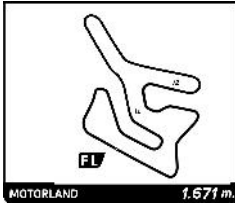
## Sector Analysis

— Invalidated Lap    ■ Personal Best    ■ Session Best    B Crossing the pit lane

Lap	Time	Sector 1	Sector 2	Sector 3	Kph	Elapsed	Lap	Time	Sector 1	Sector 2	Sector 3	Kph	Elapsed		
<b>11</b>	<b>Judd PLAISTED</b> MiniGP Australia						AUS OHVALE	<b>33</b>	<b>Maicol COLAZZO</b> MiniGP Italy						ITA OHVALE
1	1:55.435	52.959	31.601	30.875	52.1	1:55.435	1	1:58.536	54.167	31.933	32.436	50.7	1:58.536		
2	1:28.932	30.485	28.916	29.531	67.6	3:24.367	2	1:27.071	31.133	27.467	28.471	69.1	3:25.607		
3	<b>1:25.140</b>	<b>29.602</b>	<b>27.514</b>	<b>28.024</b>	70.7	4:49.507	3	<b>1:20.954</b>	<b>28.232</b>	<b>26.155</b>	<b>26.567</b>	74.3	4:46.561		
<b>13</b>	<b>Thorley TREVORROW</b> MiniGP Austria						GBR OHVALE	<b>35</b>	<b>Hayato CHISHIKI</b> MiniGP Japan						JPN OHVALE
1	1:56.679	51.870	33.321	31.488	51.6	1:56.679	1	1:58.677	55.086	31.616	31.975	50.7	1:58.677		
2	1:33.371	32.859	30.082	<b>30.430</b>	64.4	3:30.050	2	1:30.024	31.291	28.771	29.962	66.8	3:28.701		
3	<b>1:31.225</b>	<b>31.678</b>	<b>29.116</b>	30.431	65.9	5:01.275	3	<b>1:26.789</b>	<b>29.496</b>	<b>27.827</b>	<b>29.466</b>	69.3	4:55.490		
<b>15</b>	<b>Dominykas RAZMISLAVICIUS</b> MiniGP Baltic						LTU OHVALE	<b>38</b>	<b>Lyam RIOS</b> MiniGP Latin America						COL OHVALE
1	2:08.123	54.332	38.367	35.424	47.0	2:08.123	1	1:54.094	51.482	31.430	31.182	52.7	1:54.094		
2	1:40.897	34.508	33.415	32.974	59.6	3:49.020	2	1:30.163	31.509	28.651	30.003	66.7	3:24.257		
3	<b>1:32.841</b>	<b>32.062</b>	<b>30.533</b>	<b>30.246</b>	64.8	5:21.861	3	<b>1:25.125</b>	<b>29.328</b>	<b>27.414</b>	<b>28.383</b>	70.7	4:49.382		
<b>17</b>	<b>Lincoln SCOTT</b> MiniGP Canada						CAN OHVALE	<b>41</b>	<b>Airel MARZUKI</b> MiniGP Malaysia						MYS OHVALE
1	1:53.110	49.312	32.308	31.490	53.2	1:53.110	1	1:58.065	53.121	32.241	32.703	51.0	1:58.065		
2	1:31.623	31.679	29.880	30.064	65.7	3:24.733	2	1:30.608	31.693	29.301	29.614	66.4	3:28.673		
3	<b>1:25.841</b>	<b>29.919</b>	<b>27.838</b>	<b>28.084</b>	70.1	4:50.574	3	<b>1:24.455</b>	<b>28.413</b>	<b>27.352</b>	<b>28.690</b>	71.2	4:53.128		
<b>21</b>	<b>Liu SHANXU</b> MiniGP China						CHN OHVALE								
1	1:53.896	51.132	31.495	31.269	52.8	1:53.896									
2	1:30.041	31.083	29.152	29.806	66.8	3:23.937									
3	<b>1:24.966</b>	<b>29.345</b>	<b>27.580</b>	<b>28.041</b>	70.8	4:48.903									
<b>22</b>	<b>Olaf KOZLOWSKI</b> MiniGP Czech Republic						POL OHVALE								
1	1:55.040	52.958	31.415	30.667	52.3	1:55.040									
2	1:28.622	30.197	28.673	29.752	67.9	3:23.662									
3	<b>1:24.465</b>	<b>29.358</b>	<b>26.851</b>	<b>28.256</b>	71.2	4:48.127									
<b>24</b>	<b>Leandre MARTINEZ</b> MiniGP France						FRA OHVALE								
1	1:54.330	52.666	31.304	30.360	52.6	1:54.330									
2	1:28.863	30.931	28.085	29.847	67.7	3:23.193									
3	<b>1:25.164</b>	<b>29.741</b>	<b>27.413</b>	<b>28.010</b>	70.6	4:48.357									
<b>27</b>	<b>Fillin LORENZ</b> MiniGP Germany						DEU OHVALE								
1	1:53.735	50.120	32.055	31.560	52.9	1:53.735									
2	1:29.497	30.721	28.810	29.966	67.2	3:23.232									
3	<b>1:25.006</b>	<b>29.542</b>	<b>27.629</b>	<b>27.835</b>	70.8	4:48.238									
<b>31</b>	<b>Alfie FLYYN</b> MiniGP Ireland						IRL OHVALE								
1	1:49.815	44.384	33.127	32.304	54.8	1:49.815									
2	1:32.940	32.273	30.465	30.202	64.7	3:22.755									
3	<b>1:28.652</b>	<b>30.943</b>	<b>29.042</b>	<b>28.667</b>	67.9	4:51.407									



MOTORLAND ARAGON, SPAIN • 12-14 November 2024

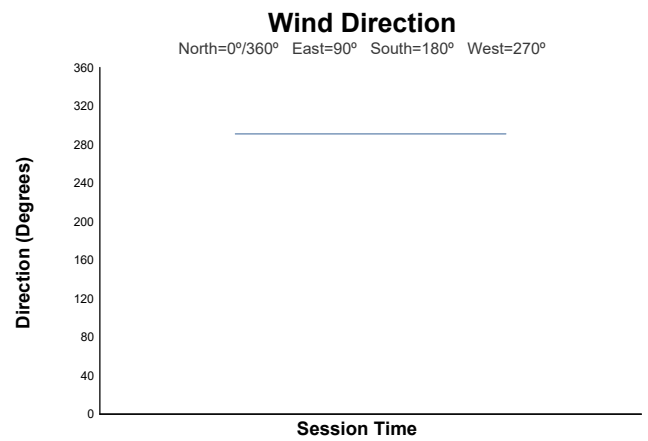
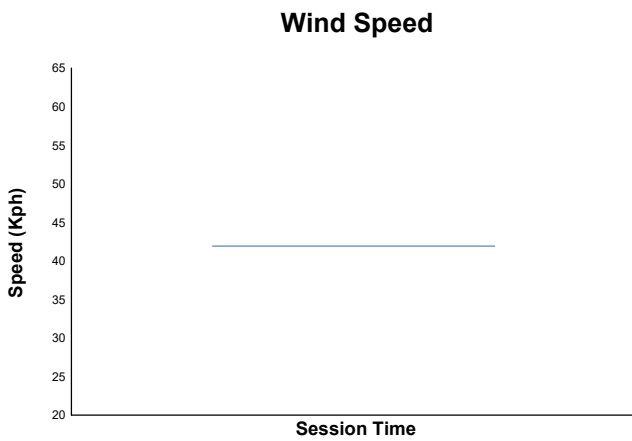
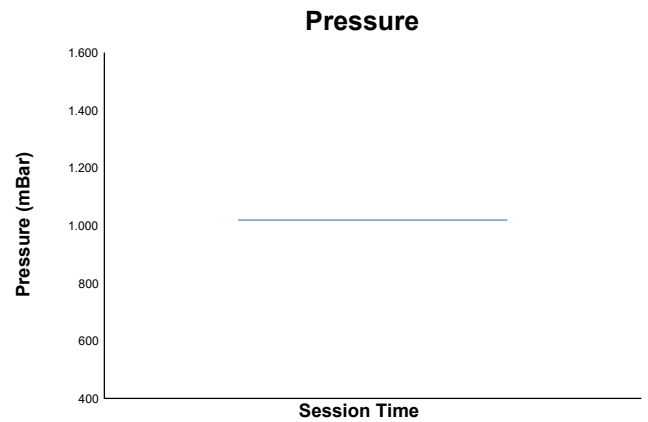
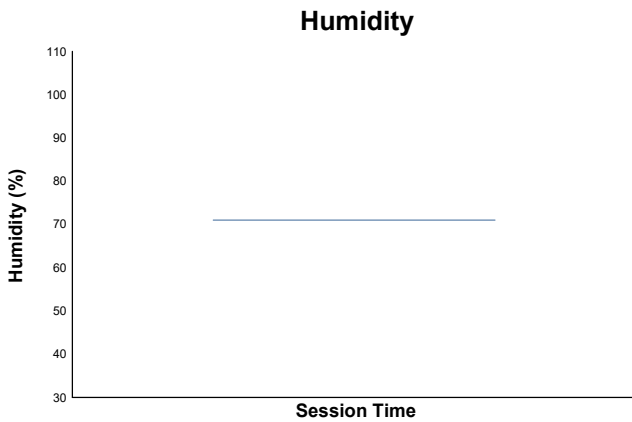
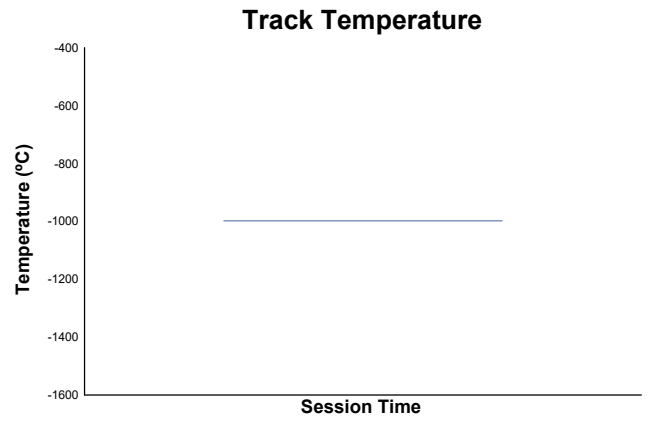
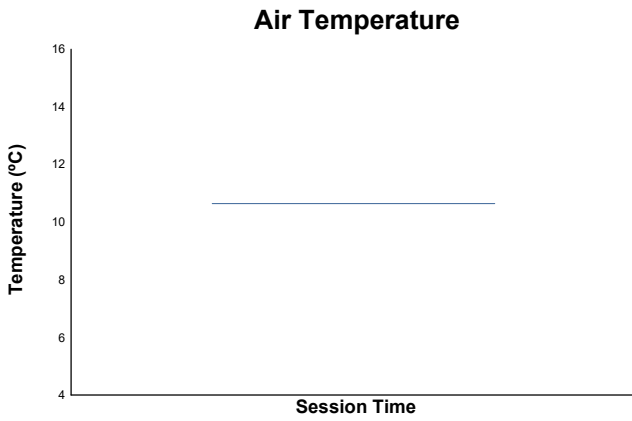


# MiniGP Final

## 160cc

### Free Practice 1 - Group B

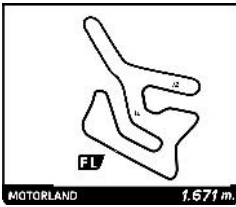
#### Weather Report



Track Status: **DRY**



MOTORLAND ARAGON, SPAIN • 12-14 November 2024



# 160cc MiniGP Final Free Practice 1 - Group C

## Classification

No	Rider	Nat	Team	Bike	Tires	Cl.	Time	Lap Total	Gap	Kph
1	52 Jose Luis CAGIGAS	ESP	MiniGP Spain	OHVALE	P		1:18.869	3 3	- -	76.3
2	28 Kenzie AKBAR	IDN	MiniGP Indonesia	OHVALE	P		1:19.070	3 3	+0.201 +0.201	76.1
3	54 Wilson DILKS	GBR	MiniGP UK	OHVALE	P		1:19.298	3 3	+0.429 +0.228	75.9
4	37 Diego GONZÁLEZ	VEN	MiniGP Latin America	OHVALE	P		1:20.005	3 3	+1.136 +0.707	75.2
5	39 Nguyen VIET TUAN	VNM	MiniGP Malaysia	OHVALE	P		1:23.719	3 3	+4.850 +3.714	71.9
6	36 Waku KUNITATE	JPN	MiniGP Japan	OHVALE	P		1:24.097	3 3	+5.228 +0.378	71.5
7	43 Douwe DOUMA	NLD	MiniGP Netherlands	OHVALE	P		1:24.395	3 3	+5.526 +0.298	71.3
8	34 Daniel PUTORTÍ	ITA	MiniGP Italy	OHVALE	P		1:24.447	3 3	+5.578 +0.052	71.2
9	26 Ole SÄUBERLICH	DEU	MiniGP Germany	OHVALE	P		1:24.511	3 3	+5.642 +0.064	71.2
10	32 Jack HAMILTON	IRL	MiniGP Ireland	OHVALE	P		1:27.134	3 3	+8.265 +2.623	69.0
11	55 Jase DILL	USA	MiniCUP USA	OHVALE	P		1:27.617	3 3	+8.748 +0.483	68.7
12	29 Arkana ARDIN	IDN	MiniGP Indonesia	OHVALE	P		1:28.481	3 3	+9.612 +0.864	68.0
13	46 Tomás SANTOS	PRT	MiniGP Portugal	OHVALE	P		1:31.113	3 3	+12.244 +2.632	66.0
14	49 Riley ROBINSON	GBR	MiniGP Qatar	OHVALE	P		1:41.630	3 3	+22.761 +10.517	59.2

<b>Fastest Lap:</b>	Lap 3	Jose Luis CAGIGAS	1:18.869	76.3 Kph
---------------------	-------	-------------------	----------	----------

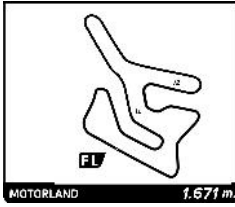
Published at: .....

Track Status: **DRY**

<b>Race Director:</b>	<b>Timekeeper:</b> Alberto Estébanez	
-----------------------	---	--



MOTORLAND ARAGON, SPAIN • 12-14 November 2024



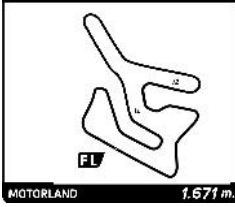
# 160cc MiniGP Final Free Practice 1 - Group C

## Best Sector Times

Pos	Sector 1			Sector 2			Sector 3			Ideal Lap	Best Lap	
	No Rider	Time	No Rider	Time	No Rider	Time	Pos	No Rider	Time			
1	28 K.AKBAR	26.984	52 J.CAGIGAS	25.345	28 K.AKBAR	26.066	1	52 J.CAGIGAS	1:18.869	1:18.869	(1)	
2	52 J.CAGIGAS	27.379	54 W.DILKS	25.607	52 J.CAGIGAS	26.145	2	28 K.AKBAR	1:19.070	1:19.070	(2)	
3	54 W.DILKS	27.440	37 D.GONZÁLEZ	25.623	54 W.DILKS	26.251	3	54 W.DILKS	1:19.298	1:19.298	(3)	
4	37 D.GONZÁLEZ	27.666	28 K.AKBAR	26.020	37 D.GONZÁLEZ	26.716	4	37 D.GONZÁLEZ	1:20.005	1:20.005	(4)	
5	36 W.KUNITATE	27.827	36 W.KUNITATE	26.912	26 O.SÄUBERLICH	27.071	5	36 W.KUNITATE	1:23.504	1:24.097	(6)	
6	34 D.PUTORTÍ	28.711	34 D.PUTORTÍ	27.296	39 N.VIET TUAN	27.562	6	39 N.VIET TUAN	1:23.719	1:23.719	(5)	
7	39 N.VIET TUAN	28.736	39 N.VIET TUAN	27.421	43 D.DOUMA	27.900	7	43 D.DOUMA	1:24.395	1:24.395	(7)	
8	43 D.DOUMA	29.033	43 D.DOUMA	27.462	34 D.PUTORTÍ	28.440	8	34 D.PUTORTÍ	1:24.447	1:24.447	(8)	
9	26 O.SÄUBERLICH	29.859	26 O.SÄUBERLICH	27.581	32 J.HAMILTON	28.662	9	26 O.SÄUBERLICH	1:24.511	1:24.511	(9)	
10	29 A.ARDIN	30.120	32 J.HAMILTON	27.775	36 W.KUNITATE	28.765	10	32 J.HAMILTON	1:27.134	1:27.134	(10)	
11	55 J.DILL	30.234	55 J.DILL	28.324	29 A.ARDIN	28.965	11	55 J.DILL	1:27.617	1:27.617	(11)	
12	32 J.HAMILTON	30.697	46 T.SANTOS	29.392	55 J.DILL	29.059	12	29 A.ARDIN	1:28.481	1:28.481	(12)	
13	46 T.SANTOS	31.072	29 A.ARDIN	29.396	46 T.SANTOS	30.649	13	46 T.SANTOS	1:31.113	1:31.113	(13)	
14	49 R.ROBINSON	34.404	49 R.ROBINSON	33.046	49 R.ROBINSON	34.180	14	49 R.ROBINSON	1:41.630	1:41.630	(14)	



MOTORLAND ARAGON, SPAIN • 12-14 November 2024



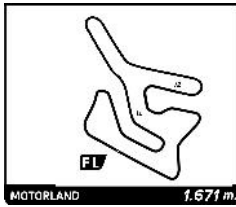
## 160cc MiniGP Final Free Practice 1 - Group C

### Fastest Lap Sequence

Elapsed	No Rider	Team	Bike	Class	Time	Kph	Lap
3:13.740	52 Jose Luis CAGIGAS	MiniGP Spain	OHVALE		1:22.869	72.6	2
3:14.524	37 Diego GONZÁLEZ	MiniGP Latin America	OHVALE		1:22.579	72.8	2
3:16.427	28 Kenzie AKBAR	MiniGP Indonesia	OHVALE		1:22.405	73.0	2
4:32.609	52 Jose Luis CAGIGAS	MiniGP Spain	OHVALE		1:18.869	76.3	3



MOTORLAND ARAGON, SPAIN • 12-14 November 2024



# 160cc MiniGP Final Free Practice 1 - Group C

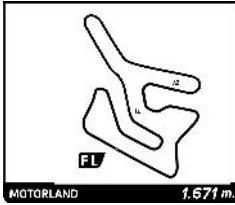
## Sector Analysis

— Invalidated Lap    ■ Personal Best    ■ Session Best    B Crossing the pit lane

Lap	Time	Sector 1	Sector 2	Sector 3	Kph	Elapsed	Lap	Time	Sector 1	Sector 2	Sector 3	Kph	Elapsed	
<b>26</b>	<b>Ole SÄUBERLICH</b> DEU MiniGP Germany OHVALE							<b>46</b>	<b>Tomás SANTOS</b> PRT MiniGP Portugal OHVALE					
1	1:59.425	56.526	31.878	31.021	50.4	1:59.425	1	2:10.872	59.506	35.573	35.793	46.0	2:10.872	
2	1:27.736	31.585	27.734	28.417	68.6	3:27.161	2	1:37.956	34.936	31.141	31.879	61.4	3:48.828	
3	<b>1:24.511</b>	<b>29.859</b>	<b>27.581</b>	<b>27.071</b>	71.2	4:51.672	3	<b>1:31.113</b>	<b>31.072</b>	<b>29.392</b>	<b>30.649</b>	66.0	5:19.941	
<b>28</b>	<b>Kenzie AKBAR</b> IDN MiniGP Indonesia OHVALE							<b>49</b>	<b>Riley ROBINSON</b> GBR MiniGP Qatar OHVALE					
1	1:54.022	49.037	32.547	32.438	52.8	1:54.022	1	2:10.209	57.153	37.120	35.936	46.2	2:10.209	
2	1:22.405	28.680	26.948	26.777	73.0	3:16.427	2	1:44.344	35.240	34.235	34.869	57.7	3:54.553	
3	<b>1:19.070</b>	<b>26.984</b>	<b>26.020</b>	<b>26.066</b>	76.1	4:35.497	3	<b>1:41.630</b>	<b>34.404</b>	<b>33.046</b>	<b>34.180</b>	59.2	5:36.183	
<b>29</b>	<b>Arkana ARDIN</b> IDN MiniGP Indonesia OHVALE							<b>52</b>	<b>Jose Luis CAGIGAS</b> ESP MiniGP Spain OHVALE					
1	2:23.795	1:12.348	35.949	35.498	41.8	2:23.795	1	1:50.871	49.667	31.067	30.137	54.3	1:50.871	
2	1:35.387	33.378	31.202	30.807	63.1	3:59.182	2	1:22.869	29.088	26.357	27.424	72.6	3:13.740	
3	<b>1:28.481</b>	<b>30.120</b>	<b>29.396</b>	<b>28.965</b>	68.0	5:27.663	3	<b>1:18.869</b>	<b>27.379</b>	<b>25.345</b>	<b>26.145</b>	76.3	4:32.609	
<b>32</b>	<b>Jack HAMILTON</b> IRL MiniGP Ireland OHVALE							<b>54</b>	<b>Wilson DILKS</b> GBR MiniGP UK OHVALE					
1	1:54.018	48.760	32.637	32.621	52.8	1:54.018	1	1:50.591	49.375	29.885	31.331	54.4	1:50.591	
2	1:32.051	32.381	29.367	30.303	65.4	3:26.069	2	1:24.339	30.318	26.757	27.264	71.3	3:14.930	
3	<b>1:27.134</b>	<b>30.697</b>	<b>27.775</b>	<b>28.662</b>	69.0	4:53.203	3	<b>1:19.298</b>	<b>27.440</b>	<b>25.607</b>	<b>26.251</b>	75.9	4:34.228	
<b>34</b>	<b>Daniel PUTORTÍ</b> ITA MiniGP Italy OHVALE							<b>55</b>	<b>Jase DILL</b> USA MiniCUP USA OHVALE					
1	2:02.162	57.854	31.982	32.326	49.2	2:02.162	1	1:58.841	55.172	31.878	31.791	50.6	1:58.841	
2	1:28.422	30.726	28.299	29.397	68.0	3:30.584	2	1:33.674	33.061	29.950	30.663	64.2	3:32.515	
3	<b>1:24.447</b>	<b>28.711</b>	<b>27.296</b>	<b>28.440</b>	71.2	4:55.031	3	<b>1:27.617</b>	<b>30.234</b>	<b>28.324</b>	<b>29.059</b>	68.7	5:00.132	
<b>36</b>	<b>Waku KUNITATE</b> JPN MiniGP Japan OHVALE													
1	2:10.465	1:08.228	30.237	32.000	46.1	2:10.465								
2	1:26.052	29.915	27.372	<b>28.765</b>	69.9	3:36.517								
3	<b>1:24.097</b>	<b>27.827</b>	<b>26.912</b>	29.358	71.5	5:00.614								
<b>37</b>	<b>Diego GONZÁLEZ</b> VEN MiniGP Latin America OHVALE													
1	1:51.945	51.865	30.137	29.943	53.7	1:51.945								
2	1:22.579	28.712	26.500	27.367	72.8	3:14.524								
3	<b>1:20.005</b>	<b>27.666</b>	<b>25.623</b>	<b>26.716</b>	75.2	4:34.529								
<b>39</b>	<b>Nguyen VIET TUAN</b> VNM MiniGP Malaysia OHVALE													
1	1:54.740	50.147	32.480	32.113	52.4	1:54.740								
2	1:28.463	31.057	28.439	28.967	68.0	3:23.203								
3	<b>1:23.719</b>	<b>28.736</b>	<b>27.421</b>	<b>27.562</b>	71.9	4:46.922								
<b>43</b>	<b>Douwe DOUMA</b> NLD MiniGP Netherlands OHVALE													
1	1:59.305	57.287	31.038	30.980	50.4	1:59.305								
2	1:27.773	30.683	28.207	28.883	68.5	3:27.078								
3	<b>1:24.395</b>	<b>29.033</b>	<b>27.462</b>	<b>27.900</b>	71.3	4:51.473								



MOTORLAND ARAGON, SPAIN • 12-14 November 2024


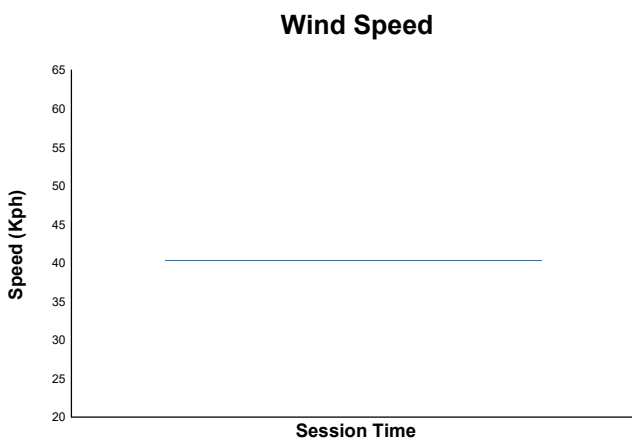
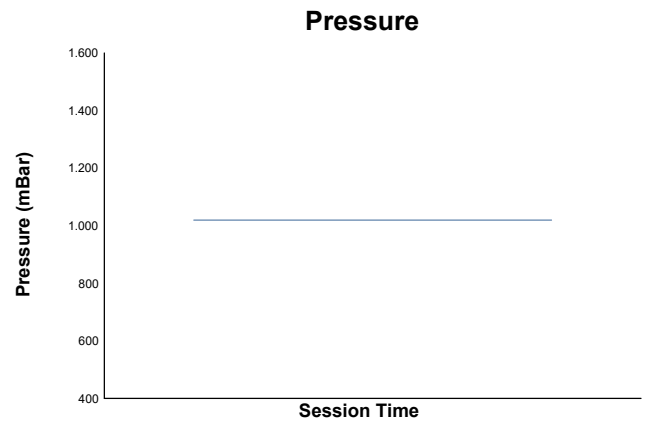
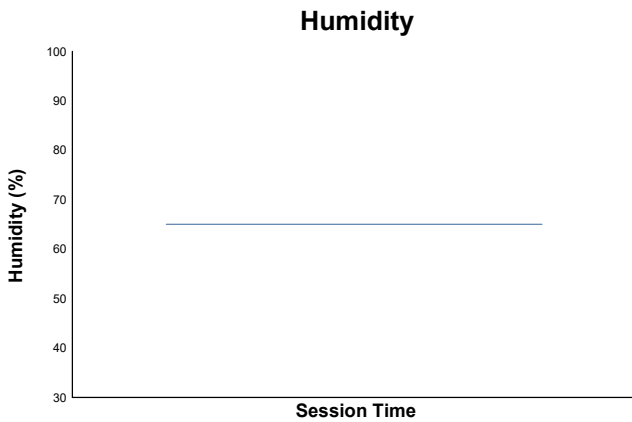
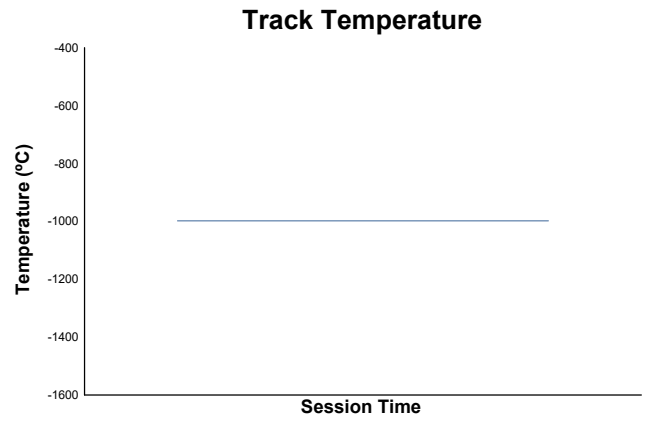
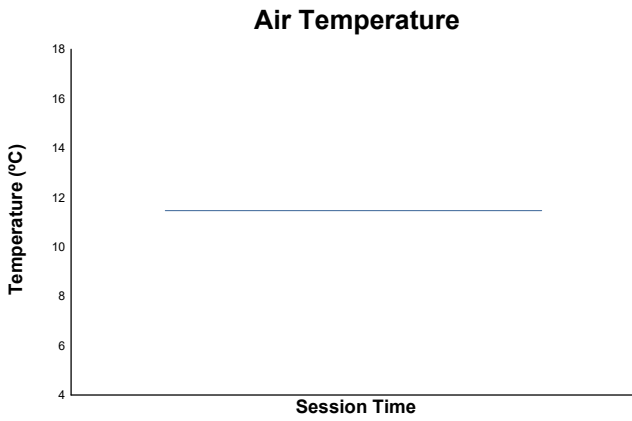


# MiniGP Final

## 160cc

### Free Practice 1 - Group C

### Weather Report

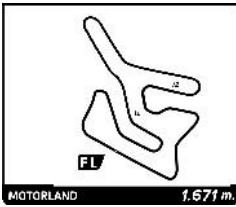


Track Status: **DRY**





MOTORLAND ARAGON, SPAIN • 12-14 November 2024



# 160cc MiniGP Final Free Practice 2 - Group A

## Classification

No	Rider	Nat	Team	Bike	Tires	Cl.	Time	Lap Total	Gap	Kph
1	51 Shengbo SUN	CHN	MiniGP Spain	OHVALE	P		1:11.397	9 15	- -	84.3
2	42 Casper PENNINGS	NLD	MiniGP Netherlands	OHVALE	P		1:11.928	12 16	+0.531 +0.531	83.6
3	12 Chaz WILLIAMS	AUS	MiniGP Australia	OHVALE	P		1:12.051	12 16	+0.654 +0.123	83.5
4	53 Tyler HUMPHRIES	GBR	MiniGP UK	OHVALE	P		1:12.677	14 15	+1.280 +0.626	82.8
5	19 Huang TINGNUO	CHN	MiniGP China	OHVALE	P		1:12.724	16 16	+1.327 +0.047	82.7
6	23 Simon KUCERIK	CZE	MiniGP Czech Republic	OHVALE	P		1:12.802	10 16	+1.405 +0.078	82.6
7	25 Miro MASSON	BEL	MiniGP France	OHVALE	P		1:13.185	16 16	+1.788 +0.383	82.2
8	14 Márk MOHAI	HUN	MiniGP Austria	OHVALE	P		1:13.586	15 15	+2.189 +0.401	81.7
9	47 Alexandre CABÁ	PRT	MiniGP Portugal	OHVALE	P		1:14.570	12 16	+3.173 +0.984	80.7
10	44 Kenzo ABADILLA	PHL	MiniGP Philippines	OHVALE	P		1:14.695	15 15	+3.298 +0.125	80.5
11	16 Timurs SCICKO	LVA	MiniGP Baltic	OHVALE	P		1:14.896	13 15	+3.499 +0.201	80.3
12	48 Jake FRANKLIN	GBR	MiniGP Qatar	OHVALE	P		1:15.762	16 16	+4.365 +0.866	79.4
13	56 Connor RAYMOND	USA	MiniCUP USA	OHVALE	P		1:16.071	15 16	+4.674 +0.309	79.1
14	18 Jäger STOCKILL	CAN	MiniGP Canada	OHVALE	P		1:16.359	15 16	+4.962 +0.288	78.8

<b>Fastest Lap:</b>	Lap 9	Shengbo SUN	1:11.397	84.3 Kph
---------------------	-------	-------------	----------	----------

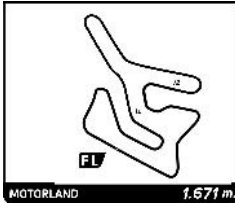
Published at: .....

Track Status: **DRY**

<b>Race Director:</b>	<b>Timekeeper:</b> Alberto Estébanez	
-----------------------	---	--



MOTORLAND ARAGON, SPAIN • 12-14 November 2024



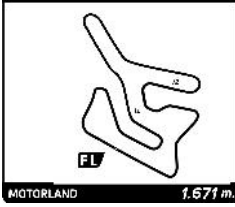
# 160cc MiniGP Final Free Practice 2 - Group A

## Best Sector Times

Pos	Sector 1		Sector 2		Sector 3		Pos	No Rider	Ideal Lap	Best Lap
	No Rider	Time	No Rider	Time	No Rider	Time				
1	51 S.SUN	24.154	12 C.WILLIAMS	23.461	51 S.SUN	23.570	1	51 S.SUN	1:11.195	1:11.397 (1)
2	12 C.WILLIAMS	24.403	42 C.PENNINGS	23.463	42 C.PENNINGS	23.865	2	42 C.PENNINGS	1:11.778	1:11.928 (2)
3	42 C.PENNINGS	24.450	51 S.SUN	23.471	12 C.WILLIAMS	24.022	3	12 C.WILLIAMS	1:11.886	1:12.051 (3)
4	19 H.TINGNUO	24.540	19 H.TINGNUO	23.593	53 T.HUMPHRIES	24.176	4	19 H.TINGNUO	1:12.400	1:12.724 (5)
5	23 S.KUCERIK	24.565	23 S.KUCERIK	23.657	14 M.MOHAI	24.178	5	23 S.KUCERIK	1:12.405	1:12.802 (6)
6	53 T.HUMPHRIES	24.669	53 T.HUMPHRIES	23.700	23 S.KUCERIK	24.183	6	53 T.HUMPHRIES	1:12.545	1:12.677 (4)
7	25 M.MASSON	24.856	25 M.MASSON	23.848	19 H.TINGNUO	24.267	7	25 M.MASSON	1:13.185	1:13.185 (7)
8	14 M.MOHAI	24.919	16 T.SCICKO	24.312	25 M.MASSON	24.481	8	14 M.MOHAI	1:13.417	1:13.586 (8)
9	44 K.ABADILLA	25.281	14 M.MOHAI	24.320	47 A.CABÁ	24.558	9	47 A.CABÁ	1:14.410	1:14.570 (9)
10	47 A.CABÁ	25.334	44 K.ABADILLA	24.491	44 K.ABADILLA	24.829	10	44 K.ABADILLA	1:14.601	1:14.695 (10)
11	16 T.SCICKO	25.482	47 A.CABÁ	24.518	16 T.SCICKO	24.868	11	16 T.SCICKO	1:14.662	1:14.896 (11)
12	56 C.RAYMOND	25.734	48 J.FRANKLIN	24.549	48 J.FRANKLIN	25.192	12	48 J.FRANKLIN	1:15.759	1:15.762 (12)
13	18 J.STOCKILL	25.886	56 C.RAYMOND	24.626	56 C.RAYMOND	25.470	13	56 C.RAYMOND	1:15.830	1:16.071 (13)
14	48 J.FRANKLIN	26.018	18 J.STOCKILL	24.713	18 J.STOCKILL	25.553	14	18 J.STOCKILL	1:16.152	1:16.359 (14)



MOTORLAND ARAGON, SPAIN • 12-14 November 2024



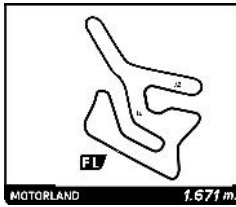
# 160cc MiniGP Final Free Practice 2 - Group A

## Fastest Lap Sequence

Elapsed	No	Rider	Team	Bike	Class	Time	Kph	Lap
2:47.420	53	Tyler HUMPHRIES	MiniGP UK	OHVALE		1:17.365	77.8	2
2:53.468	42	Casper PENNING	MiniGP Netherlands	OHVALE		1:16.902	78.2	2
2:54.024	12	Chaz WILLIAMS	MiniGP Australia	OHVALE		1:15.937	79.2	2
4:02.813	53	Tyler HUMPHRIES	MiniGP UK	OHVALE		1:15.393	79.8	3
4:04.437	51	Shengbo SUN	MiniGP Spain	OHVALE		1:14.891	80.3	3
5:17.454	53	Tyler HUMPHRIES	MiniGP UK	OHVALE		1:14.641	80.6	4
5:17.531	51	Shengbo SUN	MiniGP Spain	OHVALE		1:13.094	82.3	4
6:29.951	51	Shengbo SUN	MiniGP Spain	OHVALE		1:12.420	83.1	5
8:54.909	51	Shengbo SUN	MiniGP Spain	OHVALE		1:12.186	83.3	7
10:06.432	51	Shengbo SUN	MiniGP Spain	OHVALE		1:11.523	84.1	8
11:17.829	51	Shengbo SUN	MiniGP Spain	OHVALE		1:11.397	84.3	9



MOTORLAND ARAGON, SPAIN • 12-14 November 2024



# 160cc MiniGP Final Free Practice 2 - Group A

## Sector Analysis

— Invalidated Lap    ■ Personal Best    ■ Session Best    B Crossing the pit lane

Lap	Time	Sector 1	Sector 2	Sector 3	Kph	Elapsed	Lap	Time	Sector 1	Sector 2	Sector 3	Kph	Elapsed		
<b>12</b>	<b>Chaz WILLIAMS</b>	AUS						<b>18</b>	<b>Jäger STOCKILL</b>	CAN					
	MiniGP Australia	OHVALE							MiniGP Canada	OHVALE					
1	1:38.087	43.425	27.579	27.083	61.3	1:38.087	1	1:38.422	43.105	27.616	27.701	61.1	1:38.422		
2	1:15.937	26.222	24.638	25.077	79.2	2:54.024	2	1:20.368	27.525	25.966	26.877	74.9	2:58.790		
3	1:16.794	25.880	25.006	25.908	78.3	4:10.818	3	1:19.585	27.032	26.239	26.314	75.6	4:18.375		
4	1:16.596	25.661	25.085	25.850	78.5	5:27.414	4	1:18.668	26.686	25.781	26.201	76.5	5:37.043		
5	1:14.247	25.383	23.960	24.904	81.0	6:41.661	5	1:18.294	26.445	25.650	26.199	76.8	6:55.337		
6	1:13.327	24.967	23.930	24.430	82.0	7:54.988	6	1:18.204	26.419	25.653	26.132	76.9	8:13.541		
7	1:13.006	24.736	23.735	24.535	82.4	9:07.994	7	1:17.564	26.435	25.249	25.880	77.6	9:31.105		
8	1:12.332	<b>24.403</b>	23.707	24.222	83.2	10:20.326	8	1:17.719	26.530	25.421	25.768	77.4	10:48.824		
9	1:12.487	24.442	23.751	24.294	83.0	11:32.813	9	1:17.045	26.134	25.133	25.778	78.1	12:05.869		
10	1:12.108	24.433	23.583	24.092	83.4	12:44.921	10	1:16.771	26.190	24.991	25.590	78.4	13:22.640		
11	1:12.925	25.190	23.713	<b>24.022</b>	82.5	13:57.846	11	1:16.624	26.043	25.008	25.573	78.5	14:39.264		
12	<b>1:12.051</b>	24.459	23.485	24.107	83.5	15:09.897	12	1:16.450	26.067	<b>24.713</b>	25.670	78.7	15:55.714		
13	1:12.969	24.495	23.537	24.937	82.4	16:22.866	13	1:16.431	<b>25.886</b>	24.829	25.716	78.7	17:12.145		
14	1:12.711	24.685	23.617	24.409	82.7	17:35.577	14	1:19.155	27.845	25.224	26.086	76.0	18:31.300		
15	1:12.231	24.520	<b>23.461</b>	24.250	83.3	18:47.808	15	<b>1:16.359</b>	25.931	24.875	<b>25.553</b>	78.8	19:47.659		
16	1:12.534	24.760	23.540	24.234	82.9	20:00.342	16	1:16.765	25.998	25.013	25.754	78.4	21:04.424		
<b>14</b>	<b>Márk MOHAI</b>	HUN						<b>19</b>	<b>Huang TINGNUO</b>	CHN					
	MiniGP Austria	OHVALE							MiniGP China	OHVALE					
1	1:36.190	42.397	26.928	26.865	62.5	1:36.190	1	1:34.464	41.661	25.870	26.933	63.7	1:34.464		
2	1:18.902	26.921	26.142	25.839	76.2	2:55.092	2	1:18.204	26.816	24.825	26.563	76.9	2:52.668		
3	1:16.899	26.003	25.477	25.419	78.2	4:11.991	3	1:17.717	26.225	24.902	26.590	77.4	4:10.385		
4	1:16.028	25.759	25.127	25.142	79.1	5:28.019	4	1:16.013	25.787	24.625	25.601	79.1	5:26.398		
5	1:16.470	26.352	25.042	25.076	78.7	6:44.489	5	1:27.126	25.382	24.071	37.673	69.0	6:53.524		
6	1:16.502	26.420	24.976	25.106	78.6	8:00.991	6	1:14.321	25.587	24.084	24.650	80.9	8:07.845		
7	1:12.146B	25.723	25.083	21.340	83.4	9:13.137	7	1:13.178	25.167	23.744	<b>24.267</b>	82.2	9:21.023		
8	3:03.468	2:13.436	24.980	25.052	32.8	12:16.605	8	1:13.224	25.154	23.733	24.337	82.2	10:34.247		
9	1:14.780	25.433	24.615	24.732	80.4	13:31.385	9	1:13.584	<b>24.540</b>	24.019	25.025	81.8	11:47.831		
10	1:14.481	25.341	24.583	24.557	80.8	14:45.866	10	1:13.063	24.902	23.854	24.307	82.3	13:00.894		
11	1:13.995	25.197	<b>24.320</b>	24.478	81.3	15:59.861	11	1:14.276	25.047	24.317	24.912	81.0	14:15.170		
12	1:13.854	25.121	24.427	24.306	81.5	17:13.715	12	1:14.059	25.867	<b>23.593</b>	24.599	81.2	15:29.229		
13	1:13.930	25.350	24.402	<b>24.178</b>	81.4	18:27.645	13	1:12.811	24.811	23.678	24.322	82.6	16:42.040		
14	1:13.916	25.188	24.397	24.331	81.4	19:41.561	14	1:13.109	24.941	23.654	24.514	82.3	17:55.149		
15	<b>1:13.586</b>	<b>24.919</b>	24.347	24.320	81.7	20:55.147	15	1:16.955	28.279	23.721	24.955	78.2	19:12.104		
<b>16</b>	<b>Timurs SCICKO</b>	LVA						<b>23</b>	<b>Simon KUCERIK</b>	CZE					
	MiniGP Baltic	OHVALE							MiniGP Czech Republic	OHVALE					
1	1:33.509	38.925	26.909	27.675	64.3	1:33.509	1	1:34.141	38.534	27.642	27.965	63.9	1:34.141		
2	1:19.002	26.788	25.427	26.787	76.1	2:52.511	2	1:19.134	27.025	25.536	26.573	76.0	2:53.275		
3	1:14.466B	26.239	26.075	22.152	80.8	4:06.977	3	1:16.950	26.078	25.079	25.793	78.2	4:10.225		
4	2:50.857	2:00.205	25.017	25.635	35.2	6:57.834	4	1:16.768	25.786	25.075	25.907	78.4	5:26.993		
5	1:16.762	26.003	24.871	25.888	78.4	8:14.596	5	1:15.685	26.333	24.518	24.834	79.5	6:42.678		
6	1:16.699	26.222	24.641	25.836	78.4	9:31.295	6	1:13.766	25.121	24.260	24.385	81.5	7:56.444		
7	1:16.450	26.040	24.850	25.560	78.7	10:47.745	7	1:13.197	24.837	24.048	24.312	82.2	9:09.641		
8	1:16.090	25.996	24.825	25.269	79.1	12:03.835	8	1:12.845	24.683	23.826	24.336	82.6	10:22.486		
9	1:15.713	25.912	24.705	25.096	79.5	13:19.548	9	1:12.870	24.756	23.843	24.271	82.6	11:35.356		
10	1:15.104	25.537	24.664	24.903	80.1	14:34.652	10	<b>1:12.802</b>	24.808	23.811	<b>24.183</b>	82.6	12:48.158		
11	1:15.048	25.621	24.444	24.983	80.2	15:49.700	11	1:12.807	24.843	<b>23.657</b>	24.307	82.6	14:00.965		
12	1:15.014	25.494	24.593	24.927	80.2	17:04.714	12	1:12.947	24.756	23.861	24.330	82.5	15:13.912		
13	<b>1:14.896</b>	25.676	<b>24.312</b>	24.908	80.3	18:19.610	13	1:13.087	24.658	23.759	24.670	82.3	16:26.999		
14	1:15.129	<b>25.482</b>	24.779	<b>24.868</b>	80.1	19:34.739	14	1:12.947	<b>24.565</b>	23.763	24.619	82.5	17:39.946		
15	1:12.710B	25.643	25.283	21.784	82.7	20:47.449	15	1:12.967	24.854	23.755	24.358	82.4	18:52.913		
							16	1:13.030	24.658	23.830	24.542	82.4	20:05.943		



MOTORLAND ARAGON, SPAIN • 12-14 November 2024



# 160cc MiniGP Final Free Practice 2 - Group A

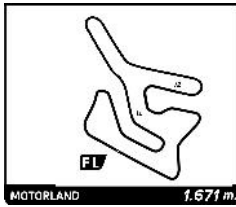
## Sector Analysis

— Invalidated Lap    ■ Personal Best    ■ Session Best    B Crossing the pit lane

Lap	Time	Sector 1	Sector 2	Sector 3	Kph	Elapsed	Lap	Time	Sector 1	Sector 2	Sector 3	Kph	Elapsed		
<b>25</b>	Miro MASSON						BEL	<b>47</b>	Alexandre CABÁ						PRT
	MiniGP France						OHVALE		MiniGP Portugal						OHVALE
1	1:33.130	38.592	26.905	27.633	64.6	1:33.130	1	1:40.618	48.259	26.022	26.337	59.8	1:40.618		
2	1:19.033	26.755	25.623	26.655	76.1	2:52.163	2	1:18.690	26.843	26.216	25.631	76.4	2:59.308		
3	1:17.614	26.177	25.184	26.253	77.5	4:09.777	3	1:16.773	26.228	25.104	25.441	78.4	4:16.081		
4	1:17.357	25.861	24.905	26.591	77.8	5:27.134	4	1:16.214	25.818	25.141	25.255	78.9	5:32.295		
5	1:17.200	26.555	24.679	25.966	77.9	6:44.334	5	1:16.009	25.799	24.906	25.304	79.1	6:48.304		
6	1:16.321	25.842	24.722	25.757	78.8	8:00.655	6	1:15.791	25.724	25.173	24.894	79.4	8:04.095		
7	1:15.815	25.407	24.500	25.908	79.3	9:16.470	7	1:16.211	25.766	25.228	25.217	78.9	9:20.306		
8	1:15.110	25.500	24.249	25.361	80.1	10:31.580	8	1:15.636	25.807	25.087	24.742	79.5	10:35.942		
9	1:14.607	25.103	24.284	25.220	80.6	11:46.187	9	1:15.589	25.621	24.976	24.992	79.6	11:51.531		
10	1:14.345	25.028	24.227	25.090	80.9	13:00.532	10	1:15.266	25.545	24.767	24.954	79.9	13:06.797		
11	1:14.464	25.035	24.284	25.145	80.8	14:14.996	11	1:14.791	25.462	24.771	24.558	80.4	14:21.588		
12	1:15.789	26.239	24.355	25.195	79.4	15:30.785	12	1:14.570	25.397	24.614	24.559	80.7	15:36.158		
13	1:13.855	24.978	23.938	24.939	81.5	16:44.640	13	1:14.714	25.334	24.744	24.636	80.5	16:50.872		
14	1:14.150	25.053	24.235	24.862	81.1	17:58.790	14	1:14.651	25.430	24.584	24.637	80.6	18:05.523		
15	1:13.774	25.109	23.928	24.737	81.5	19:12.564	15	1:14.702	25.410	24.690	24.602	80.5	19:20.225		
16	1:13.185	24.856	23.848	24.481	82.2	20:25.749	16	1:14.660	25.367	24.518	24.775	80.6	20:34.885		
<b>42</b>	Casper PENNINGES						NLD	<b>48</b>	Jake FRANKLIN						GBR
	MiniGP Netherlands						OHVALE		MiniGP Qatar						OHVALE
1	1:36.566	44.482	25.952	26.132	62.3	1:36.566	1	1:41.128	45.961	27.139	28.028	59.5	1:41.128		
2	1:16.902	26.902	24.879	25.121	78.2	2:53.468	2	1:19.885	27.598	25.648	26.639	75.3	3:01.013		
3	1:17.217	26.327	24.810	26.080	77.9	4:10.685	3	1:19.418	26.958	25.741	26.719	75.7	4:20.431		
4	1:16.363	25.774	24.906	25.683	78.8	5:27.048	4	1:18.797	26.698	25.758	26.341	76.3	5:39.228		
5	1:13.744	25.261	23.797	24.686	81.6	6:40.792	5	1:18.031	26.552	25.274	26.205	77.1	6:57.259		
6	1:12.764	24.887	23.879	23.998	82.7	7:53.556	6	1:17.915	26.253	25.309	26.353	77.2	8:15.174		
7	1:12.378	24.642	23.675	24.061	83.1	9:05.934	7	1:17.157	26.318	25.158	25.681	78.0	9:32.331		
8	1:12.202	24.647	23.660	23.895	83.3	10:18.136	8	1:17.064	26.176	25.043	25.845	78.1	10:49.395		
9	1:12.232	24.494	23.720	24.018	83.3	11:30.368	9	1:16.903	26.255	24.907	25.741	78.2	12:06.298		
10	1:12.169	24.644	23.463	24.062	83.4	12:42.537	10	1:16.669	26.416	24.818	25.435	78.5	13:22.967		
11	1:12.105	24.450	23.706	23.949	83.4	13:54.642	11	1:16.529	26.018	24.853	25.658	78.6	14:39.496		
12	1:11.928	24.458	23.605	23.865	83.6	15:06.570	12	1:16.330	26.150	24.585	25.595	78.8	15:55.826		
13	1:12.632B	24.748	25.919	21.965	82.8	16:19.202	13	1:16.892	26.228	25.127	25.537	78.2	17:12.718		
14	2:16.309	1:25.196	26.616	24.497	44.1	18:35.511	14	1:16.665	26.221	25.119	25.325	78.5	18:29.383		
15	1:12.388	24.690	23.653	24.045	83.1	19:47.899	15	1:16.182	26.048	24.694	25.440	79.0	19:45.565		
16	1:13.484	25.515	23.490	24.479	81.9	21:01.383	16	1:15.762	26.021	24.549	25.192	79.4	21:01.327		
<b>44</b>	Kenzo ABADILLA						PHL	<b>51</b>	Shengbo SUN						CHN
	MiniGP Philippines						OHVALE		MiniGP Spain						OHVALE
1	1:34.367	39.680	26.626	28.061	63.7	1:34.367	1	1:30.868	35.226	27.209	28.433	66.2	1:30.868		
2	1:18.847	27.159	25.328	26.360	76.3	2:53.214	2	1:18.678	27.746	25.260	25.672	76.5	2:49.546		
3	1:18.434	26.205	26.468	25.761	76.7	4:11.648	3	1:14.891	25.807	24.609	24.475	80.3	4:04.437		
4	1:16.219	25.736	25.208	25.275	78.9	5:27.867	4	1:13.094	25.032	24.001	24.061	82.3	5:17.531		
5	1:16.353	25.732	25.077	25.544	78.8	6:44.220	5	1:12.420	24.710	23.843	23.867	83.1	6:29.951		
6	1:16.481	25.662	25.446	25.373	78.7	8:00.701	6	1:12.772	24.845	23.973	23.954	82.7	7:42.723		
7	1:15.449	25.700	24.607	25.142	79.7	9:16.150	7	1:12.186	24.740	23.650	23.796	83.3	8:54.909		
8	1:15.810	25.979	24.640	25.191	79.4	10:31.960	8	1:11.523	24.410	23.522	23.591	84.1	10:06.432		
9	1:12.100B	25.281	24.900	21.919	83.4	11:44.060	9	1:11.397	24.154	23.554	23.689	84.3	11:17.829		
10	2:34.984	1:44.599	25.131	25.254	38.8	14:19.044	10	1:11.759	24.261	23.752	23.746	83.8	12:29.588		
11	1:15.327	25.675	24.780	24.872	79.9	15:34.371	11	1:11.698	24.545	23.583	23.570	83.9	13:41.286		
12	1:15.426	25.477	24.723	25.226	79.8	16:49.797	12	1:11.622	24.307	23.592	23.723	84.0	14:52.908		
13	1:15.102	25.528	24.738	24.836	80.1	18:04.899	13	1:11.716	24.453	23.471	23.792	83.9	16:04.624		
14	1:15.055	25.340	24.491	25.224	80.1	19:19.954	14	1:18.046	27.419	25.879	24.748	77.1	17:22.670		
15	1:14.695	25.308	24.558	24.829	80.5	20:34.649	15	1:09.546B	24.233	23.566	21.747	86.5	18:32.216		



MOTORLAND ARAGON, SPAIN • 12-14 November 2024



# 160cc MiniGP Final Free Practice 2 - Group A

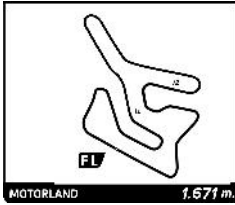
## Sector Analysis

— Invalidated Lap    ■ Personal Best    ■ Session Best    B Crossing the pit lane

Lap	Time	Sector 1	Sector 2	Sector 3	Kph	Elapsed	Lap	Time	Sector 1	Sector 2	Sector 3	Kph	Elapsed	
<b>53</b>	<b>Tyler HUMPHRIES</b>						GBR							
	MiniGP UK						OHVALE							
1	1:30.055	36.801	26.301	26.953	66.8	1:30.055								
2	1:17.365	26.546	25.346	25.473	77.8	2:47.420								
3	1:15.393	25.721	24.558	25.114	79.8	4:02.813								
4	1:14.641	25.378	24.478	24.785	80.6	5:17.454								
5	1:13.664	25.238	23.830	24.596	81.7	6:31.118								
6	1:13.615	24.996	24.221	24.398	81.7	7:44.733								
7	1:13.743	24.960	24.119	24.664	81.6	8:58.476								
8	1:13.461	24.998	23.975	24.488	81.9	10:11.937								
9	1:10.932 <b>B</b>	24.897	24.138	21.897	84.8	11:22.869								
10	2:37.170	1:48.639	24.101	24.430	38.3	14:00.039								
11	1:13.339	24.950	23.899	24.490	82.0	15:13.378								
12	1:13.213	24.895	23.838	24.480	82.2	16:26.591								
13	1:13.229	24.803	23.963	24.463	82.1	17:39.820								
14	<b>1:12.677</b>	24.801	<b>23.700</b>	<b>24.176</b>	82.8	18:52.497								
15	1:13.128	<b>24.669</b>	24.129	24.330	82.3	20:05.625								
<b>56</b>	<b>Connor RAYMOND</b>						USA							
	MiniCUP USA						OHVALE							
1	1:39.776	44.794	27.147	27.835	60.3	1:39.776								
2	1:21.037	27.567	26.318	27.152	74.2	3:00.813								
3	1:19.353	26.792	25.953	26.608	75.8	4:20.166								
4	1:18.705	26.654	25.734	26.317	76.4	5:38.871								
5	1:17.943	26.507	25.422	26.014	77.2	6:56.814								
6	1:17.645	26.309	25.312	26.024	77.5	8:14.459								
7	1:17.114	26.050	25.232	25.832	78.0	9:31.573								
8	1:17.617	26.389	25.240	25.988	77.5	10:49.190								
9	1:16.971	25.887	25.334	25.750	78.2	12:06.161								
10	1:17.063	26.013	25.115	25.935	78.1	13:23.224								
11	1:16.606	25.893	24.998	25.715	78.5	14:39.830								
12	1:16.392	25.955	24.718	25.719	78.7	15:56.222								
13	1:16.273	25.916	24.810	25.547	78.9	17:12.495								
14	1:16.743	26.113	25.160	<b>25.470</b>	78.4	18:29.238								
15	<b>1:16.071</b>	<b>25.734</b>	24.860	25.477	79.1	19:45.309								
16	1:16.735	26.446	<b>24.626</b>	25.663	78.4	21:02.044								



MOTORLAND ARAGON, SPAIN • 12-14 November 2024

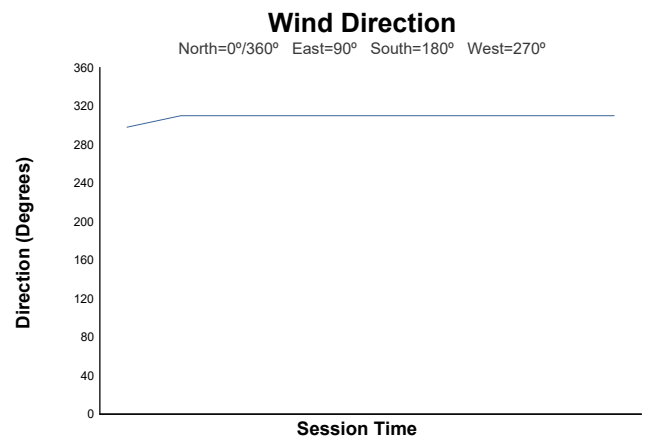
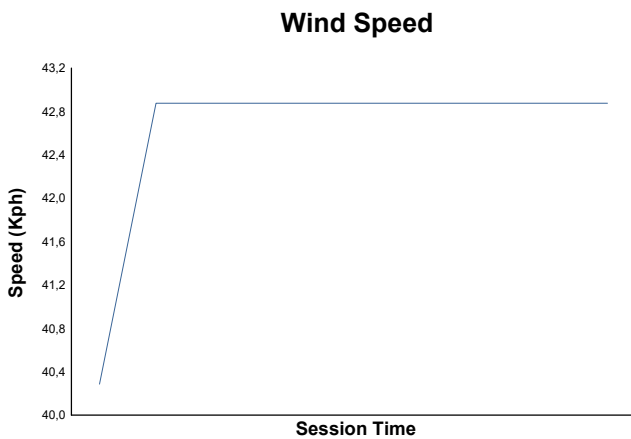
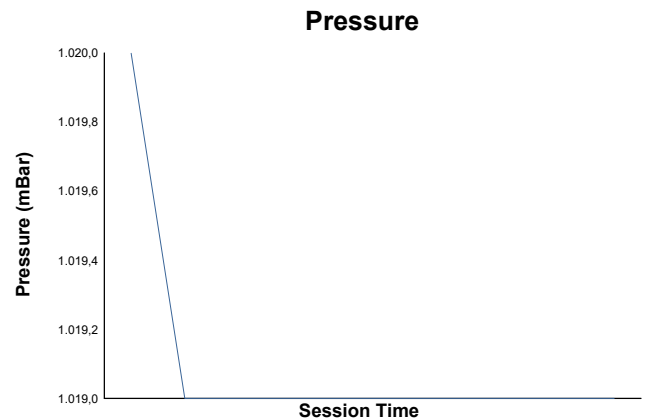
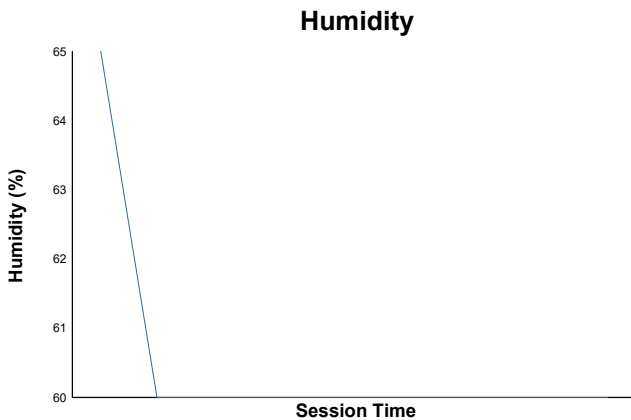
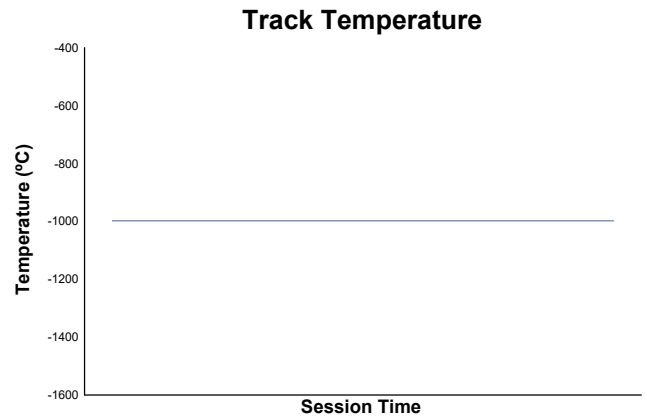
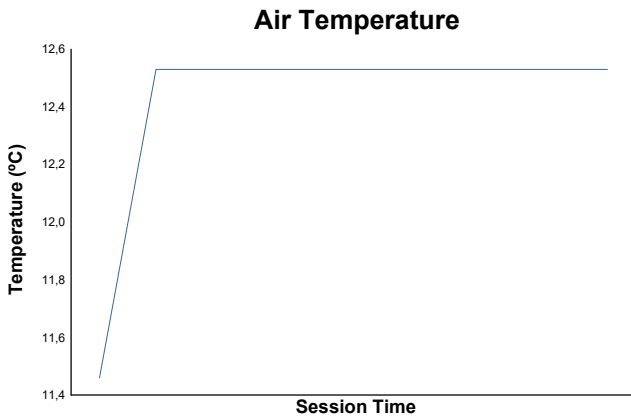


# MiniGP Final

## 160cc

### Free Practice 2 - Group A

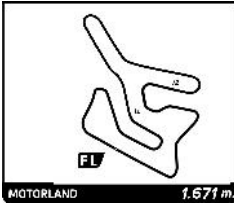
#### Weather Report



Track Status: **DRY**



MOTORLAND ARAGON, SPAIN • 12-14 November 2024



# 160cc MiniGP Final Free Practice 2 - Group B

## Classification

No	Rider	Nat	Team	Bike	Tires	Cl.	Time	Lap Total	Gap	Kph
1	33 Maicol COLAZZO	ITA	MiniGP Italy	OHVALE	P		1:11.309	12 16	-	84.4
2	41 Airel MARZUKI	MYS	MiniGP Malaysia	OHVALE	P		1:11.398	16 16	+0.089	84.3
3	24 Leandre MARTINEZ	FRA	MiniGP France	OHVALE	P		1:11.480	16 16	+0.171	84.2
4	13 Thorley TREVORROW	GBR	MiniGP Austria	OHVALE	P		1:11.581	16 16	+0.272	84.0
5	35 Hayato CHISHIKI	JPN	MiniGP Japan	OHVALE	P		1:11.681	14 17	+0.372	83.9
6	22 Olaf KOZLOWSKI	POL	MiniGP Czech Republic	OHVALE	P		1:11.739	12 16	+0.430	83.9
7	11 Judd PLAISTED	AUS	MiniGP Australia	OHVALE	P		1:11.833	17 17	+0.524	83.7
8	15 Dominykas RAZMISLAVICIUS	LTU	MiniGP Baltic	OHVALE	P		1:13.219	16 16	+1.910	82.2
9	21 Liu SHANXU	CHN	MiniGP China	OHVALE	P		1:13.329	8 11	+2.020	82.0
10	29 Arkana ARDIN	IDN	MiniGP Indonesia	OHVALE	P		1:13.623	14 16	+2.314	81.7
11	27 Fillin LORENZ	DEU	MiniGP Germany	OHVALE	P		1:13.963	5 16	+2.654	81.3
12	17 Lincoln SCOTT	CAN	MiniGP Canada	OHVALE	P		1:14.447	6 15	+3.138	80.8
13	31 Alfie FLYYN	IRL	MiniGP Ireland	OHVALE	P		1:15.599	13 16	+4.290	79.6
14	38 Lyam RIOS	COL	MiniGP Latin America	OHVALE	P		1:15.669	13 16	+4.360	79.5

<b>Fastest Lap:</b>	Lap 12	Maicol COLAZZO	1:11.309	84.4 Kph
---------------------	--------	----------------	----------	----------

Published at: .....

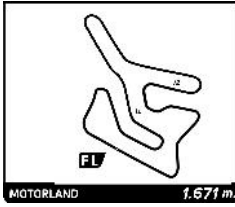
Track Status: **DRY**

<b>Race Director:</b>	<b>Timekeeper:</b> Alberto Estébanez	
-----------------------	---	--





MOTORLAND ARAGON, SPAIN • 12-14 November 2024



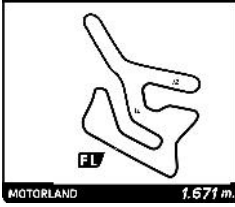
# 160cc MiniGP Final Free Practice 2 - Group B

## Best Sector Times

Sector 1			Sector 2			Sector 3			Pos	No Rider	Ideal Lap	Best Lap
Pos	No Rider	Time	No Rider	Time	No Rider	Time						
1	41 A.MARZUKI	24.083	24 L.MARTINEZ	23.263	33 M.COLAZZO	23.608	1	33 M.COLAZZO	1:11.193	1:11.309	(1)	
2	13 T.TREVORROW	24.196	41 A.MARZUKI	23.284	11 J.PLAISTED	23.643	2	41 A.MARZUKI	1:11.238	1:11.398	(2)	
3	24 L.MARTINEZ	24.266	33 M.COLAZZO	23.310	13 T.TREVORROW	23.777	3	24 L.MARTINEZ	1:11.379	1:11.480	(3)	
4	33 M.COLAZZO	24.275	35 H.CHISHIKI	23.496	22 O.KOZLOWSKI	23.800	4	13 T.TREVORROW	1:11.477	1:11.581	(4)	
5	35 H.CHISHIKI	24.344	13 T.TREVORROW	23.504	35 H.CHISHIKI	23.805	5	35 H.CHISHIKI	1:11.645	1:11.681	(5)	
6	22 O.KOZLOWSKI	24.350	22 O.KOZLOWSKI	23.581	24 L.MARTINEZ	23.850	6	22 O.KOZLOWSKI	1:11.731	1:11.739	(6)	
7	11 J.PLAISTED	24.508	11 J.PLAISTED	23.682	41 A.MARZUKI	23.871	7	11 J.PLAISTED	1:11.833	1:11.833	(7)	
8	29 A.ARDIN	24.815	29 A.ARDIN	23.844	21 L.SHANXU	24.105	8	15 D.RAZMISLAVICIUS	1:13.161	1:13.219	(8)	
9	15 D.RAZMISLAVICIUS	24.818	15 D.RAZMISLAVICIUS	23.868	27 F.LORENZ	24.458	9	21 L.SHANXU	1:13.230	1:13.329	(9)	
10	21 L.SHANXU	24.875	27 F.LORENZ	24.007	15 D.RAZMISLAVICIUS	24.475	10	29 A.ARDIN	1:13.294	1:13.623	(10)	
11	27 F.LORENZ	24.938	21 L.SHANXU	24.250	29 A.ARDIN	24.635	11	27 F.LORENZ	1:13.403	1:13.963	(11)	
12	17 L.SCOTT	25.098	17 L.SCOTT	24.341	17 L.SCOTT	24.757	12	17 L.SCOTT	1:14.196	1:14.447	(12)	
13	31 A.FLYYN	25.406	38 L.RIOS	24.485	31 A.FLYYN	25.031	13	31 A.FLYYN	1:15.154	1:15.599	(13)	
14	38 L.RIOS	25.986	31 A.FLYYN	24.717	38 L.RIOS	25.157	14	38 L.RIOS	1:15.628	1:15.669	(14)	



MOTORLAND ARAGON, SPAIN • 12-14 November 2024



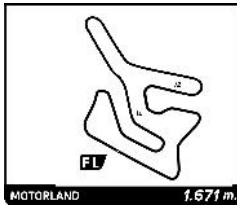
# 160cc MiniGP Final Free Practice 2 - Group B

## Fastest Lap Sequence

Elapsed	No	Rider	Team	Bike	Class	Time	Kph	Lap
2:42.486	11	Judd PLAISTED	MiniGP Australia	OHVALE		1:15.139	80.1	2
2:46.142	35	Hayato CHISHIKI	MiniGP Japan	OHVALE		1:15.087	80.1	2
2:48.067	13	Thorley TREVORROW	MiniGP Austria	OHVALE		1:14.901	80.3	2
2:54.807	33	Maicol COLAZZO	MiniGP Italy	OHVALE		1:14.452	80.8	2
3:56.107	11	Judd PLAISTED	MiniGP Australia	OHVALE		1:13.621	81.7	3
4:08.096	33	Maicol COLAZZO	MiniGP Italy	OHVALE		1:13.289	82.1	3
5:21.280	33	Maicol COLAZZO	MiniGP Italy	OHVALE		1:13.184	82.2	4
6:22.435	11	Judd PLAISTED	MiniGP Australia	OHVALE		1:12.765	82.7	5
6:31.774	22	Olaf KOZLOWSKI	MiniGP Czech Republic	OHVALE		1:12.660	82.8	5
7:35.074	11	Judd PLAISTED	MiniGP Australia	OHVALE		1:12.639	82.8	6
7:44.263	22	Olaf KOZLOWSKI	MiniGP Czech Republic	OHVALE		1:12.489	83.0	6
7:46.400	33	Maicol COLAZZO	MiniGP Italy	OHVALE		1:12.284	83.2	6
8:56.513	22	Olaf KOZLOWSKI	MiniGP Czech Republic	OHVALE		1:12.250	83.3	7
8:58.395	33	Maicol COLAZZO	MiniGP Italy	OHVALE		1:11.995	83.6	7
10:08.497	22	Olaf KOZLOWSKI	MiniGP Czech Republic	OHVALE		1:11.984	83.6	8
10:10.300	33	Maicol COLAZZO	MiniGP Italy	OHVALE		1:11.905	83.7	8
11:22.005	33	Maicol COLAZZO	MiniGP Italy	OHVALE		1:11.705	83.9	9
12:33.321	33	Maicol COLAZZO	MiniGP Italy	OHVALE		1:11.316	84.4	10
14:56.637	33	Maicol COLAZZO	MiniGP Italy	OHVALE		1:11.309	84.4	12



MOTORLAND ARAGON, SPAIN • 12-14 November 2024



# 160cc MiniGP Final

## Free Practice 2 - Group B

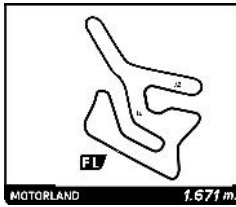
### Sector Analysis

— Invalidated Lap   ■ Personal Best   ■ Session Best   B Crossing the pit lane

Lap	Time	Sector 1	Sector 2	Sector 3	Kph	Elapsed	Lap	Time	Sector 1	Sector 2	Sector 3	Kph	Elapsed
<b>11</b> Judd PLAISTED AUS MiniGP Australia OHVALE													
1	1:27.347	35.830	25.863	25.654	68.9	1:27.347							
2	1:15.139	25.634	24.750	24.755	80.1	2:42.486							
3	1:13.621	25.153	24.327	24.141	81.7	3:56.107							
4	1:13.563	24.898	24.410	24.255	81.8	5:09.670							
5	1:12.765	24.784	23.918	24.063	82.7	6:22.435							
6	1:12.639	24.669	24.034	23.936	82.8	7:35.074							
7	1:13.556	24.885	24.586	24.085	81.8	8:48.630							
8	1:12.369	24.778	23.852	23.739	83.1	10:00.999							
9	1:12.827	24.735	24.077	24.015	82.6	11:13.826							
10	1:12.242	24.596	23.878	23.768	83.3	12:26.068							
11	1:12.385	24.715	23.935	23.735	83.1	13:38.453							
12	1:13.440	24.958	24.329	24.153	81.9	14:51.893							
13	1:17.092	25.754	27.478	23.860	78.0	16:08.985							
14	1:11.966	24.510	23.791	23.665	83.6	17:20.951							
15	1:12.063	24.639	23.740	23.684	83.5	18:33.014							
16	1:12.303	24.730	23.709	23.864	83.2	19:45.317							
17	1:11.833	24.508	23.682	23.643	83.7	20:57.150							
							<b>17</b> Lincoln SCOTT CAN MiniGP Canada OHVALE						
1	1:32.290	40.979	25.405	25.906	65.2	1:32.290							
2	1:15.716	25.705	24.711	25.300	79.4	2:48.006							
3	1:15.521	25.727	24.619	25.175	79.7	4:03.527							
4	1:15.680	25.534	24.585	25.561	79.5	5:19.207							
5	1:15.283	25.436	24.608	25.239	79.9	6:34.490							
6	1:14.447	25.165	24.341	24.941	80.8	7:48.937							
7	1:15.670	26.182	24.628	24.860	79.5	9:04.607							
8	1:14.646	25.221	24.668	24.757	80.6	10:19.253							
9	1:10.814	25.098	24.473	21.243	84.9	11:30.067							
10	2:34.479	1:44.703	24.509	25.267	38.9	14:04.546							
11	1:10.620	25.185	24.424	21.011	85.2	15:15.166							
12	1:45.710	55.938	24.617	25.155	56.9	17:00.876							
13	1:15.550	26.315	24.391	24.844	79.6	18:16.426							
14	1:14.938	25.374	24.480	25.084	80.3	19:31.364							
15	1:14.763	25.235	24.508	25.020	80.5	20:46.127							
							<b>21</b> Liu SHANXU CHN MiniGP China OHVALE						
1	1:45.675	54.447	25.618	25.610	56.9	1:45.675							
2	1:16.376	26.584	24.797	24.995	78.8	3:02.051							
3	1:18.771	26.568	25.740	26.463	76.4	4:20.822							
4	1:15.063	25.609	24.877	24.577	80.1	5:35.885							
5	1:14.674	25.818	24.332	24.524	80.6	6:50.559							
6	1:14.040	25.121	24.450	24.469	81.2	8:04.599							
7	1:13.486	24.966	24.415	24.105	81.9	9:18.085							
8	1:13.329	24.875	24.250	24.204	82.0	10:31.414							
9	1:14.117	25.243	24.519	24.355	81.2	11:45.531							
10	1:15.165	25.592	25.101	24.472	80.0	13:00.696							
11	2:22.608	31.464	1:03.581	47.563	42.2	15:23.304							
							<b>22</b> OIaf KOZLOWSKI POL MiniGP Czech Republic OHVALE						
1	1:35.473	43.294	25.512	26.667	63.0	1:35.473							
2	1:15.897	26.046	24.696	25.155	79.3	2:51.370							
3	1:14.116	25.441	24.041	24.634	81.2	4:05.486							
4	1:13.628	25.026	24.069	24.533	81.7	5:19.114							
5	1:12.660	24.753	23.725	24.182	82.8	6:31.774							
6	1:12.489	24.765	23.800	23.924	83.0	7:44.263							
7	1:12.250	24.649	23.660	23.941	83.3	8:56.513							
8	1:11.984	24.506	23.641	23.837	83.6	10:08.497							
9	1:12.215	24.508	23.640	24.067	83.3	11:20.712							
10	1:12.316	24.556	23.581	24.179	83.2	12:33.028							
11	1:12.766	24.459	23.842	24.465	82.7	13:45.794							
12	1:11.739	24.350	23.589	23.800	83.9	14:57.533							
13	1:08.968	24.654	23.960	20.354	87.2	16:06.501							
14	1:59.967	1:11.135	24.361	24.471	50.1	18:06.468							
15	1:13.521	25.188	23.819	24.514	81.8	19:19.989							
16	1:13.292	25.091	23.972	24.229	82.1	20:33.281							
							<b>24</b> Leandre MARTINEZ FRA MiniGP France OHVALE						
1	1:45.282	53.541	25.699	26.042	57.1	1:45.282							
2	1:16.491	25.798	25.014	25.679	78.6	3:01.773							



MOTORLAND ARAGON, SPAIN • 12-14 November 2024



# 160cc MiniGP Final Free Practice 2 - Group B

## Sector Analysis

— Invalidated Lap    ■ Personal Best    ■ Session Best    B Crossing the pit lane

Lap	Time	Sector 1	Sector 2	Sector 3	Kph	Elapsed	Lap	Time	Sector 1	Sector 2	Sector 3	Kph	Elapsed
3	1:14.929	26.044	24.268	24.617	80.3	4:16.702	3	1:16.415	25.956	25.085	25.374	78.7	4:10.108
4	1:13.420	24.941	24.111	24.368	81.9	5:30.122	4	1:16.464	25.839	25.026	25.599	78.7	5:26.572
5	1:13.106	24.395	23.955	24.756	82.3	6:43.228	5	1:16.590	25.776	25.070	25.744	78.5	6:43.162
6	1:09.219B	24.778	24.012	20.429	86.9	7:52.447	6	1:15.966	25.681	24.862	25.423	79.2	7:59.128
7	1:39.226	49.512	24.451	25.263	60.6	9:31.673	7	1:15.978	25.632	24.911	25.435	79.2	9:15.106
8	1:12.739	24.741	23.750	24.248	82.7	10:44.412	8	1:15.674	25.488	24.937	25.249	79.5	10:30.780
9	1:12.523	24.577	23.621	24.325	82.9	11:56.935	9	1:15.805	25.421	25.353	25.031	79.4	11:46.585
10	1:12.088	24.467	23.557	24.064	83.4	13:09.023	10	1:15.717	25.406	24.832	25.479	79.4	13:02.302
11	1:12.173	24.396	23.583	24.194	83.3	14:21.196	11	1:17.739	27.017	25.219	25.503	77.4	14:20.041
12	1:12.279	24.484	23.722	24.073	83.2	15:33.475	12	1:15.883	25.612	24.886	25.385	79.3	15:35.924
13	1:12.033	24.491	23.597	23.945	83.5	16:45.508	13	1:15.599	25.434	24.717	25.448	79.6	16:51.523
14	1:11.523	24.266	23.386	23.871	84.1	17:57.031	14	1:16.263	25.801	25.236	25.226	78.9	18:07.786
15	1:11.855	24.485	23.491	23.879	83.7	19:08.886	15	1:16.190	25.929	25.001	25.260	79.0	19:23.976
16	1:11.480	24.367	23.263	23.850	84.2	20:20.366	16	1:15.811	25.489	25.036	25.286	79.3	20:39.787

27 Fillin LORENZ		DEU				
MiniGP Germany		OHVALE				
1	1:35.625	42.721	26.220	26.684	62.9	1:35.625
2	1:16.280	26.089	24.722	25.469	78.9	2:51.905
3	1:14.343	25.110	24.361	24.872	80.9	4:06.248
4	1:14.365	25.220	24.392	24.753	80.9	5:20.613
5	1:13.963	25.165	24.340	24.458	81.3	6:34.576
6	1:14.495	25.183	24.370	24.942	80.8	7:49.071
7	1:14.384	25.303	24.290	24.791	80.9	9:03.455
8	1:14.662	25.206	24.532	24.924	80.6	10:18.117
9	1:14.332	25.269	24.219	24.844	80.9	11:32.449
10	1:14.436	25.783	24.007	24.646	80.8	12:46.885
11	1:14.045	24.938	24.109	24.998	81.2	14:00.930
12	1:10.141B	25.065	24.294	20.782	85.8	15:11.071
13	1:59.707	1:10.048	24.643	25.016	50.3	17:10.778
14	1:14.434	25.296	24.189	24.949	80.8	18:25.212
15	1:14.030	25.087	24.399	24.544	81.3	19:39.242
16	1:14.267	25.037	24.326	24.904	81.0	20:53.509

29 Arkana ARDIN		IDN				
MiniGP Indonesia		OHVALE				
1	1:42.225	47.584	26.825	27.816	58.8	1:42.225
2	1:18.867	26.925	25.746	26.196	76.3	3:01.092
3	1:16.918	26.412	25.152	25.354	78.2	4:18.010
4	1:15.498	25.616	24.697	25.185	79.7	5:33.508
5	1:14.863	25.412	24.557	24.894	80.4	6:48.371
6	1:14.464	25.104	24.525	24.835	80.8	8:02.835
7	1:14.174	25.162	24.377	24.635	81.1	9:17.009
8	1:14.071	24.838	24.164	25.069	81.2	10:31.080
9	1:14.357	25.299	24.303	24.755	80.9	11:45.437
10	1:13.768	24.883	24.191	24.694	81.5	12:59.205
11	1:14.027	24.964	24.184	24.879	81.3	14:13.232
12	1:13.718	24.850	24.092	24.776	81.6	15:26.950
13	1:13.904	24.945	24.195	24.764	81.4	16:40.854
14	1:13.623	24.815	24.075	24.733	81.7	17:54.477
15	1:13.710	24.860	24.201	24.649	81.6	19:08.187
16	1:10.792B	25.318	23.844	21.630	85.0	20:18.979

31 Alfie FLYNN		IRL				
MiniGP Ireland		OHVALE				
1	1:36.134	43.085	26.569	26.480	62.6	1:36.134
2	1:17.559	26.392	25.402	25.765	77.6	2:53.693

33 Maicol COLAZZO		ITA				
MiniGP Italy		OHVALE				
1	1:40.355	48.617	26.019	25.719	59.9	1:40.355
2	1:14.452	25.318	24.392	24.742	80.8	2:54.807
3	1:13.289	24.949	23.960	24.380	82.1	4:08.096
4	1:13.184	24.903	24.044	24.237	82.2	5:21.280
5	1:12.836	24.702	23.643	24.491	82.6	6:34.116
6	1:12.284	24.453	23.700	24.131	83.2	7:46.400
7	1:11.995	24.486	23.641	23.868	83.6	8:58.395
8	1:11.905	24.477	23.633	23.795	83.7	10:10.300
9	1:11.705	24.396	23.500	23.809	83.9	11:22.005
10	1:11.316	24.275	23.381	23.660	84.4	12:33.321
11	1:12.007	24.440	23.705	23.862	83.5	13:45.328
12	1:11.309	24.391	23.310	23.608	84.4	14:56.637
13	1:16.646	28.431	24.157	24.058	78.5	16:13.283
14	1:10.319B	25.046	24.222	21.051	85.5	17:23.602
15	1:58.410	1:10.650	23.926	23.834	50.8	19:22.012
16	1:11.379	24.351	23.398	23.630	84.3	20:33.391

35 Hayato CHISHIKI		JPN				
MiniGP Japan		OHVALE				
1	1:31.055	40.211	25.102	25.742	66.1	1:31.055
2	1:15.087	25.455	24.624	25.008	80.1	2:46.142
3	1:14.578	25.309	24.492	24.777	80.7	4:00.720
4	1:13.862	25.010	24.192	24.660	81.4	5:14.582
5	1:13.265	24.888	24.025	24.352	82.1	6:27.847
6	1:12.950	24.780	23.878	24.292	82.5	7:40.797
7	1:12.883	24.791	24.024	24.068	82.5	8:53.680
8	1:13.124	24.845	24.163	24.116	82.3	10:06.804
9	1:13.310	24.938	24.132	24.240	82.1	11:20.114
10	1:12.256	24.563	23.735	23.958	83.3	12:32.370
11	1:12.072	24.444	23.642	23.986	83.5	13:44.442
12	1:11.905	24.465	23.601	23.839	83.7	14:56.347
13	1:11.757	24.350	23.496	23.911	83.8	16:08.104
14	1:11.681	24.344	23.532	23.805	83.9	17:19.785
15	1:12.044	24.554	23.555	23.935	83.5	18:31.829
16	1:11.757	24.391	23.516	23.850	83.8	19:43.586
17	1:12.212	24.569	23.753	23.890	83.3	20:55.798

38 Lyam RIOS		COL				
MiniGP Latin America		OHVALE				
1	1:41.821	48.835	26.369	26.617	59.1	1:41.821



MOTORLAND ARAGON, SPAIN • 12-14 November 2024



# 160cc MiniGP Final Free Practice 2 - Group B

## Sector Analysis

— Invalidated Lap    ■ Personal Best    ■ Session Best    B Crossing the pit lane

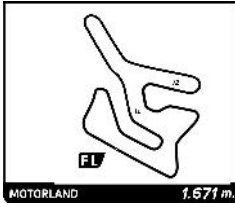
Lap	Time	Sector 1	Sector 2	Sector 3	Kph	Elapsed	Lap	Time	Sector 1	Sector 2	Sector 3	Kph	Elapsed
2	1:19.073	27.107	25.465	26.501	76.1	3:00.894							
3	1:17.630	26.969	25.013	25.648	77.5	4:18.524							
4	1:17.066	26.502	25.018	25.546	78.1	5:35.590							
5	1:15.974	<b>25.986</b>	24.802	25.186	79.2	6:51.564							
6	1:17.073	26.088	25.067	25.918	78.1	8:08.637							
7	1:17.137	26.304	24.907	25.926	78.0	9:25.774							
8	1:16.195	26.253	24.600	25.342	79.0	10:41.969							
9	1:15.842	26.002	24.615	25.225	79.3	11:57.811							
10	1:16.781	26.176	24.972	25.633	78.3	13:14.592							
11	1:16.984	26.186	24.892	25.906	78.1	14:31.576							
12	1:16.710	26.120	25.073	25.517	78.4	15:48.286							
13	<b>1:15.669</b>	26.012	<b>24.485</b>	25.172	79.5	17:03.955							
14	1:16.405	26.149	24.838	25.418	78.7	18:20.360							
15	1:16.751	26.422	24.997	25.332	78.4	19:37.111							
16	1:16.288	26.164	24.967	<b>25.157</b>	78.9	20:53.399							

<b>41</b>	<b>Airel MARZUKI</b>	MYS
	MiniGP Malaysia	OHVALE

1	1:45.029	52.955	25.752	26.322	57.3	1:45.029
2	1:16.366	25.906	24.819	25.641	78.8	3:01.395
3	1:14.505	25.450	24.265	24.790	80.7	4:15.900
4	1:13.522	25.019	24.041	24.462	81.8	5:29.422
5	1:13.641	24.834	23.953	24.854	81.7	6:43.063
6	1:12.922	24.806	23.814	24.302	82.5	7:55.985
7	1:12.737	24.687	23.973	24.077	82.7	9:08.722
8	1:12.305	24.617	23.709	23.979	83.2	10:21.027
9	1:12.259	24.300	23.554	24.405	83.3	11:33.286
10	1:12.144	24.283	23.756	24.105	83.4	12:45.430
11	1:12.343	24.330	23.699	24.314	83.2	13:57.773
12	1:11.051 <b>B</b>	24.258	23.510	23.283	84.7	15:08.824
13	1:53.606	1:05.904	23.735	23.967	53.0	17:02.430
14	1:11.534	24.318	<b>23.284</b>	23.932	84.1	18:13.964
15	1:11.558	24.130	23.480	23.948	84.1	19:25.522
16	<b>1:11.398</b>	<b>24.083</b>	23.444	<b>23.871</b>	84.3	20:36.920


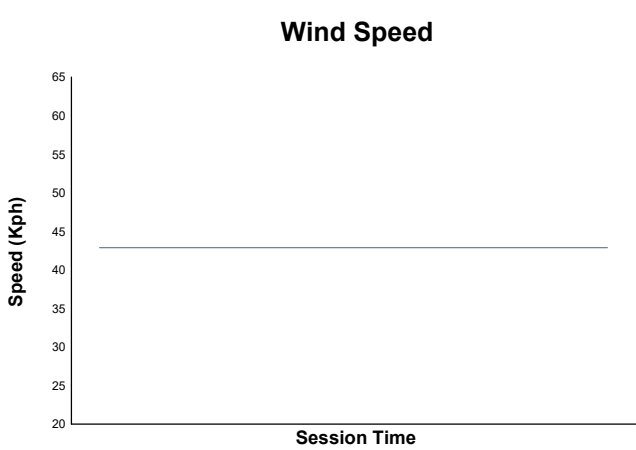
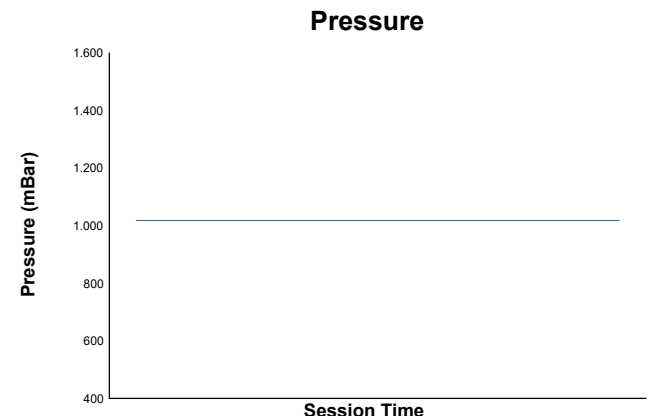
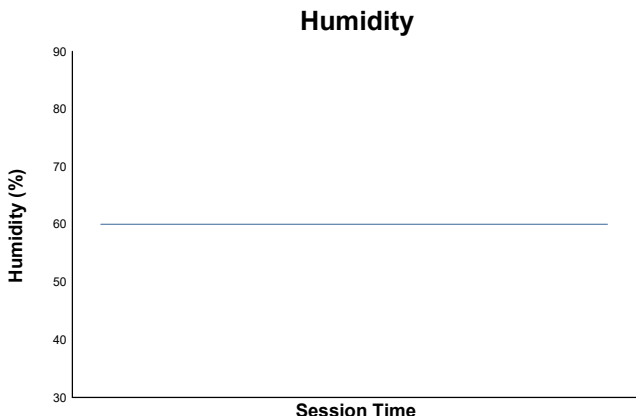
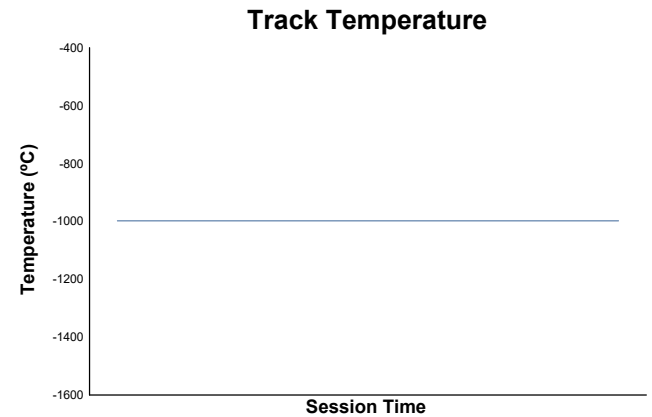
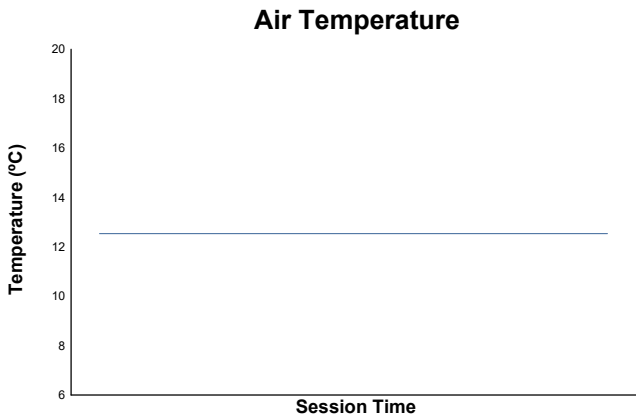


MOTORLAND ARAGON, SPAIN • 12-14 November 2024



# MiniGP Final

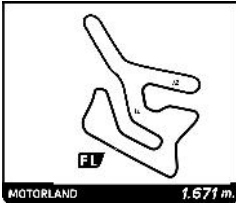
160cc  
Free Practice 2 - Group B  
Weather Report



Track Status: **DRY**



MOTORLAND ARAGON, SPAIN • 12-14 November 2024



# 160cc MiniGP Final Free Practice 2 - Group C

## Classification

No	Rider	Nat	Team	Bike	Tires	Cl.	Time	Lap Total	Gap	Kph
1	37 Diego GONZÁLEZ	VEN	MiniGP Latin America	OHVALE	P		1:11.019	12 17	- -	84.7
2	39 Nguyen VIET TUAN	VNM	MiniGP Malaysia	OHVALE	P		1:11.797	16 16	+0.778 +0.778	83.8
3	55 Jase DILL	USA	MiniCUP USA	OHVALE	P		1:11.882	17 17	+0.863 +0.085	83.7
4	36 Waku KUNITATE	JPN	MiniGP Japan	OHVALE	P		1:11.963	8 15	+0.944 +0.081	83.6
5	52 Jose Luis CAGIGAS	ESP	MiniGP Spain	OHVALE	P		1:11.969	14 16	+0.950 +0.006	83.6
6	34 Daniel PUTORTÍ	ITA	MiniGP Italy	OHVALE	P		1:12.531	15 16	+1.512 +0.562	82.9
7	28 Kenzie AKBAR	IDN	MiniGP Indonesia	OHVALE	P		1:12.710	16 16	+1.691 +0.179	82.7
8	54 Wilson DILKS	GBR	MiniGP UK	OHVALE	P		1:12.846	14 15	+1.827 +0.136	82.6
9	46 Tomás SANTOS	PRT	MiniGP Portugal	OHVALE	P		1:13.747	14 16	+2.728 +0.901	81.6
10	32 Jack HAMILTON	IRL	MiniGP Ireland	OHVALE	P		1:14.662	14 16	+3.643 +0.915	80.6
11	43 Douwe DOUMA	NLD	MiniGP Netherlands	OHVALE	P		1:14.706	16 16	+3.687 +0.044	80.5
12	26 Ole SÄUBERLICH	DEU	MiniGP Germany	OHVALE	P		1:14.938	14 16	+3.919 +0.232	80.3
13	49 Riley ROBINSON	GBR	MiniGP Qatar	OHVALE	P		1:16.529	16 16	+5.510 +1.591	78.6

<b>Fastest Lap:</b>	Lap 12	Diego GONZÁLEZ	1:11.019	84.7 Kph
---------------------	--------	----------------	----------	----------

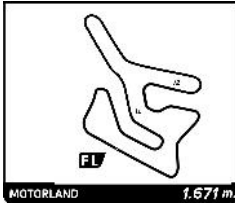
Published at: .....

Track Status: **DRY**

<b>Race Director:</b>	<b>Timekeeper:</b> Alberto Estébanez	
-----------------------	---	--



MOTORLAND ARAGON, SPAIN • 12-14 November 2024



# 160cc MiniGP Final Free Practice 2 - Group C

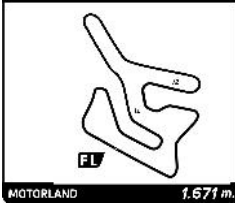
## Best Sector Times

Pos	Sector 1		Sector 2		Sector 3		Pos	No Rider	Ideal Lap	Best Lap
	No Rider	Time	No Rider	Time	No Rider	Time				
1	37 D.GONZÁLEZ	24.095	37 D.GONZÁLEZ	23.131	37 D.GONZÁLEZ	23.606	1	37 D.GONZÁLEZ	1:10.832	1:11.019 (1)
2	55 J.DILL	24.102	55 J.DILL	23.349	39 N.VIET TUAN	23.841	2	55 J.DILL	1:11.389	1:11.882 (3)
3	36 W.KUNITATE	24.200	36 W.KUNITATE	23.447	52 J.CAGIGAS	23.912	3	36 W.KUNITATE	1:11.746	1:11.963 (4)
4	39 N.VIET TUAN	24.256	52 J.CAGIGAS	23.483	55 J.DILL	23.938	4	39 N.VIET TUAN	1:11.797	1:11.797 (2)
5	52 J.CAGIGAS	24.443	39 N.VIET TUAN	23.700	34 D.PUTORTÍ	24.009	5	52 J.CAGIGAS	1:11.838	1:11.969 (5)
6	54 W.DILKS	24.558	28 K.AKBAR	23.802	36 W.KUNITATE	24.099	6	34 D.PUTORTÍ	1:12.531	1:12.531 (6)
7	34 D.PUTORTÍ	24.630	54 W.DILKS	23.843	28 K.AKBAR	24.152	7	54 W.DILKS	1:12.632	1:12.846 (8)
8	28 K.AKBAR	24.687	34 D.PUTORTÍ	23.892	54 W.DILKS	24.231	8	28 K.AKBAR	1:12.641	1:12.710 (7)
9	46 T.SANTOS	25.033	32 J.HAMILTON	24.026	26 O.SÄUBERLICH	24.483	9	46 T.SANTOS	1:13.746	1:13.747 (9)
10	26 O.SÄUBERLICH	25.323	46 T.SANTOS	24.057	46 T.SANTOS	24.656	10	26 O.SÄUBERLICH	1:14.516	1:14.938 (12)
11	43 D.DOUMA	25.334	43 D.DOUMA	24.633	43 D.DOUMA	24.739	11	32 J.HAMILTON	1:14.534	1:14.662 (10)
12	32 J.HAMILTON	25.599	26 O.SÄUBERLICH	24.710	32 J.HAMILTON	24.909	12	43 D.DOUMA	1:14.706	1:14.706 (11)
13	49 R.ROBINSON	25.921	49 R.ROBINSON	24.932	49 R.ROBINSON	25.287	13	49 R.ROBINSON	1:16.140	1:16.529 (13)





MOTORLAND ARAGON, SPAIN • 12-14 November 2024



# 160cc MiniGP Final Free Practice 2 - Group C

## Fastest Lap Sequence

Elapsed	No Rider	Team	Bike	Class	Time	Kph	Lap
2:41.023	55 Jase DILL	MiniCUP USA	OHVALE		1:15.097	80.1	2
2:47.043	37 Diego GONZÁLEZ	MiniGP Latin America	OHVALE		1:14.770	80.5	2
3:54.739	55 Jase DILL	MiniCUP USA	OHVALE		1:13.716	81.6	3
4:00.375	37 Diego GONZÁLEZ	MiniGP Latin America	OHVALE		1:13.332	82.0	3
5:13.177	37 Diego GONZÁLEZ	MiniGP Latin America	OHVALE		1:12.802	82.6	4
6:24.407	36 Waku KUNITATE	MiniGP Japan	OHVALE		1:12.786	82.6	5
6:24.986	37 Diego GONZÁLEZ	MiniGP Latin America	OHVALE		1:11.809	83.8	5
7:36.467	37 Diego GONZÁLEZ	MiniGP Latin America	OHVALE		1:11.481	84.2	6
9:59.413	37 Diego GONZÁLEZ	MiniGP Latin America	OHVALE		1:11.420	84.2	8
14:44.897	37 Diego GONZÁLEZ	MiniGP Latin America	OHVALE		1:11.019	84.7	12



MOTORLAND ARAGON, SPAIN • 12-14 November 2024



# 160cc MiniGP Final Free Practice 2 - Group C

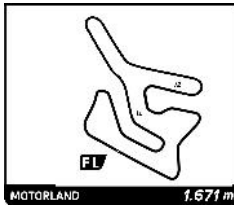
## Sector Analysis

— Invalidated Lap    ■ Personal Best    ■ Session Best    B Crossing the pit lane

Lap	Time	Sector 1	Sector 2	Sector 3	Kph	Elapsed	Lap	Time	Sector 1	Sector 2	Sector 3	Kph	Elapsed
<b>26</b> Ole SÄUBERLICH DEU MiniGP Germany OHVALE							<b>34</b> Daniel PUTORTÍ ITA MiniGP Italy OHVALE						
1	1:42.406	46.694	28.210	27.502	58.7	1:42.406	1	1:41.724	44.081	28.515	29.128	59.1	1:41.724
2	1:20.837	27.619	26.019	27.199	74.4	3:03.243	2	1:21.401	27.838	25.911	27.652	73.9	3:03.125
3	1:20.282	27.708	25.824	26.750	74.9	4:23.525	3	1:16.687	27.188	24.604	24.895	78.4	4:19.812
4	1:17.879	27.115	25.155	25.609	77.2	5:41.404	4	1:13.867	25.155	23.987	24.725	81.4	5:33.679
5	1:17.681	26.538	25.671	25.472	77.4	6:59.085	5	1:14.293	25.798	24.066	24.429	81.0	6:47.972
6	1:16.934	26.508	25.202	25.224	78.2	8:16.019	6	1:13.656	25.118	24.298	24.240	81.7	8:01.628
7	1:16.268	26.253	24.998	25.017	78.9	9:32.287	7	1:13.091	24.859	24.145	24.087	82.3	9:14.719
8	1:16.152	25.951	25.180	25.021	79.0	10:48.439	8	1:13.485	24.824	24.329	24.332	81.9	10:28.204
9	1:15.590	25.900	24.841	24.849	79.6	12:04.029	9	1:14.200	25.076	24.474	24.650	81.1	11:42.404
10	1:15.840	25.888	25.032	24.920	79.3	13:19.869	10	1:13.601	25.029	24.313	24.259	81.7	12:56.005
11	1:15.373	25.574	24.933	24.866	79.8	14:35.242	11	1:13.635	24.977	24.516	24.142	81.7	14:09.640
12	1:15.241	25.877	24.752	24.612	80.0	15:50.483	12	1:17.724	27.661	24.850	25.213	77.4	15:27.364
13	1:15.155	25.676	24.791	24.688	80.0	17:05.638	13	1:09.620 B	24.898	24.539	20.183	86.4	16:36.984
14	<b>1:14.938</b>	25.595	<b>24.710</b>	24.633	80.3	18:20.576	14	2:08.146	1:20.050	24.080	24.016	46.9	18:45.130
15	1:14.981	<b>25.323</b>	24.878	24.780	80.2	19:35.557	15	<b>1:12.531</b>	<b>24.630</b>	<b>23.892</b>	<b>24.009</b>	82.9	19:57.661
16	1:14.960	25.473	25.004	<b>24.483</b>	80.3	20:50.517	16	1:12.631 B	25.419	26.119	21.093	82.8	21:10.292
<b>28</b> Kenzie AKBAR IDN MiniGP Indonesia OHVALE							<b>36</b> Waku KUNITATE JPN MiniGP Japan OHVALE						
1	1:38.311	40.875	27.708	29.728	61.2	1:38.311	1	1:26.322	34.633	25.553	26.136	69.7	1:26.322
2	1:18.617	28.252	25.212	25.153	76.5	2:56.928	2	1:16.617	26.345	24.866	25.406	78.5	2:42.939
3	1:16.189	26.689	24.587	24.913	79.0	4:13.117	3	1:14.905	25.748	24.171	24.986	80.3	3:57.844
4	1:15.035	25.556	24.722	24.757	80.2	5:28.152	4	1:13.777	24.936	23.951	24.890	81.5	5:11.621
5	1:14.977	25.527	24.594	24.856	80.2	6:43.129	5	1:12.786	24.732	23.636	24.418	82.6	6:24.407
6	1:14.808	25.666	24.531	24.611	80.4	7:57.937	6	1:12.836	24.643	23.805	24.388	82.6	7:37.243
7	1:14.725	25.362	24.631	24.732	80.5	9:12.662	7	1:12.153	24.394	23.647	24.112	83.4	8:49.396
8	1:14.635	25.205	24.733	24.697	80.6	10:27.297	8	<b>1:11.963</b>	24.341	<b>23.447</b>	24.175	83.6	10:01.359
9	1:13.178 B	25.295	25.009	22.874	82.2	11:40.475	9	1:12.152	24.432	23.477	24.243	83.4	11:13.511
10	1:50.077	1:00.561	24.543	24.973	54.6	13:30.552	10	1:12.147	24.300	23.592	24.255	83.4	12:25.658
11	1:14.211	25.587	24.225	24.399	81.1	14:44.763	11	1:12.166	24.580	23.487	<b>24.099</b>	83.4	13:37.824
12	1:13.463	25.059	24.080	24.324	81.9	15:58.226	12	1:11.972 B	25.597	24.523	21.852	83.6	14:49.796
13	1:14.523	25.074	24.212	25.237	80.7	17:12.749	13	3:08.781	2:17.567	26.422	24.792	31.9	17:58.577
14	1:14.467	26.218	24.097	<b>24.152</b>	80.8	18:27.216	14	1:12.355	24.626	23.610	24.119	83.1	19:10.932
15	1:13.689	25.523	23.991	24.175	81.6	19:40.905	15	1:12.363	<b>24.200</b>	23.623	24.540	83.1	20:23.295
16	<b>1:12.710</b>	<b>24.687</b>	<b>23.802</b>	24.221	82.7	20:53.615							
<b>32</b> Jack HAMILTON IRL MiniGP Ireland OHVALE							<b>37</b> Diego GONZÁLEZ VEN MiniGP Latin America OHVALE						
1	1:38.038	38.674	28.979	30.385	61.4	1:38.038	1	1:32.273	38.918	26.619	26.736	65.2	1:32.273
2	1:24.773	29.585	27.312	27.876	71.0	3:02.811	2	1:14.770	25.934	24.241	24.595	80.5	2:47.043
3	1:20.470	27.848	25.914	26.708	74.8	4:23.281	3	1:13.332	24.975	23.965	24.392	82.0	4:00.375
4	1:18.944	27.206	25.460	26.278	76.2	5:42.225	4	1:12.802	24.910	23.811	24.081	82.6	5:13.177
5	1:18.461	27.033	25.556	25.872	76.7	7:00.686	5	1:11.809	24.409	23.537	23.863	83.8	6:24.986
6	1:17.395	26.572	24.931	25.892	77.7	8:18.081	6	1:11.481	24.225	23.367	23.889	84.2	7:36.467
7	1:16.163	26.026	24.558	25.579	79.0	9:34.244	7	1:11.526	24.341	23.419	23.766	84.1	8:47.993
8	1:16.324	26.190	24.433	25.701	78.8	10:50.568	8	1:11.420	24.135	23.369	23.916	84.2	9:59.413
9	1:16.046	25.780	24.773	25.493	79.1	12:06.614	9	1:11.612	24.218	23.435	23.959	84.0	11:11.025
10	1:16.376	26.226	24.674	25.476	78.8	13:22.990	10	1:11.424	24.290	<b>23.131</b>	24.003	84.2	12:22.449
11	1:16.654	25.972	25.003	25.679	78.5	14:39.644	11	1:11.429	24.280	23.408	23.741	84.2	13:33.878
12	1:16.670	26.463	24.709	25.498	78.5	15:56.314	12	<b>1:11.019</b>	<b>24.095</b>	23.293	23.631	84.7	14:44.897
13	1:16.091	26.236	24.359	25.496	79.1	17:12.405	13	1:11.502	24.315	23.315	23.872	84.1	15:56.399
14	<b>1:14.662</b>	25.727	<b>24.026</b>	<b>24.909</b>	80.6	18:27.067	14	1:12.089	24.559	23.449	24.081	83.4	17:08.488
15	1:15.374	25.931	24.367	25.076	79.8	19:42.441	15	1:11.086	24.113	23.367	<b>23.606</b>	84.6	18:19.574
16	1:15.548	<b>25.599</b>	24.523	25.426	79.6	20:57.989	16	1:11.540	24.490	23.309	23.741	84.1	19:31.114
							17	1:11.369	24.216	23.485	23.668	84.3	20:42.483



MOTORLAND ARAGON, SPAIN • 12-14 November 2024



# 160cc MiniGP Final Free Practice 2 - Group C

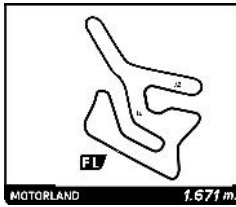
## Sector Analysis

— Invalidated Lap    ■ Personal Best    ■ Session Best    B Crossing the pit lane

Lap	Time	Sector 1	Sector 2	Sector 3	Kph	Elapsed	Lap	Time	Sector 1	Sector 2	Sector 3	Kph	Elapsed		
<b>39</b>	<b>Nguyen VIET TUAN</b> (VNM)							<b>49</b>	<b>Riley ROBINSON</b> (GBR)						
	MiniGP Malaysia (OHVALE)								MiniGP Qatar (OHVALE)						
1	1:29.996	37.437	26.250	26.309	66.8	1:29.996	1	1:45.953	50.441	27.312	28.200	56.8	1:45.953		
2	1:16.432	25.901	25.251	25.280	78.7	2:46.428	2	1:20.174	27.294	25.921	26.959	75.0	3:06.127		
3	1:14.632	25.284	24.693	24.655	80.6	4:01.060	3	1:19.885	27.239	26.002	26.644	75.3	4:26.012		
4	1:13.247	24.731	24.251	24.265	82.1	5:14.307	4	1:19.019	27.588	25.328	26.103	76.1	5:45.031		
5	1:12.902	24.559	24.019	24.324	82.5	6:27.209	5	1:17.865	26.733	25.261	25.871	77.3	7:02.896		
6	1:12.829	24.726	23.992	24.111	82.6	7:40.038	6	1:18.167	26.591	25.529	26.047	77.0	8:21.063		
7	1:12.771	24.568	24.054	24.149	82.7	8:52.809	7	1:17.095	26.322	24.979	25.794	78.0	9:38.158		
8	1:12.594	24.426	23.934	24.234	82.9	10:05.403	8	1:17.476	26.349	25.160	25.967	77.6	10:55.634		
9	1:12.367	24.485	23.815	24.067	83.1	11:17.770	9	1:17.441	26.349	25.069	26.023	77.7	12:13.075		
10	1:12.758	24.598	23.990	24.170	82.7	12:30.528	10	1:17.326	26.352	25.155	25.819	77.8	13:30.401		
11	1:12.779B	24.891	25.051	22.837	82.7	13:43.307	11	1:18.642	27.354	25.437	25.851	76.5	14:49.043		
12	2:13.041	1:24.396	24.552	24.093	45.2	15:56.348	12	1:16.548	25.963	25.163	25.422	78.6	16:05.591		
13	1:12.371	24.378	23.992	24.001	83.1	17:08.719	13	1:17.308	<b>25.921</b>	25.350	26.037	77.8	17:22.899		
14	1:12.368	24.686	23.795	23.887	83.1	18:21.087	14	1:16.801	26.289	<b>24.932</b>	25.580	78.3	18:39.700		
15	1:13.236	24.279	24.436	24.521	82.1	19:34.323	15	1:17.882	25.983	25.403	26.496	77.2	19:57.582		
16	<b>1:11.797</b>	<b>24.256</b>	<b>23.700</b>	<b>23.841</b>	83.8	20:46.120	16	<b>1:16.529</b>	26.004	25.238	<b>25.287</b>	78.6	21:14.111		
<b>43</b>	<b>Douwe DOUMA</b> (NLD)							<b>52</b>	<b>Jose Luis CAGIGAS</b> (ESP)						
	MiniGP Netherlands (OHVALE)								MiniGP Spain (OHVALE)						
1	1:37.014	42.023	27.156	27.835	62.0	1:37.014	1	2:10.435	1:12.564	29.302	28.569	46.1	2:10.435		
2	1:19.746	27.284	26.185	26.277	75.4	2:56.760	2	1:15.311	26.134	24.286	24.891	79.9	3:25.746		
3	1:18.782	27.240	25.759	25.783	76.4	4:15.542	3	1:13.602	25.075	24.042	24.485	81.7	4:39.348		
4	1:18.050	26.610	25.689	25.751	77.1	5:33.592	4	1:12.876	24.742	23.818	24.316	82.5	5:52.224		
5	1:17.700	26.583	25.453	25.664	77.4	6:51.292	5	1:12.176	24.692	23.572	<b>23.912</b>	83.3	7:04.400		
6	1:17.058	26.273	25.279	25.506	78.1	8:08.350	6	1:13.051	24.732	23.622	24.697	82.3	8:17.451		
7	1:16.917	26.159	25.393	25.365	78.2	9:25.267	7	1:12.441	24.791	23.534	24.116	83.0	9:29.892		
8	1:16.656	26.134	25.221	25.301	78.5	10:41.923	8	1:12.043	24.487	23.526	24.030	83.5	10:41.935		
9	1:16.098	25.856	25.034	25.208	79.1	11:58.021	9	1:12.281	24.517	23.615	24.149	83.2	11:54.216		
10	1:16.539	26.100	25.167	25.272	78.6	13:14.560	10	1:12.549	24.579	23.818	24.152	82.9	13:06.765		
11	1:16.600	25.759	24.999	25.842	78.5	14:31.160	11	1:12.227	24.603	23.604	24.020	83.3	14:18.992		
12	1:15.697	25.814	24.865	25.018	79.5	15:46.857	12	1:12.446	24.568	23.769	24.109	83.0	15:31.438		
13	1:16.939	26.772	25.042	25.125	78.2	17:03.796	13	1:12.493	24.541	23.704	24.248	83.0	16:43.931		
14	1:15.320	25.648	24.833	24.839	79.9	18:19.116	14	<b>1:11.969</b>	24.479	<b>23.483</b>	24.007	83.6	17:55.900		
15	1:15.335	25.673	24.844	24.818	79.9	19:34.451	15	1:12.236	<b>24.443</b>	23.517	24.276	83.3	19:08.136		
16	<b>1:14.706</b>	<b>25.334</b>	<b>24.633</b>	<b>24.739</b>	80.5	20:49.157	16	1:12.165	24.528	23.545	24.092	83.4	20:20.301		
<b>46</b>	<b>Tomás SANTOS</b> (PRT)							<b>54</b>	<b>Wilson DILKS</b> (GBR)						
	MiniGP Portugal (OHVALE)								MiniGP UK (OHVALE)						
1	1:38.138	42.818	26.675	28.645	61.3	1:38.138	1	2:10.642	1:12.708	29.395	28.539	46.0	2:10.642		
2	1:17.793	26.666	25.336	25.791	77.3	2:55.931	2	1:15.297	26.292	24.301	24.704	79.9	3:25.939		
3	1:15.832	25.660	24.770	25.402	79.3	4:11.763	3	1:14.231	25.576	24.131	24.524	81.0	4:40.170		
4	1:15.395	25.468	24.750	25.177	79.8	5:27.158	4	1:13.521	24.971	24.025	24.525	81.8	5:53.691		
5	1:15.454	25.663	24.532	25.259	79.7	6:42.612	5	1:13.578	25.119	24.106	24.353	81.8	7:07.269		
6	1:14.857	25.269	24.454	25.134	80.4	7:57.469	6	1:14.197	25.299	24.242	24.656	81.1	8:21.466		
7	1:14.931	25.411	24.486	25.034	80.3	9:12.400	7	1:13.773	25.493	23.938	24.342	81.5	9:35.239		
8	1:14.684	25.216	24.337	25.131	80.5	10:27.084	8	1:14.902	25.371	24.355	25.176	80.3	10:50.141		
9	1:14.652	25.394	24.374	24.884	80.6	11:41.736	9	1:10.708B	24.863	24.717	21.128	85.1	12:00.849		
10	1:15.123	25.407	24.773	24.943	80.1	12:56.859	10	2:38.947	1:49.609	24.317	25.021	37.8	14:39.796		
11	1:14.208	25.091	24.324	24.793	81.1	14:11.067	11	1:15.484	26.381	24.430	24.673	79.7	15:55.280		
12	1:14.731	25.372	24.487	24.872	80.5	15:25.798	12	1:13.215	24.906	24.027	24.282	82.2	17:08.495		
13	1:14.138	<b>25.033</b>	24.298	24.807	81.1	16:39.936	13	1:13.499	25.044	24.224	<b>24.231</b>	81.8	18:21.994		
14	<b>1:13.747</b>	25.034	<b>24.057</b>	<b>24.656</b>	81.6	17:53.683	14	<b>1:12.846</b>	<b>24.558</b>	24.056	24.232	82.6	19:34.840		
15	1:14.809	25.357	24.149	25.303	80.4	19:08.492	15	1:13.244	25.072	<b>23.843</b>	24.329	82.1	20:48.084		
16	1:14.602	25.190	24.450	24.962	80.6	20:23.094									



MOTORLAND ARAGON, SPAIN • 12-14 November 2024



# 160cc MiniGP Final Free Practice 2 - Group C

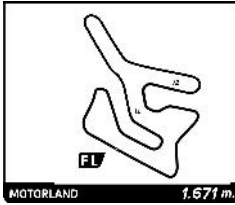
## Sector Analysis

— Invalidated Lap    ■ Personal Best    ■ Session Best    B Crossing the pit lane

Lap	Time	Sector 1	Sector 2	Sector 3	Kph	Elapsed	Lap	Time	Sector 1	Sector 2	Sector 3	Kph	Elapsed
<b>55</b>	<b>Jase DILL</b>												
	MiniCUP USA												
1	1:25.926	34.439	25.539	25.948	70.0	1:25.926							
2	1:15.097	25.758	24.433	24.906	80.1	2:41.023							
3	1:13.716	25.281	24.049	24.386	81.6	3:54.739							
4	1:13.387	25.094	23.935	24.358	82.0	5:08.126							
5	1:12.960	24.791	23.886	24.283	82.5	6:21.086							
6	1:12.579	24.660	23.812	24.107	82.9	7:33.665							
7	1:12.418	24.648	23.674	24.096	83.1	8:46.083							
8	1:12.228	24.489	23.658	24.081	83.3	9:58.311							
9	1:12.384	24.501	23.718	24.165	83.1	11:10.695							
10	1:12.299	24.488	23.793	24.018	83.2	12:22.994							
11	1:12.132	24.560	23.634	<b>23.938</b>	83.4	13:35.126							
12	1:12.578	24.337	23.916	24.325	82.9	14:47.704							
13	1:12.329	24.391	23.728	24.210	83.2	16:00.033							
14	1:12.561	24.447	23.650	24.464	82.9	17:12.594							
15	1:12.730	25.368	<b>23.349</b>	24.013	82.7	18:25.324							
16	1:12.078	24.439	23.620	24.019	83.5	19:37.402							
17	<b>1:11.882</b>	<b>24.102</b>	23.736	24.044	83.7	20:49.284							

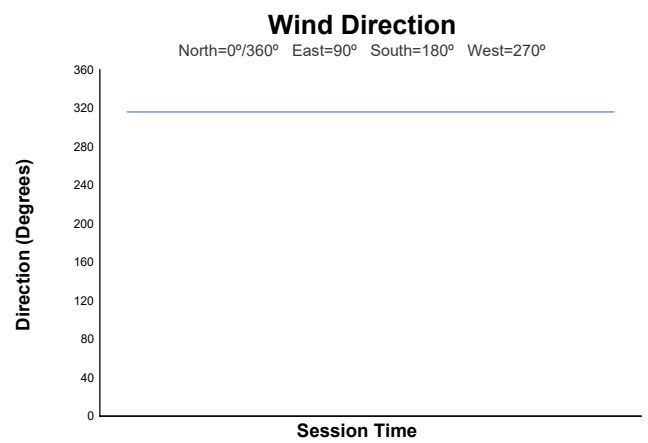
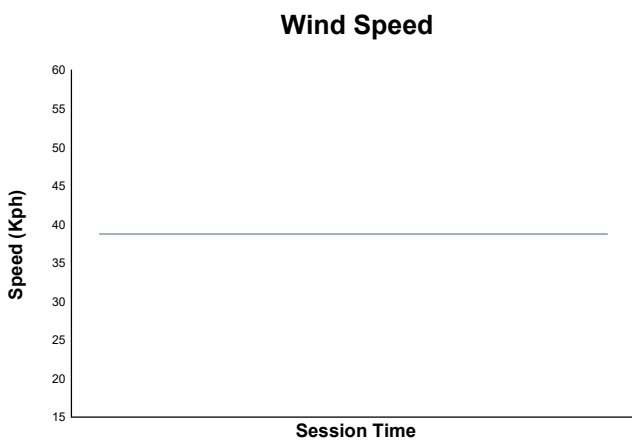
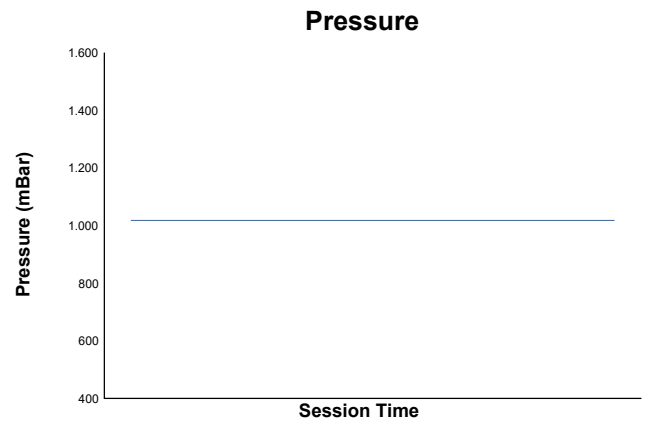
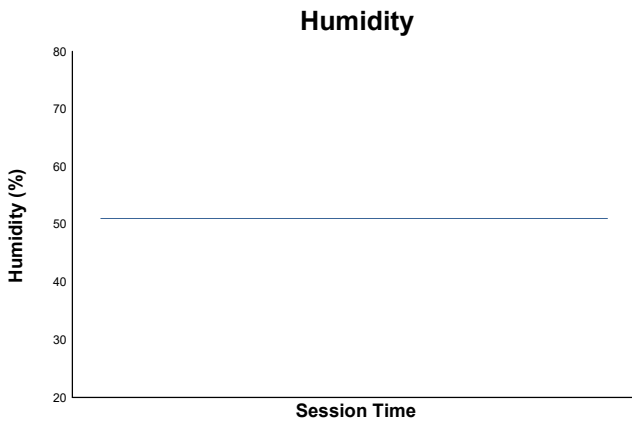
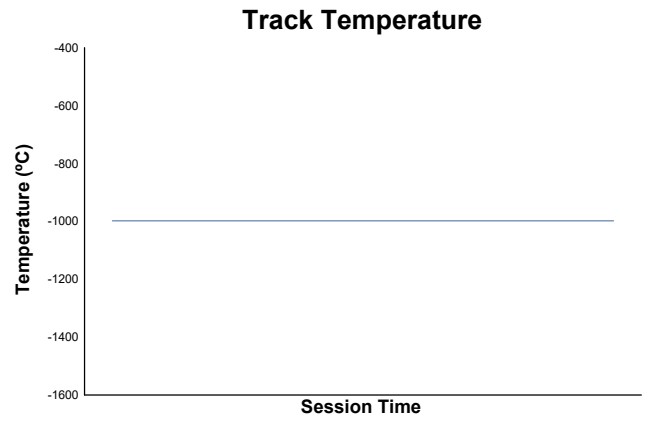
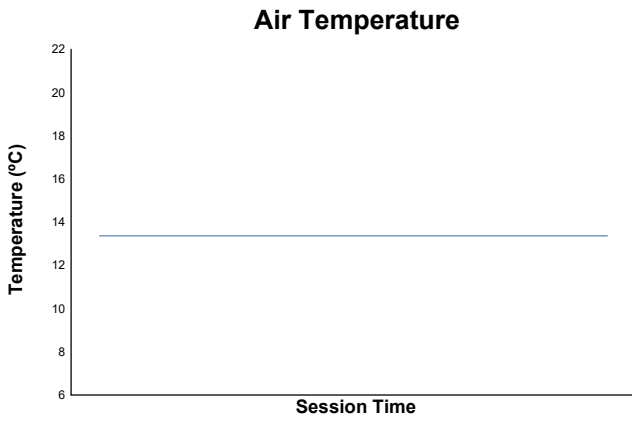


MOTORLAND ARAGON, SPAIN • 12-14 November 2024



# MiniGP Final

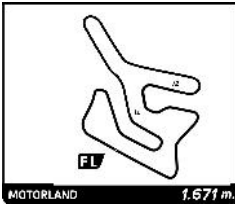
160cc  
Free Practice 2 - Group C  
Weather Report



Track Status: **DRY**



MOTORLAND ARAGON, SPAIN • 12-14 November 2024



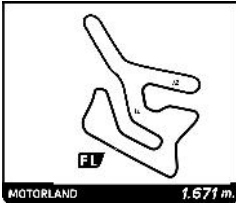
# 160cc MiniGP Final Combined 2 Session Classification

No	Rider	Nat	Team	Cl.	FP2-A	FP2-B	FP2-C	Time	Gap
1	37 Diego GONZÁLEZ	VEN	MiniGP Latin America				1:11.019	1:11.019	
2	33 Maicol COLAZZO	ITA	MiniGP Italy			1:11.309		1:11.309	0.290 0.290
3	51 Shengbo SUN	CHN	MiniGP Spain		1:11.397			1:11.397	0.378 0.088
4	41 Airel MARZUKI	MYS	MiniGP Malaysia			1:11.398		1:11.398	0.379 0.001
5	24 Leandre MARTINEZ	FRA	MiniGP France			1:11.480		1:11.480	0.461 0.082
6	13 Thorley TREVORROW	GBR	MiniGP Austria			1:11.581		1:11.581	0.562 0.101
7	35 Hayato CHISHIKI	JPN	MiniGP Japan			1:11.681		1:11.681	0.662 0.100
8	22 Olaf KOZLOWSKI	POL	MiniGP Czech Republic			1:11.739		1:11.739	0.720 0.058
9	39 Nguyen VIET TUAN	VNM	MiniGP Malaysia				1:11.797	1:11.797	0.778 0.058
10	11 Judd PLAISTED	AUS	MiniGP Australia			1:11.833		1:11.833	0.814 0.036
11	55 Jase DILL	USA	MiniCUP USA				1:11.882	1:11.882	0.863 0.049
12	42 Casper PENNINGNS	NLD	MiniGP Netherlands		1:11.928			1:11.928	0.909 0.046
13	36 Waku KUNITATE	JPN	MiniGP Japan				1:11.963	1:11.963	0.944 0.035
14	52 Jose Luis CAGIGAS	ESP	MiniGP Spain				1:11.969	1:11.969	0.950 0.006
15	12 Chaz WILLIAMS	AUS	MiniGP Australia		1:12.051			1:12.051	1.032 0.082
16	34 Daniel PUTORTÍ	ITA	MiniGP Italy				1:12.531	1:12.531	1.512 0.480
17	53 Tyler HUMPHRIES	GBR	MiniGP UK		1:12.677			1:12.677	1.658 0.146
18	28 Kenzie AKBAR	IDN	MiniGP Indonesia				1:12.710	1:12.710	1.691 0.033
19	19 Huang TINGNUO	CHN	MiniGP China		1:12.724			1:12.724	1.705 0.014
20	23 Simon KUCERIK	CZE	MiniGP Czech Republic		1:12.802			1:12.802	1.783 0.078
21	54 Wilson DILKS	GBR	MiniGP UK				1:12.846	1:12.846	1.827 0.044
22	25 Miro MASSON	BEL	MiniGP France		1:13.185			1:13.185	2.166 0.339
23	15 Dominykas RAZMISLAVICIUS	LTU	MiniGP Baltic			1:13.219		1:13.219	2.200 0.034
24	21 Liu SHANXU	CHN	MiniGP China			1:13.329		1:13.329	2.310 0.110
25	14 Márk MOHAI	HUN	MiniGP Austria		1:13.586			1:13.586	2.567 0.257
26	29 Arkana ARDIN	IDN	MiniGP Indonesia			1:13.623		1:13.623	2.604 0.037
27	46 Tomás SANTOS	PRT	MiniGP Portugal				1:13.747	1:13.747	2.728 0.124
28	27 Fillin LORENZ	DEU	MiniGP Germany			1:13.963		1:13.963	2.944 0.216
29	17 Lincoln SCOTT	CAN	MiniGP Canada			1:14.447		1:14.447	3.428 0.484
30	47 Alexandre CABÁ	PRT	MiniGP Portugal		1:14.570			1:14.570	3.551 0.123
31	32 Jack HAMILTON	IRL	MiniGP Ireland				1:14.662	1:14.662	3.643 0.092
32	44 Kenzo ABADILLA	PHL	MiniGP Philippines		1:14.695			1:14.695	3.676 0.033
33	43 Douwe DOUMA	NLD	MiniGP Netherlands				1:14.706	1:14.706	3.687 0.011
34	16 Timurs SCICKO	LVA	MiniGP Baltic		1:14.896			1:14.896	3.877 0.190
35	26 Ole SÄUBERLICH	DEU	MiniGP Germany				1:14.938	1:14.938	3.919 0.042
36	31 Alfie FLYYN	IRL	MiniGP Ireland			1:15.599		1:15.599	4.580 0.661
37	38 Lyam RIOS	COL	MiniGP Latin America			1:15.669		1:15.669	4.650 0.070
38	48 Jake FRANKLIN	GBR	MiniGP Qatar		1:15.762			1:15.762	4.743 0.093
39	56 Connor RAYMOND	USA	MiniCUP USA		1:16.071			1:16.071	5.052 0.309
40	18 Jäger STOCKILL	CAN	MiniGP Canada		1:16.359			1:16.359	5.340 0.288
41	49 Riley ROBINSON	GBR	MiniGP Qatar				1:16.529	1:16.529	5.510 0.170

Race Director:	Timekeeper: Alberto Estébanez	
----------------	----------------------------------	--



MOTORLAND ARAGON, SPAIN • 12-14 November 2024



# 160cc MiniGP Final Free Practice 3 - Group A

## Classification

No	Rider	Nat	Team	Bike	Tires	Cl.	Time	Lap Total	Gap	Kph
1	51 Shengbo SUN	CHN	MiniGP Spain	OHVALE	P		<b>1:10.642</b>	13 13	- -	<b>85.2</b>
2	42 Casper PENNING	NLD	MiniGP Netherlands	OHVALE	P		<b>1:10.962</b>	7 13	+0.320 +0.320	<b>84.8</b>
3	53 Tyler HUMPHRIES	GBR	MiniGP UK	OHVALE	P		<b>1:11.610</b>	6 13	+0.968 +0.648	<b>84.0</b>
4	23 Simon KUCERIK	CZE	MiniGP Czech Republic	OHVALE	P		<b>1:11.736</b>	13 13	+1.094 +0.126	<b>83.9</b>
5	25 Miro MASSON	BEL	MiniGP France	OHVALE	P		<b>1:11.837</b>	9 12	+1.195 +0.101	<b>83.7</b>
6	12 Chaz WILLIAMS	AUS	MiniGP Australia	OHVALE	P		<b>1:12.022</b>	12 12	+1.380 +0.185	<b>83.5</b>
7	19 Huang TINGNUO	CHN	MiniGP China	OHVALE	P		<b>1:12.056</b>	7 12	+1.414 +0.034	<b>83.5</b>
8	14 Márk MOHAI	HUN	MiniGP Austria	OHVALE	P		<b>1:12.706</b>	5 13	+2.064 +0.650	<b>82.7</b>
9	16 Timurs SCICKO	LVA	MiniGP Baltic	OHVALE	P		<b>1:13.317</b>	8 13	+2.675 +0.611	<b>82.0</b>
10	44 Kenzo ABADILLA	PHL	MiniGP Philippines	OHVALE	P		<b>1:13.398</b>	5 13	+2.756 +0.081	<b>82.0</b>
11	47 Alexandre CABÁ	PRT	MiniGP Portugal	OHVALE	P		<b>1:13.498</b>	11 11	+2.856 +0.100	<b>81.8</b>
12	56 Connor RAYMOND	USA	MiniCUP USA	OHVALE	P		<b>1:14.689</b>	8 12	+4.047 +1.191	<b>80.5</b>
13	48 Jake FRANKLIN	GBR	MiniGP Qatar	OHVALE	P		<b>1:14.719</b>	6 12	+4.077 +0.030	<b>80.5</b>
14	18 Jäger STOCKILL	CAN	MiniGP Canada	OHVALE	P		<b>1:15.514</b>	8 12	+4.872 +0.795	<b>79.7</b>

<b>Fastest Lap:</b>	Lap 13	Shengbo SUN	<b>1:10.642</b>	85.2 Kph
---------------------	--------	-------------	-----------------	----------

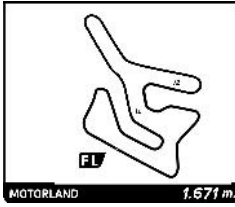
Published at: .....

Track Status: **DRY**

<b>Race Director:</b>	<b>Timekeeper:</b> Alberto Estébanez	
-----------------------	---	--



MOTORLAND ARAGON, SPAIN • 12-14 November 2024



**160cc**  
**MiniGP Final**  
**Free Practice 3 - Group A**

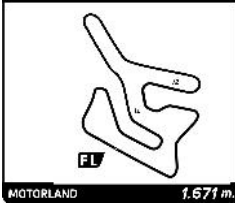
**Best Sector Times**

Pos	Sector 1		Sector 2		Sector 3		Pos	No Rider	Ideal Lap	Best Lap
	No Rider	Time	No Rider	Time	No Rider	Time				
1	51 S.SUN	23.931	51 S.SUN	23.250	51 S.SUN	23.337	1	51 S.SUN	1:10.518	1:10.642 (1)
2	42 C.PENNINGS	24.071	19 H.TINGNUO	23.345	42 C.PENNINGS	23.466	2	42 C.PENNINGS	1:10.962	1:10.962 (2)
3	53 T.HUMPHRIES	24.178	42 C.PENNINGS	23.425	23 S.KUCERIK	23.669	3	53 T.HUMPHRIES	1:11.465	1:11.610 (3)
4	25 M.MASSON	24.291	25 M.MASSON	23.437	53 T.HUMPHRIES	23.791	4	23 S.KUCERIK	1:11.730	1:11.736 (4)
5	12 C.WILLIAMS	24.299	12 C.WILLIAMS	23.475	19 H.TINGNUO	23.882	5	25 M.MASSON	1:11.837	1:11.837 (5)
6	23 S.KUCERIK	24.452	53 T.HUMPHRIES	23.496	14 M.MOHAI	24.083	6	19 H.TINGNUO	1:11.847	1:12.056 (7)
7	14 M.MOHAI	24.523	23 S.KUCERIK	23.609	12 C.WILLIAMS	24.099	7	12 C.WILLIAMS	1:11.873	1:12.022 (6)
8	19 H.TINGNUO	24.620	16 T.SCICKO	23.873	25 M.MASSON	24.109	8	14 M.MOHAI	1:12.605	1:12.706 (8)
9	16 T.SCICKO	24.712	14 M.MOHAI	23.999	47 A.CABÁ	24.254	9	16 T.SCICKO	1:12.953	1:13.317 (9)
10	44 K.ABADILLA	24.815	44 K.ABADILLA	24.018	44 K.ABADILLA	24.343	10	44 K.ABADILLA	1:13.176	1:13.398 (10)
11	47 A.CABÁ	24.897	47 A.CABÁ	24.240	16 T.SCICKO	24.368	11	47 A.CABÁ	1:13.391	1:13.498 (11)
12	56 C.RAYMOND	25.212	48 J.FRANKLIN	24.455	48 J.FRANKLIN	24.847	12	48 J.FRANKLIN	1:14.565	1:14.719 (13)
13	48 J.FRANKLIN	25.263	56 C.RAYMOND	24.488	56 C.RAYMOND	24.989	13	56 C.RAYMOND	1:14.689	1:14.689 (12)
14	18 J.STOCKILL	25.548	18 J.STOCKILL	24.501	18 J.STOCKILL	25.234	14	18 J.STOCKILL	1:15.283	1:15.514 (14)





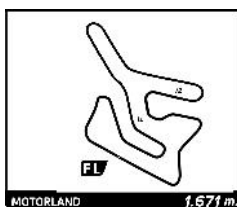
MOTORLAND ARAGON, SPAIN • 12-14 November 2024



# 160cc MiniGP Final Free Practice 3 - Group A

## Fastest Lap Sequence

Elapsed	No Rider	Team	Bike	Class	Time	Kph	Lap
2:35.639	42 Casper PENNING	MiniGP Netherlands	OHVALE		1:12.374	83.1	2
3:47.595	42 Casper PENNING	MiniGP Netherlands	OHVALE		1:11.956	83.6	3
3:49.080	51 Shengbo SUN	MiniGP Spain	OHVALE		1:11.854	83.7	3
4:59.407	42 Casper PENNING	MiniGP Netherlands	OHVALE		1:11.812	83.8	4
6:11.158	42 Casper PENNING	MiniGP Netherlands	OHVALE		1:11.751	83.8	5
6:11.925	51 Shengbo SUN	MiniGP Spain	OHVALE		1:11.031	84.7	5
8:33.844	51 Shengbo SUN	MiniGP Spain	OHVALE		1:10.810	85.0	7
10:55.469	51 Shengbo SUN	MiniGP Spain	OHVALE		1:10.806	85.0	9
12:06.235	51 Shengbo SUN	MiniGP Spain	OHVALE		1:10.766	85.0	10
15:39.081	51 Shengbo SUN	MiniGP Spain	OHVALE		1:10.642	85.2	13



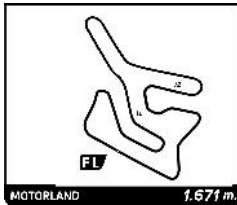
**160cc**  
**MiniGP Final**  
**Free Practice 3 - Group A**  
**Sector Analysis**

— Invalidated Lap   ■ Personal Best   ■ Session Best   **B** Crossing the pit lane

Lap	Time	Sector 1	Sector 2	Sector 3	Kph	Elapsed	Lap	Time	Sector 1	Sector 2	Sector 3	Kph	Elapsed
<b>12</b> <b>Chaz WILLIAMS</b> AUS MiniGP Australia OHVALE							8	<span style="background-color: green;">1:15.514</span>	<span style="background-color: green;">25.548</span>	24.535	25.431	79.7	10:19.490
1	1:25.730	35.775	24.379	25.576	70.2	1:25.730	9	1:15.970	25.836	24.652	25.482	79.2	11:35.460
2	1:13.547	25.017	24.096	24.434	81.8	2:39.277	10	1:15.819	25.693	24.681	25.445	79.3	12:51.279
3	1:12.998	24.854	23.760	24.384	82.4	3:52.275	11	1:15.655	25.708	<span style="background-color: green;">24.501</span>	25.446	79.5	14:06.934
4	1:37.754	49.140	24.126	24.488	61.5	5:30.029	12	1:16.461	25.807	24.700	25.954	78.7	15:23.395
5	1:12.894	24.817	23.794	24.283	82.5	6:42.923							
6	1:12.942	24.643	23.720	24.579	82.5	7:55.865							
7	1:13.828	25.265	24.058	24.505	81.5	9:09.693							
8	1:12.407	24.568	23.573	24.266	83.1	10:22.100							
9	1:12.998	24.598	23.658	24.742	82.4	11:35.098							
10	1:12.513	24.575	23.594	24.344	83.0	12:47.611							
11	1:12.051	24.477	<span style="background-color: green;">23.475</span>	<span style="background-color: green;">24.099</span>	83.5	13:59.662							
12	<span style="background-color: green;">1:12.022</span>	<span style="background-color: green;">24.299</span>	23.568	24.155	83.5	15:11.684							
<b>14</b> <b>Márk MOHAI</b> HUN MiniGP Austria OHVALE													
1	1:23.276	33.387	24.890	24.999	72.2	1:23.276							
2	1:13.988	25.088	24.401	24.499	81.3	2:37.264							
3	1:13.624	24.988	24.401	24.235	81.7	3:50.888							
4	1:12.850	24.677	24.078	24.095	82.6	5:03.738							
5	<span style="background-color: green;">1:12.706</span>	<span style="background-color: green;">24.523</span>	24.040	24.143	82.7	6:16.444							
6	1:12.838	24.699	24.019	24.120	82.6	7:29.282							
7	1:13.018	24.655	24.040	24.323	82.4	8:42.300							
8	1:13.025	24.667	24.074	24.284	82.4	9:55.325							
9	1:12.966	24.707	<span style="background-color: green;">23.999</span>	24.260	82.4	11:08.291							
10	1:13.245	24.760	24.244	24.241	82.1	12:21.536							
11	1:13.170	24.605	24.380	24.185	82.2	13:34.706							
12	1:12.953	24.729	24.112	24.112	82.5	14:47.659							
13	1:12.895	24.780	24.032	<span style="background-color: green;">24.083</span>	82.5	16:00.554							
<b>16</b> <b>Timurs SCICKO</b> LVA MiniGP Baltic OHVALE													
1	1:24.843	33.638	25.318	25.887	70.9	1:24.843							
2	1:15.287	25.791	24.628	24.868	79.9	2:40.130							
3	1:14.715	25.012	24.642	25.061	80.5	3:54.845							
4	1:14.437	25.548	24.224	24.665	80.8	5:09.282							
5	1:13.517	24.962	24.020	24.535	81.8	6:22.799							
6	1:13.483	24.921	24.021	24.541	81.9	7:36.282							
7	1:13.333	24.992	23.973	<span style="background-color: green;">24.368</span>	82.0	8:49.615							
8	<span style="background-color: green;">1:13.317</span>	24.964	<span style="background-color: green;">23.873</span>	24.480	82.0	10:02.932							
9	1:13.523	24.964	23.919	24.640	81.8	11:16.455							
10	1:15.598	25.433	25.345	24.820	79.6	12:32.053							
11	1:13.378	24.924	24.020	24.434	82.0	13:45.431							
12	1:13.557	24.868	24.084	24.605	81.8	14:58.988							
13	1:13.334	<span style="background-color: green;">24.712</span>	23.965	24.657	82.0	16:12.322							
<b>18</b> <b>Jäger STOCKILL</b> CAN MiniGP Canada OHVALE													
1	1:26.267	34.485	25.546	26.236	69.7	1:26.267							
2	1:16.957	26.370	24.903	25.684	78.2	2:43.224							
3	1:16.266	25.891	24.867	25.508	78.9	3:59.490							
4	1:15.838	25.957	24.647	<span style="background-color: green;">25.234</span>	79.3	5:15.328							
5	1:16.424	26.026	24.829	25.569	78.7	6:31.752							
6	1:16.297	26.028	24.963	25.306	78.8	7:48.049							
7	1:15.927	25.919	24.650	25.358	79.2	9:03.976							
							<b>19</b> <b>Huang TINGNUO</b> CHN MiniGP China OHVALE						
1	1:26.932	36.626	24.886	25.420	69.2	1:26.932							
2	1:13.197B	26.398	24.651	22.148	82.2	2:40.129							
3	1:47.871	59.602	23.704	24.565	55.8	4:28.000							
4	1:13.188	25.316	23.625	24.247	82.2	5:41.188							
5	1:12.212	24.821	23.509	<span style="background-color: green;">23.882</span>	83.3	6:53.400							
6	1:12.185	24.849	<span style="background-color: green;">23.345</span>	23.991	83.3	8:05.585							
7	<span style="background-color: green;">1:12.056</span>	<span style="background-color: green;">24.620</span>	23.402	24.034	83.5	9:17.641							
8	1:13.650	25.563	23.874	24.213	81.7	10:31.291							
9	1:12.526	24.790	23.571	24.165	82.9	11:43.817							
10	1:12.672	24.741	23.661	24.270	82.8	12:56.489							
11	1:12.476	24.858	23.482	24.136	83.0	14:08.965							
12	1:12.453	24.673	23.564	24.216	83.0	15:21.418							
							<b>23</b> <b>Simon KUCERIK</b> CZE MiniGP Czech Republic OHVALE						
1	1:23.961	33.183	25.482	25.296	71.6	1:23.961							
2	1:13.520	25.126	24.307	24.087	81.8	2:37.481							
3	1:13.090	25.076	23.920	24.094	82.3	3:50.571							
4	1:12.348	24.654	23.791	23.903	83.1	5:02.919							
5	1:12.330	24.544	23.701	24.085	83.2	6:15.249							
6	1:12.316	24.594	23.716	24.006	83.2	7:27.565							
7	1:12.187	24.597	23.770	23.820	83.3	8:39.752							
8	1:12.397	24.541	23.839	24.017	83.1	9:52.149							
9	1:12.371	24.565	23.785	24.021	83.1	11:04.520							
10	1:12.062	24.523	23.623	23.916	83.5	12:16.582							
11	1:12.177	24.531	23.670	23.976	83.3	13:28.759							
12	1:12.163	24.584	<span style="background-color: green;">23.609</span>	23.970	83.4	14:40.922							
13	<span style="background-color: green;">1:11.736</span>	<span style="background-color: green;">24.452</span>	23.615	<span style="background-color: green;">23.669</span>	83.9	15:52.658							
							<b>25</b> <b>Miro MASSON</b> BEL MiniGP France OHVALE						
1	1:26.148	35.881	24.633	25.634	69.8	1:26.148							
2	1:14.144	25.272	24.079	24.793	81.1	2:40.292							
3	1:13.532	25.013	23.950	24.569	81.8	3:53.824							
4	1:13.432	24.909	23.970	24.553	81.9	5:07.256							
5	1:12.677	24.690	23.591	24.396	82.8	6:19.933							
6	1:12.355	24.583	23.487	24.285	83.1	7:32.288							
7	1:12.122	24.465	23.481	24.176	83.4	8:44.410							
8	1:12.750	24.614	23.830	24.306	82.7	9:57.160							
9	<span style="background-color: green;">1:11.837</span>	<span style="background-color: green;">24.291</span>	<span style="background-color: green;">23.437</span>	<span style="background-color: green;">24.109</span>	83.7	11:08.997							
10	1:12.166	24.330	23.602	24.234	83.4	12:21.163							
11	1:10.353B	25.220	24.262	20.871	85.5	13:31.516							
12	1:46.251	57.450	24.110	24.691	56.6	15:17.767							
							<b>42</b> <b>Casper PENNINGS</b> NLD MiniGP Netherlands OHVALE						
1	1:23.265	34.742	23.955	24.568	72.2	1:23.265							
2	1:12.374	24.487	23.599	24.288	83.1	2:35.639							
3	1:11.956	24.530	23.621	23.805	83.6	3:47.595							



MOTORLAND ARAGON, SPAIN • 12-14 November 2024



# 160cc MiniGP Final

## Free Practice 3 - Group A

### Sector Analysis

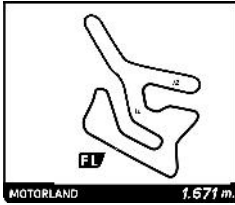
— Invalidated Lap    ■ Personal Best    ■ Session Best    B Crossing the pit lane

Lap	Time	Sector 1	Sector 2	Sector 3	Kph	Elapsed
4	1:11.812	24.542	23.520	23.750	83.8	4:59.407
5	1:11.751	24.412	23.561	23.778	83.8	6:11.158
6	1:12.110	24.788	23.812	23.510	83.4	7:23.268
7	1:10.962	24.071	23.425	23.466	84.8	8:34.230
8	1:31.281	43.518	24.026	23.737	65.9	10:05.511
9	1:11.528	24.363	23.564	23.601	84.1	11:17.039
10	1:14.156	25.198	24.671	24.287	81.1	12:31.195
11	1:12.306	24.692	23.682	23.932	83.2	13:43.501
12	1:11.678	24.430	23.571	23.677	83.9	14:55.179
13	1:11.552	24.350	23.528	23.674	84.1	16:06.731
<b>44</b>	<b>Kenzo ABADILLA</b>					
	MiniGP Philippines					
1	1:24.964	35.040	24.662	25.262	70.8	1:24.964
2	1:14.859	25.465	24.697	24.697	80.4	2:39.823
3	1:14.020	25.000	24.186	24.834	81.3	3:53.843
4	1:14.000	25.262	24.076	24.662	81.3	5:07.843
5	1:13.398	24.815	24.018	24.565	82.0	6:21.241
6	1:13.541	24.921	24.277	24.343	81.8	7:34.782
7	1:13.513	24.854	24.198	24.461	81.8	8:48.295
8	1:13.761	25.122	24.193	24.446	81.6	10:02.056
9	1:14.283	25.257	24.166	24.860	81.0	11:16.339
10	1:14.118	25.172	24.335	24.611	81.2	12:30.457
11	1:14.455	25.330	24.471	24.654	80.8	13:44.912
12	1:13.528	24.870	24.120	24.538	81.8	14:58.440
13	1:14.128	24.949	24.507	24.672	81.2	16:12.568
<b>47</b>	<b>Alexandre CABÁ</b>					
	MiniGP Portugal					
1	1:28.657	37.430	25.200	26.027	67.9	1:28.657
2	1:15.110	25.316	24.531	25.263	80.1	2:43.767
3	1:15.326	25.711	24.699	24.916	79.9	3:59.093
4	1:14.481	25.367	24.515	24.599	80.8	5:13.574
5	1:14.936	25.466	24.822	24.648	80.3	6:28.510
6	1:14.664	25.429	24.659	24.576	80.6	7:43.174
7	1:14.406	25.262	24.515	24.629	80.8	8:57.580
8	1:13.914	25.181	24.281	24.452	81.4	10:11.494
9	1:12.303	25.660	25.130	21.513	83.2	11:23.797
10	2:23.689	1:35.053	24.382	24.254	41.9	13:47.486
11	1:13.498	24.897	24.240	24.361	81.8	15:00.984
<b>48</b>	<b>Jake FRANKLIN</b>					
	MiniGP Qatar					
1	1:26.560	35.671	25.205	25.684	69.5	1:26.560
2	1:16.762	26.329	24.790	25.643	78.4	2:43.322
3	1:16.247	25.991	24.805	25.451	78.9	3:59.569
4	1:15.867	26.113	24.852	24.902	79.3	5:15.436
5	1:15.499	25.654	24.632	25.213	79.7	6:30.935
6	1:14.719	25.362	24.510	24.847	80.5	7:45.654
7	1:15.244	25.523	24.632	25.089	79.9	9:00.898
8	1:14.936	25.475	24.455	25.006	80.3	10:15.834
9	1:15.128	25.425	24.727	24.976	80.1	11:30.962
10	1:15.073	25.303	24.779	24.991	80.1	12:46.035
11	1:14.899	25.440	24.579	24.880	80.3	14:00.934
12	1:14.954	25.263	24.660	25.031	80.3	15:15.888

Lap	Time	Sector 1	Sector 2	Sector 3	Kph	Elapsed
<b>51</b>	<b>Shengbo SUN</b>					
	MiniGP Spain					
1	1:24.758	34.621	24.816	25.321	71.0	1:24.758
2	1:12.468	24.571	23.782	24.115	83.0	2:37.226
3	1:11.854	24.405	23.810	23.639	83.7	3:49.080
4	1:11.814	24.696	23.553	23.565	83.8	5:00.894
5	1:11.031	24.221	23.337	23.473	84.7	6:11.925
6	1:11.109	24.139	23.360	23.610	84.6	7:23.034
7	1:10.810	24.006	23.401	23.403	85.0	8:33.844
8	1:10.819	23.931	23.385	23.503	84.9	9:44.663
9	1:10.806	23.982	23.250	23.574	85.0	10:55.469
10	1:10.766	23.961	23.279	23.526	85.0	12:06.235
11	1:11.249	24.197	23.454	23.598	84.4	13:17.484
12	1:10.955	24.076	23.405	23.474	84.8	14:28.439
13	1:10.642	23.981	23.324	23.337	85.2	15:39.081
<b>53</b>	<b>Tyler HUMPHRIES</b>					
	MiniGP UK					
1	1:22.231	32.878	24.455	24.898	73.2	1:22.231
2	1:13.749	24.915	24.015	24.819	81.6	2:35.980
3	1:12.430	24.539	23.586	24.305	83.1	3:48.410
4	1:12.187	24.541	23.598	24.048	83.3	5:00.597
5	1:11.791	24.350	23.650	23.791	83.8	6:12.388
6	1:11.610	24.225	23.496	23.889	84.0	7:23.998
7	1:11.710	24.178	23.571	23.961	83.9	8:35.708
8	1:12.155	24.497	23.699	23.959	83.4	9:47.863
9	1:12.250	24.412	23.690	24.148	83.3	11:00.113
10	1:12.588	24.682	23.578	24.328	82.9	12:12.701
11	1:12.425	24.635	23.705	24.085	83.1	13:25.126
12	1:12.142	24.470	23.633	24.039	83.4	14:37.268
13	1:12.248	24.554	23.640	24.054	83.3	15:49.516
<b>56</b>	<b>Connor RAYMOND</b>					
	MiniCUP USA					
1	1:28.763	36.875	25.649	26.239	67.8	1:28.763
2	1:16.545	26.064	24.922	25.559	78.6	2:45.308
3	1:16.023	25.813	24.866	25.344	79.1	4:01.331
4	1:15.483	25.644	24.735	25.104	79.7	5:16.814
5	1:15.172	25.355	24.574	25.243	80.0	6:31.986
6	1:15.352	25.684	24.623	25.045	79.8	7:47.338
7	1:15.011	25.351	24.582	25.078	80.2	9:02.349
8	1:14.689	25.212	24.488	24.989	80.5	10:17.038
9	1:14.999	25.393	24.609	24.997	80.2	11:32.037
10	1:15.628	25.485	24.819	25.324	79.5	12:47.665
11	1:14.990	25.427	24.558	25.005	80.2	14:02.655
12	1:15.143	25.404	24.671	25.068	80.1	15:17.798

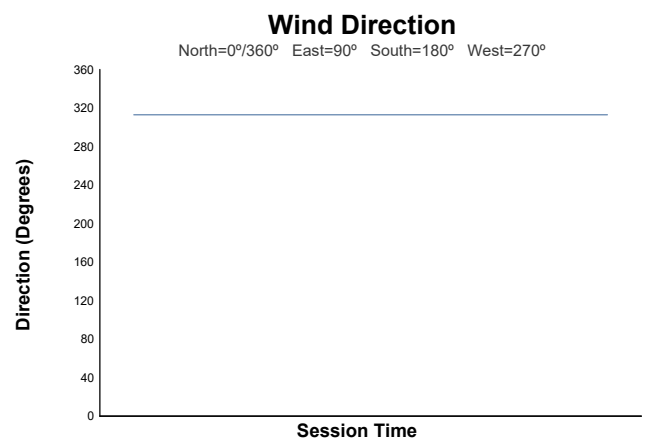
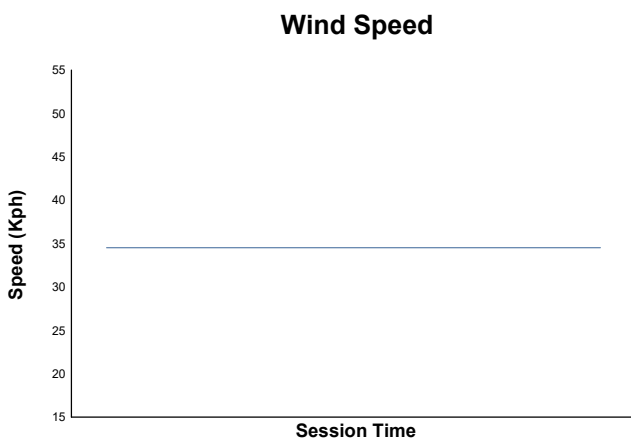
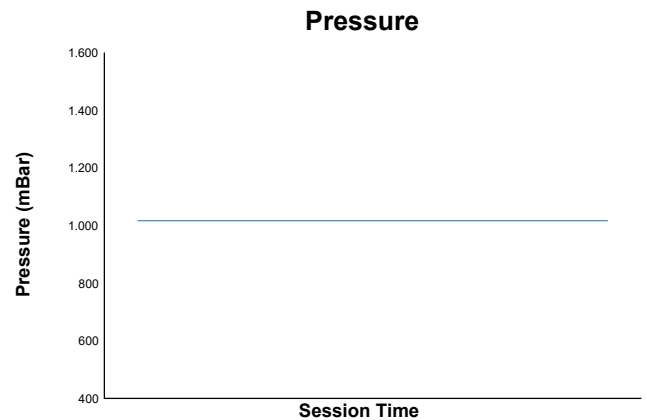
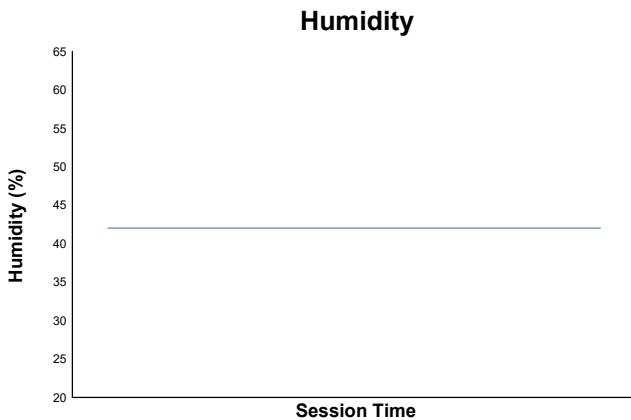
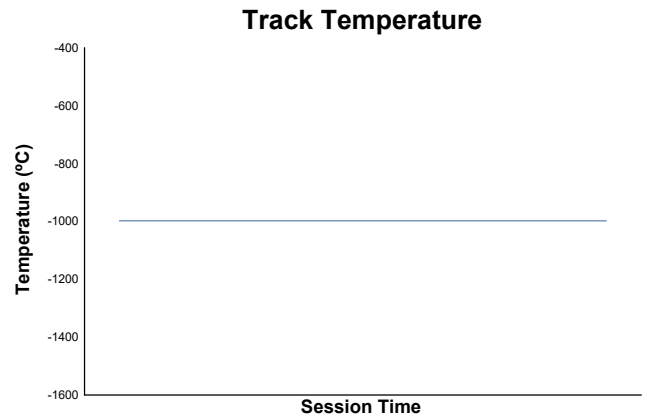
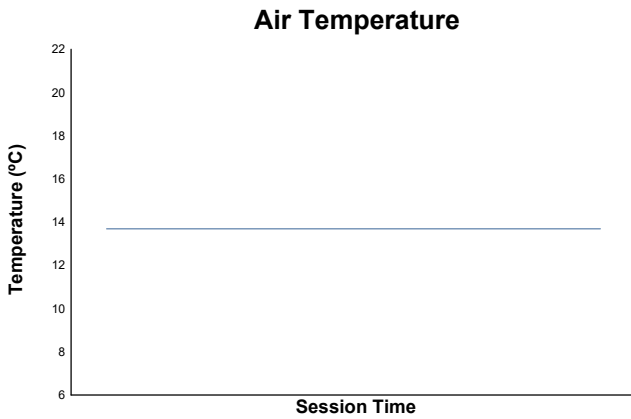


MOTORLAND ARAGON, SPAIN • 12-14 November 2024



# MiniGP Final

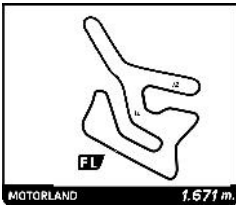
160cc  
Free Practice 3 - Group A  
Weather Report



Track Status: **DRY**



MOTORLAND ARAGON, SPAIN • 12-14 November 2024



# 160cc MiniGP Final Free Practice 3 - Group B

## Classification

No	Rider	Nat	Team	Bike	Tires	Cl.	Time	Lap Total	Gap	Kph
1	24 Leandre MARTINEZ	FRA	MiniGP France	OHVALE	P		1:10.891	5 12	- -	84.9
2	33 Maicol COLAZZO	ITA	MiniGP Italy	OHVALE	P		1:11.034	9 12	+0.143 +0.143	84.7
3	13 Thorley TREVORROW	GBR	MiniGP Austria	OHVALE	P		1:11.167	10 12	+0.276 +0.133	84.5
4	41 Airel MARZUKI	MYS	MiniGP Malaysia	OHVALE	P		1:11.268	11 12	+0.377 +0.101	84.4
5	22 Olaf KOZLOWSKI	POL	MiniGP Czech Republic	OHVALE	P		1:11.322	9 13	+0.431 +0.054	84.3
6	11 Judd PLAISTED	AUS	MiniGP Australia	OHVALE	P		1:11.329	11 13	+0.438 +0.007	84.3
7	35 Hayato CHISHIKI	JPN	MiniGP Japan	OHVALE	P		1:11.341	13 13	+0.450 +0.012	84.3
8	29 Arkana ARDIN	IDN	MiniGP Indonesia	OHVALE	P		1:11.650	8 12	+0.759 +0.309	84.0
9	21 Liu SHANXU	CHN	MiniGP China	OHVALE	P		1:12.400	13 13	+1.509 +0.750	83.1
10	27 Fillin LORENZ	DEU	MiniGP Germany	OHVALE	P		1:12.570	5 9	+1.679 +0.170	82.9
11	15 Dominykas RAZMISLAVICIUS	LTU	MiniGP Baltic	OHVALE	P		1:12.659	12 12	+1.768 +0.089	82.8
12	17 Lincoln SCOTT	CAN	MiniGP Canada	OHVALE	P		1:12.716	6 12	+1.825 +0.057	82.7
13	31 Alfie FLYYN	IRL	MiniGP Ireland	OHVALE	P		1:13.985	5 12	+3.094 +1.269	81.3
14	38 Lyam RIOS	COL	MiniGP Latin America	OHVALE	P		1:14.293	10 12	+3.402 +0.308	81.0

<b>Fastest Lap:</b>	Lap 5	Leandre MARTINEZ	1:10.891	84.9 Kph
---------------------	-------	------------------	----------	----------

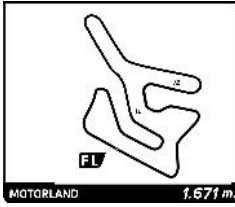
Published at: .....

Track Status: **DRY**

<b>Race Director:</b>	<b>Timekeeper:</b> Alberto Estébanez	
-----------------------	---	--



MOTORLAND ARAGON, SPAIN • 12-14 November 2024



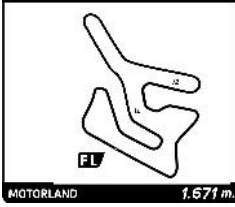
# 160cc MiniGP Final Free Practice 3 - Group B

## Best Sector Times

Pos	Sector 1		Sector 2		Sector 3		Pos	No Rider	Ideal Lap	Best Lap	
	No Rider	Time	No Rider	Time	No Rider	Time					
1	24 L.MARTINEZ	23.904	24 L.MARTINEZ	23.131	11 J.PLAISTED	23.375	1	24 L.MARTINEZ	1:10.705	1:10.891	(1)
2	13 T.TREVORROW	24.128	33 M.COLAZZO	23.207	33 M.COLAZZO	23.563	2	33 M.COLAZZO	1:10.975	1:11.034	(2)
3	41 A.MARZUKI	24.132	41 A.MARZUKI	23.293	35 H.CHISHIKI	23.616	3	13 T.TREVORROW	1:11.167	1:11.167	(3)
4	29 A.ARDIN	24.204	13 T.TREVORROW	23.342	22 O.KOZLOWSKI	23.660	4	41 A.MARZUKI	1:11.206	1:11.268	(4)
5	33 M.COLAZZO	24.205	22 O.KOZLOWSKI	23.387	24 L.MARTINEZ	23.670	5	11 J.PLAISTED	1:11.216	1:11.329	(6)
6	22 O.KOZLOWSKI	24.231	35 H.CHISHIKI	23.411	13 T.TREVORROW	23.697	6	22 O.KOZLOWSKI	1:11.278	1:11.322	(5)
7	11 J.PLAISTED	24.240	29 A.ARDIN	23.493	41 A.MARZUKI	23.781	7	35 H.CHISHIKI	1:11.294	1:11.341	(7)
8	35 H.CHISHIKI	24.267	11 J.PLAISTED	23.601	29 A.ARDIN	23.931	8	29 A.ARDIN	1:11.628	1:11.650	(8)
9	17 L.SCOTT	24.500	21 L.SHANXU	23.683	21 L.SHANXU	23.974	9	21 L.SHANXU	1:12.173	1:12.400	(9)
10	21 L.SHANXU	24.516	15 D.RAZMISLAVICIUS	23.712	15 D.RAZMISLAVICIUS	24.078	10	15 D.RAZMISLAVICIUS	1:12.443	1:12.659	(11)
11	27 F.LORENZ	24.526	27 F.LORENZ	23.793	27 F.LORENZ	24.173	11	27 F.LORENZ	1:12.492	1:12.570	(10)
12	15 D.RAZMISLAVICIUS	24.653	17 L.SCOTT	23.995	17 L.SCOTT	24.221	12	17 L.SCOTT	1:12.716	1:12.716	(12)
13	31 A.FLYYN	24.978	38 L.RIOS	24.176	38 L.RIOS	24.646	13	31 A.FLYYN	1:13.931	1:13.985	(13)
14	38 L.RIOS	25.301	31 A.FLYYN	24.208	31 A.FLYYN	24.745	14	38 L.RIOS	1:14.123	1:14.293	(14)



MOTORLAND ARAGON, SPAIN • 12-14 November 2024



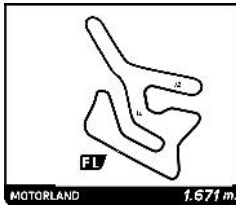
# 160cc MiniGP Final Free Practice 3 - Group B

## Fastest Lap Sequence

Elapsed	No Rider	Team	Bike	Class	Time	Kph	Lap
2:34.924	13 Thorley TREVORROW	MiniGP Austria	OHVALE		1:12.750	82.7	2
2:44.178	33 Maicol COLAZZO	MiniGP Italy	OHVALE		1:11.783	83.8	2
3:04.227	24 Leandre MARTINEZ	MiniGP France	OHVALE		1:11.750	83.8	2
4:15.172	24 Leandre MARTINEZ	MiniGP France	OHVALE		1:10.945	84.8	3
6:37.323	24 Leandre MARTINEZ	MiniGP France	OHVALE		1:10.891	84.9	5



MOTORLAND ARAGON, SPAIN • 12-14 November 2024



# 160cc MiniGP Final Free Practice 3 - Group B

## Sector Analysis

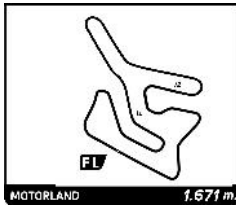
— Invalidated Lap    ■ Personal Best    ■ Session Best    B Crossing the pit lane

Lap	Time	Sector 1	Sector 2	Sector 3	Kph	Elapsed	Lap	Time	Sector 1	Sector 2	Sector 3	Kph	Elapsed	
<b>11</b>	<b>Judd PLAISTED</b> AUS							9	1:09.184 <b>B</b>	24.791	24.036	20.357	87.0	11:10.156
	MiniGP Australia OHVALE							10	1:54.990	1:06.156	24.287	24.547	52.3	13:05.146
1	1:25.999	35.287	25.044	25.668	69.9	1:25.999	11	1:13.437	24.758	24.206	24.473	81.9	14:18.583	
2	1:13.811	24.845	24.019	24.947	81.5	2:39.810	12	1:13.650	24.921	24.248	24.481	81.7	15:32.233	
3	1:12.949	25.407	23.892	23.650	82.5	3:52.759								
4	1:12.112	24.319	23.780	24.013	83.4	5:04.871								
5	1:11.719	24.328	23.750	23.641	83.9	6:16.590								
6	1:11.529	<b>24.240</b>	23.731	23.558	84.1	7:28.119								
7	1:11.767	24.302	23.798	23.667	83.8	8:39.886								
8	1:11.608	24.299	23.725	23.584	84.0	9:51.494								
9	1:15.188	26.250	24.957	23.981	80.0	11:06.682								
10	1:11.637	24.380	23.652	23.605	84.0	12:18.319								
11	<b>1:11.329</b>	24.353	<b>23.601</b>	<b>23.375</b>	84.3	13:29.648								
12	1:14.180	25.928	24.296	23.956	81.1	14:43.828								
13	1:11.982	24.593	23.729	23.660	83.6	15:55.810								
<b>13</b>	<b>Thorley TREVORROW</b> GBR													
	MiniGP Austria OHVALE													
1	1:22.174	33.416	24.339	24.419	73.2	1:22.174								
2	1:12.750	24.819	23.683	24.248	82.7	2:34.924								
3	1:12.082	24.503	23.566	24.013	83.5	3:47.006								
4	1:11.647	24.270	23.367	24.010	84.0	4:58.653								
5	1:11.705	24.253	23.520	23.932	83.9	6:10.358								
6	1:11.686	24.271	23.512	23.903	83.9	7:22.044								
7	1:11.699	24.269	23.629	23.801	83.9	8:33.743								
8	1:11.545	24.176	23.609	23.760	84.1	9:45.288								
9	1:11.288	24.199	23.386	23.703	84.4	10:56.576								
10	<b>1:11.167</b>	<b>24.128</b>	<b>23.342</b>	<b>23.697</b>	84.5	12:07.743								
11	1:12.522 <b>B</b>	28.096	24.392	20.034	82.9	13:20.265								
12	1:57.315	1:08.184	23.981	25.150	51.3	15:17.580								
<b>22</b>	<b>Olaf KOZLOWSKI</b> POL													
	MiniGP Czech Republic OHVALE													
1	1:23.251	34.166	24.516	24.569	72.3	1:23.251								
2	1:13.067	25.336	23.720	24.011	82.3	2:36.318								
3	1:12.556	24.653	23.910	23.993	82.9	3:48.874								
4	1:11.945	24.505	23.520	23.920	83.6	5:00.819								
5	1:11.721	24.399	23.542	23.780	83.9	6:12.540								
6	1:11.859	24.438	23.524	23.897	83.7	7:24.399								
7	1:11.630	24.528	23.442	<b>23.660</b>	84.0	8:36.029								
8	1:11.473	24.387	<b>23.387</b>	23.699	84.2	9:47.502								
9	<b>1:11.322</b>	<b>24.231</b>	23.392	23.699	84.3	10:58.824								
10	1:11.871	24.271	23.724	23.876	83.7	12:10.695								
11	1:11.752	24.439	23.500	23.813	83.8	13:22.447								
12	1:12.376	24.463	23.675	24.238	83.1	14:34.823								
13	1:12.214	24.717	23.641	23.856	83.3	15:47.037								
<b>24</b>	<b>Leandre MARTINEZ</b> FRA													
	MiniGP France OHVALE													
1	1:52.477	1:04.075	23.966	24.436	53.5	1:52.477								
2	1:11.750	24.501	23.282	23.967	83.8	3:04.227								
3	1:10.945	24.111	<b>23.131</b>	23.703	84.8	4:15.172								
4	1:11.260	24.231	23.167	23.862	84.4	5:26.432								
5	<b>1:10.891</b>	<b>23.904</b>	23.215	23.772	84.9	6:37.323								
6	1:11.698	24.574	23.343	23.781	83.9	7:49.021								
7	1:07.546 <b>B</b>	24.180	23.560	19.806	89.1	8:56.567								
8	1:59.636	1:12.147	23.375	24.114	50.3	10:56.203								
9	1:10.987	24.047	23.270	<b>23.670</b>	84.7	12:07.190								
10	1:15.920	26.418	23.910	25.592	79.2	13:23.110								
11	1:07.278 <b>B</b>	23.995	23.294	19.989	89.4	14:30.388								
12	1:32.843	45.588	23.398	23.857	64.8	16:03.231								
<b>27</b>	<b>Fillin LORENZ</b> DEU													
	MiniGP Germany OHVALE													
1	1:24.479	34.798	24.806	24.875	71.2	1:24.479								
2	1:13.977	25.261	24.176	24.540	81.3	2:38.456								
3	1:13.632	25.172	23.975	24.485	81.7	3:52.088								





MOTORLAND ARAGON, SPAIN • 12-14 November 2024



# 160cc MiniGP Final Free Practice 3 - Group B

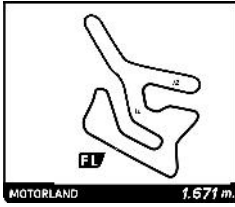
## Sector Analysis

— Invalidated Lap    ■ Personal Best    ■ Session Best    B Crossing the pit lane

Lap	Time	Sector 1	Sector 2	Sector 3	Kph	Elapsed	Lap	Time	Sector 1	Sector 2	Sector 3	Kph	Elapsed
4	1:12.762	24.700	23.888	24.174	82.7	5:04.850	4	1:12.007	24.377	23.459	24.171	83.5	5:08.753
5	<b>1:12.570</b>	24.604	<b>23.793</b>	<b>24.173</b>	82.9	6:17.420	5	1:11.892	24.454	23.596	23.842	83.7	6:20.645
6	1:12.682	<b>24.526</b>	23.857	24.299	82.8	7:30.102	6	1:12.069	24.509	23.656	23.904	83.5	7:32.714
7	1:08.668 <b>B</b>	24.610	23.967	20.091	87.6	8:38.770	7	1:11.846	24.477	23.594	23.775	83.7	8:44.560
8	5:20.628	4:31.364	24.384	24.880	18.8	13:59.398	8	1:21.176	25.205	27.980	27.991	74.1	10:05.736
9	1:13.098	24.768	23.983	24.347	82.3	15:12.496	9	1:12.039	24.568	23.533	23.938	83.5	11:17.775
<b>29</b> Arkana ARDIN IDN MiniGP Indonesia OHVALE							10 1:11.833 24.389 23.646 23.798 83.7 12:29.608						
1	1:25.536	35.424	24.800	25.312	70.3	1:25.536	11	1:11.727	<b>24.267</b>	23.628	23.832	83.9	13:41.335
2	1:13.082	24.635	24.041	24.406	82.3	2:38.618	12	1:12.279	24.291	23.534	24.454	83.2	14:53.614
3	1:12.710	24.672	23.698	24.340	82.7	3:51.328	13	<b>1:11.341</b>	24.314	<b>23.411</b>	<b>23.616</b>	84.3	16:04.955
4	1:11.969	24.395	<b>23.493</b>	24.081	83.6	5:03.297	<b>38</b> Lyam RIOS COL MiniGP Latin America OHVALE						
5	1:12.322	24.587	23.575	24.160	83.2	6:15.619	1	1:25.993	34.684	25.391	25.918	70.0	1:25.993
6	1:12.065	24.408	23.587	24.070	83.5	7:27.684	2	1:15.638	25.654	24.678	25.306	79.5	2:41.631
7	1:13.095	25.041	23.937	24.117	82.3	8:40.779	3	1:16.209	25.692	24.436	26.081	78.9	3:57.840
8	<b>1:11.650</b>	24.216	23.497	23.937	84.0	9:52.429	4	1:15.040	25.312	24.544	25.184	80.2	5:12.880
9	1:12.490 <b>B</b>	24.427	26.593	21.470	83.0	11:04.919	5	1:16.213	25.696	25.148	25.369	78.9	6:29.093
10	2:17.280	1:29.376	23.692	24.212	43.8	13:22.199	6	1:15.268	25.769	24.499	25.000	79.9	7:44.361
11	1:12.230	<b>24.204</b>	23.598	24.428	83.3	14:34.429	7	1:14.580	25.327	24.349	24.904	80.7	8:58.941
12	1:11.933	24.444	23.558	<b>23.931</b>	83.6	15:46.362	8	1:14.673	25.421	24.282	24.970	80.6	10:13.614
<b>31</b> Alfie FLYNN IRL MiniGP Ireland OHVALE							9	1:14.583	25.412	<b>24.176</b>	24.995	80.7	11:28.197
1	1:24.176	33.811	25.186	25.179	71.5	1:24.176	10	<b>1:14.293</b>	25.309	24.338	<b>24.646</b>	81.0	12:42.490
2	1:15.532	25.929	24.627	24.976	79.6	2:39.708	11	1:14.453	<b>25.301</b>	24.330	24.822	80.8	13:56.943
3	1:15.001	25.271	24.985	<b>24.745</b>	80.2	3:54.709	12	1:14.558	25.498	24.177	24.883	80.7	15:11.501
4	1:14.308	25.078	24.431	24.799	81.0	5:09.017	<b>41</b> Airel MARZUKI MYS MiniGP Malaysia OHVALE						
5	<b>1:13.985</b>	<b>24.978</b>	<b>24.208</b>	24.799	81.3	6:23.002	1	1:46.517	56.504	24.494	25.519	56.5	1:46.517
6	1:14.494	25.127	24.548	24.819	80.8	7:37.496	2	1:13.617	25.336	23.756	24.525	81.7	3:00.134
7	1:14.550	25.133	24.506	24.911	80.7	8:52.046	3	1:12.594	24.876	23.728	23.990	82.9	4:12.728
8	1:14.811	25.298	24.452	25.061	80.4	10:06.857	4	1:12.463	24.849	23.531	24.083	83.0	5:25.191
9	1:14.538	25.200	24.437	24.901	80.7	11:21.395	5	1:11.931	24.338	23.675	23.918	83.6	6:37.122
10	1:14.753	25.300	24.607	24.846	80.5	12:36.148	6	1:11.666	24.358	23.511	23.797	83.9	7:48.788
11	1:14.745	25.289	24.565	24.891	80.5	13:50.893	7	1:11.668	24.346	23.434	23.888	83.9	9:00.456
12	1:14.714	25.229	24.418	25.067	80.5	15:05.607	8	1:11.476	<b>24.132</b>	23.433	23.911	84.2	10:11.932
<b>33</b> Maicol COLAZZO ITA MiniGP Italy OHVALE							9	1:11.407	24.298	23.328	<b>23.781</b>	84.2	11:23.339
1	1:32.395	44.189	23.779	24.427	65.1	1:32.395	10	1:14.305	26.666	23.661	23.978	81.0	12:37.644
2	1:11.783	24.483	23.334	23.966	83.8	2:44.178	11	<b>1:11.268</b>	24.134	23.352	23.782	84.4	13:48.912
3	1:11.998	24.300	23.376	24.322	83.6	3:56.176	12	1:11.361	24.188	<b>23.293</b>	23.880	84.3	15:00.273
4	1:11.502	24.263	23.313	23.926	84.1	5:07.678							
5	1:18.096 <b>B</b>	25.208	29.324	23.564	77.0	6:25.774							
6	2:09.038	1:21.348	23.822	23.868	46.6	8:34.812							
7	1:11.409	24.360	23.396	23.653	84.2	9:46.221							
8	1:11.082	<b>24.205</b>	23.313	23.564	84.6	10:57.303							
9	<b>1:11.034</b>	24.264	<b>23.207</b>	<b>23.563</b>	84.7	12:08.337							
10	1:17.062	28.367	24.566	24.129	78.1	13:25.399							
11	1:11.372	24.294	23.252	23.826	84.3	14:36.771							
12	1:11.385	24.388	23.317	23.680	84.3	15:48.156							
<b>35</b> Hayato CHISHIKI JPN MiniGP Japan OHVALE													
1	1:32.783	44.398	23.898	24.487	64.8	1:32.783							
2	1:12.141	24.538	23.558	24.045	83.4	2:44.924							
3	1:11.822	24.405	23.499	23.918	83.8	3:56.746							



MOTORLAND ARAGON, SPAIN • 12-14 November 2024

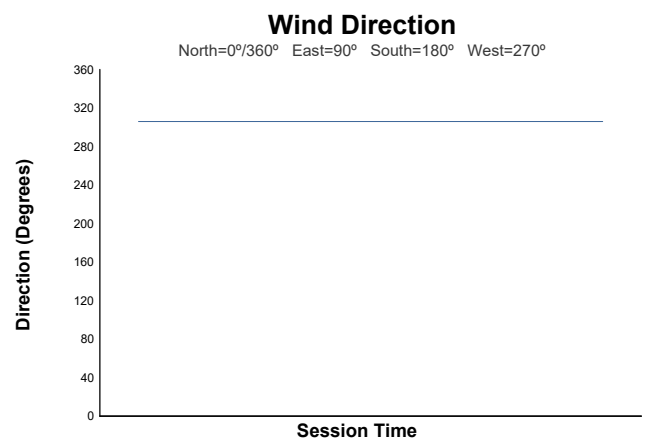
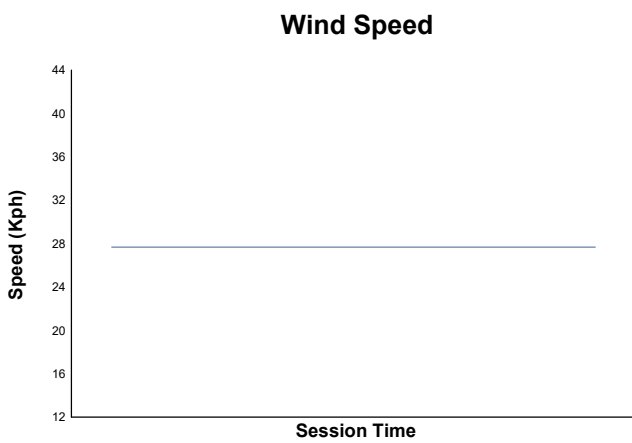
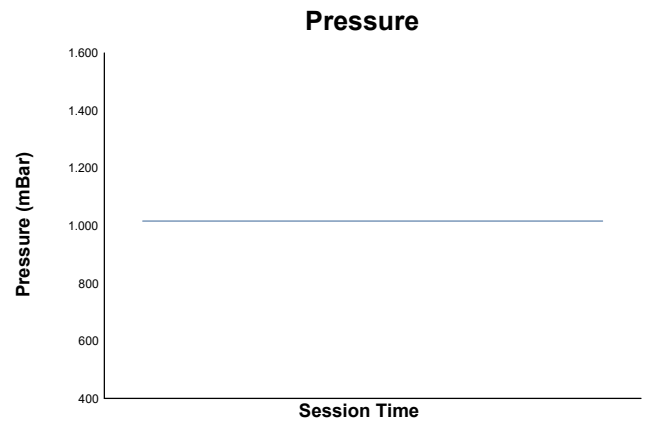
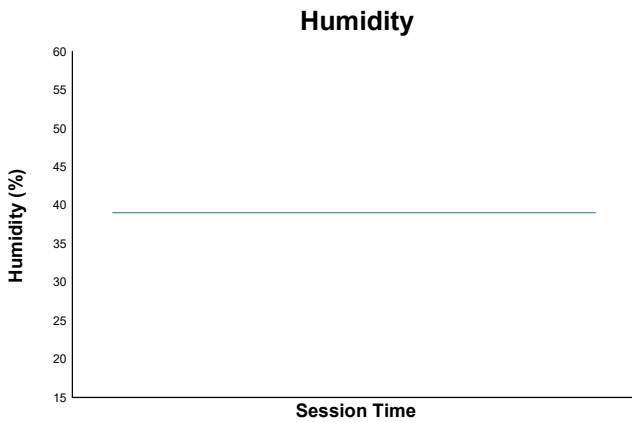
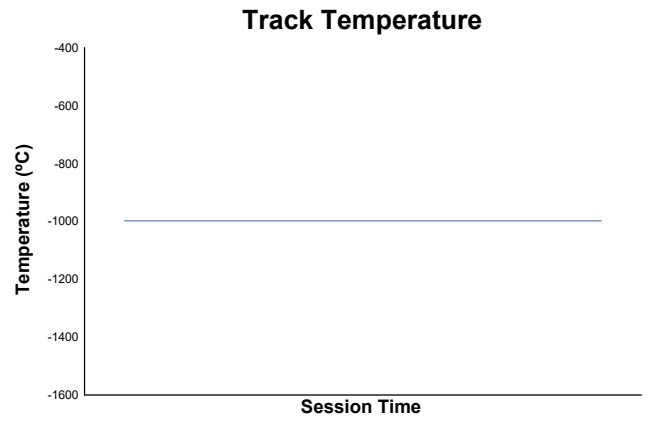
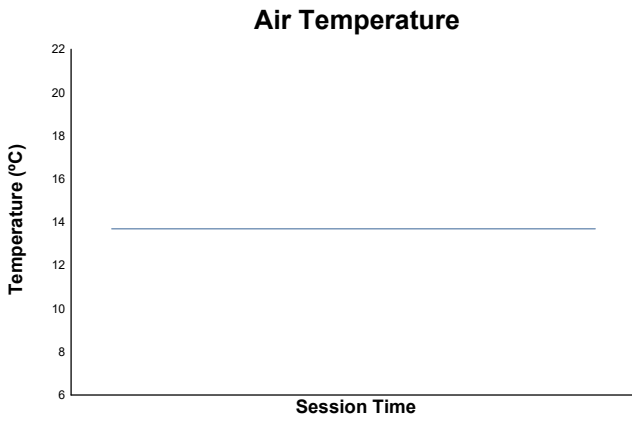


# MiniGP Final

## 160cc

### Free Practice 3 - Group B

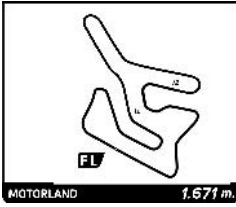
#### Weather Report



Track Status: **DRY**



MOTORLAND ARAGON, SPAIN • 12-14 November 2024



# 160cc MiniGP Final Free Practice 3 - Group C

## Classification

No	Rider	Nat	Team	Bike	Tires	Cl.	Time	Lap Total	Gap	Kph
1	55 Jase DILL	USA	MiniCUP USA	OHVALE	P		1:10.652	7 13	- -	85.1
2	37 Diego GONZÁLEZ	VEN	MiniGP Latin America	OHVALE	P		1:10.848	6 11	+0.196 +0.196	84.9
3	34 Daniel PUTORTÍ	ITA	MiniGP Italy	OHVALE	P		1:10.887	8 13	+0.235 +0.039	84.9
4	52 Jose Luis CAGIGAS	ESP	MiniGP Spain	OHVALE	P		1:11.106	4 13	+0.454 +0.219	84.6
5	36 Waku KUNITATE	JPN	MiniGP Japan	OHVALE	P		1:11.282	6 12	+0.630 +0.176	84.4
6	39 Nguyen VIET TUAN	VNM	MiniGP Malaysia	OHVALE	P		1:11.619	7 10	+0.967 +0.337	84.0
7	28 Kenzie AKBAR	IDN	MiniGP Indonesia	OHVALE	P		1:11.756	13 13	+1.104 +0.137	83.8
8	54 Wilson DILKS	GBR	MiniGP UK	OHVALE	P		1:12.150	5 13	+1.498 +0.394	83.4
9	26 Ole SÄUBERLICH	DEU	MiniGP Germany	OHVALE	P		1:12.772	6 12	+2.120 +0.622	82.7
10	46 Tomás SANTOS	PRT	MiniGP Portugal	OHVALE	P		1:13.138	9 12	+2.486 +0.366	82.2
11	43 Douwe DOUMA	NLD	MiniGP Netherlands	OHVALE	P		1:13.278	11 12	+2.626 +0.140	82.1
12	49 Riley ROBINSON	GBR	MiniGP Qatar	OHVALE	P		1:14.631	7 12	+3.979 +1.353	80.6
13	32 Jack HAMILTON	IRL	MiniGP Ireland	OHVALE	P		1:14.935	12 12	+4.283 +0.304	80.3

<b>Fastest Lap:</b>	Lap 7	Jase DILL	1:10.652	85.1 Kph
---------------------	-------	-----------	----------	----------

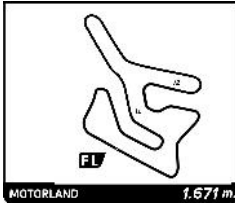
Published at: .....

Track Status: **DRY**

<b>Race Director:</b>	<b>Timekeeper:</b> Alberto Estébanez	
-----------------------	---	--



MOTORLAND ARAGON, SPAIN • 12-14 November 2024



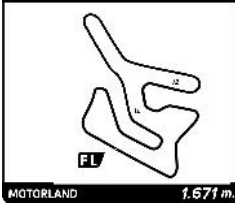
# 160cc MiniGP Final Free Practice 3 - Group C

## Best Sector Times

Pos	Sector 1		Sector 2		Sector 3		Pos	No Rider	Ideal Lap	Best Lap
	No Rider	Time	No Rider	Time	No Rider	Time				
1	37 D.GONZÁLEZ	23.926	55 J.DILL	23.112	55 J.DILL	23.455	1	55 J.DILL	1:10.517	1:10.652 (1)
2	34 D.PUTORTÍ	23.937	34 D.PUTORTÍ	23.186	37 D.GONZÁLEZ	23.611	2	37 D.GONZÁLEZ	1:10.732	1:10.848 (2)
3	55 J.DILL	23.950	37 D.GONZÁLEZ	23.195	52 J.CAGIGAS	23.621	3	34 D.PUTORTÍ	1:10.786	1:10.887 (3)
4	52 J.CAGIGAS	24.096	52 J.CAGIGAS	23.219	34 D.PUTORTÍ	23.663	4	52 J.CAGIGAS	1:10.936	1:11.106 (4)
5	36 W.KUNITATE	24.193	36 W.KUNITATE	23.267	36 W.KUNITATE	23.747	5	36 W.KUNITATE	1:11.207	1:11.282 (5)
6	39 N.VIET TUAN	24.203	54 W.DILKS	23.533	39 N.VIET TUAN	23.817	6	39 N.VIET TUAN	1:11.619	1:11.619 (6)
7	28 K.AKBAR	24.241	28 K.AKBAR	23.588	28 K.AKBAR	23.867	7	28 K.AKBAR	1:11.696	1:11.756 (7)
8	54 W.DILKS	24.354	39 N.VIET TUAN	23.599	54 W.DILKS	23.926	8	54 W.DILKS	1:11.813	1:12.150 (8)
9	26 O.SÄUBERLICH	24.704	46 T.SANTOS	23.821	26 O.SÄUBERLICH	24.078	9	26 O.SÄUBERLICH	1:12.689	1:12.772 (9)
10	43 D.DOUMA	24.802	26 O.SÄUBERLICH	23.907	46 T.SANTOS	24.265	10	46 T.SANTOS	1:12.921	1:13.138 (10)
11	46 T.SANTOS	24.835	43 D.DOUMA	24.026	43 D.DOUMA	24.290	11	43 D.DOUMA	1:13.118	1:13.278 (11)
12	49 R.ROBINSON	25.170	49 R.ROBINSON	24.351	49 R.ROBINSON	24.727	12	49 R.ROBINSON	1:14.248	1:14.631 (12)
13	32 J.HAMILTON	25.271	32 J.HAMILTON	24.375	32 J.HAMILTON	25.039	13	32 J.HAMILTON	1:14.685	1:14.935 (13)



MOTORLAND ARAGON, SPAIN • 12-14 November 2024



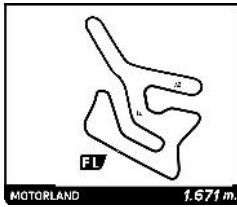
# 160cc MiniGP Final Free Practice 3 - Group C

## Fastest Lap Sequence

Elapsed	No Rider	Team	Bike	Class	Time	Kph	Lap
2:30.982	55 Jase DILL	MiniCUP USA	OHVALE		1:11.737	83.9	2
2:35.832	37 Diego GONZÁLEZ	MiniGP Latin America	OHVALE		1:11.608	84.0	2
3:42.044	55 Jase DILL	MiniCUP USA	OHVALE		1:11.062	84.7	3
4:52.850	55 Jase DILL	MiniCUP USA	OHVALE		1:10.806	85.0	4
7:14.970	55 Jase DILL	MiniCUP USA	OHVALE		1:10.717	85.1	6
8:25.622	55 Jase DILL	MiniCUP USA	OHVALE		1:10.652	85.1	7



MOTORLAND ARAGON, SPAIN • 12-14 November 2024



# 160cc MiniGP Final Free Practice 3 - Group C

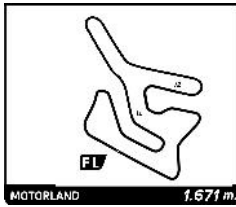
## Sector Analysis

— Invalidated Lap    ■ Personal Best    ■ Session Best    B Crossing the pit lane

Lap	Time	Sector 1	Sector 2	Sector 3	Kph	Elapsed	Lap	Time	Sector 1	Sector 2	Sector 3	Kph	Elapsed
<b>26</b>	<b>Ole SÄUBERLICH</b> DEU MiniGP Germany OHVALE						9	1:11.358	24.221	23.368	23.769	84.3	10:58.296
1	1:28.451	36.145	26.077	26.229	68.0	1:28.451	10	1:11.299	23.988	23.380	23.931	84.4	12:09.595
2	1:16.697	26.329	24.922	25.446	78.4	2:45.148	11	1:24.270	33.430	26.798	24.042	71.4	13:33.865
3	1:11.874 <b>B</b>	25.687	24.726	21.461	83.7	3:57.022	12	1:11.037	24.112	<b>23.186</b>	23.739	84.7	14:44.902
4	2:10.648	1:21.900	24.265	24.483	46.0	6:07.670	13	1:19.586	28.943	25.938	24.705	75.6	16:04.488
5	1:13.214	24.970	23.984	24.260	82.2	7:20.884							
6	<b>1:12.772</b>	24.715	23.924	24.133	82.7	8:33.656							
7	1:13.219	24.968	24.010	24.241	82.2	9:46.875							
8	1:12.801	24.774	23.949	<b>24.078</b>	82.6	10:59.676							
9	1:13.029	<b>24.704</b>	23.971	24.354	82.4	12:12.705							
10	1:16.188	24.776	27.181	24.231	79.0	13:28.893							
11	1:13.285	24.811	<b>23.907</b>	24.567	82.1	14:42.178							
12	1:13.131	24.806	23.952	24.373	82.3	15:55.309							
<b>28</b>	<b>Kenzie AKBAR</b> IDN MiniGP Indonesia OHVALE												
1	1:22.338	32.925	24.846	24.567	73.1	1:22.338							
2	1:13.386	25.012	24.075	24.299	82.0	2:35.724							
3	1:13.183	25.249	23.756	24.178	82.2	3:48.907							
4	1:12.393	24.531	23.717	24.145	83.1	5:01.300							
5	1:12.827	24.914	23.902	24.011	82.6	6:14.127							
6	1:12.103	24.458	23.661	23.984	83.4	7:26.230							
7	1:12.162	24.307	23.807	24.048	83.4	8:38.392							
8	1:11.975	24.318	23.666	23.991	83.6	9:50.367							
9	1:12.452	24.411	23.887	24.154	83.0	11:02.819							
10	1:11.860	<b>24.241</b>	23.735	23.884	83.7	12:14.679							
11	1:12.266	24.398	23.800	24.068	83.2	13:26.945							
12	1:12.029	24.399	23.658	23.972	83.5	14:38.974							
13	<b>1:11.756</b>	24.301	<b>23.588</b>	<b>23.867</b>	83.8	15:50.730							
<b>32</b>	<b>Jack HAMILTON</b> IRL MiniGP Ireland OHVALE												
1	1:26.141	33.871	25.863	26.407	69.8	1:26.141							
2	1:16.515	26.291	24.661	25.563	78.6	2:42.656							
3	1:16.201	26.087	24.842	25.272	78.9	3:58.857							
4	1:15.378	25.714	24.539	25.125	79.8	5:14.235							
5	1:15.660	25.643	24.643	25.374	79.5	6:29.895							
6	1:15.453	25.561	24.663	25.229	79.7	7:45.348							
7	1:15.608	25.776	24.602	25.230	79.6	9:00.956							
8	1:15.968	25.817	24.899	25.252	79.2	10:16.924							
9	1:15.358	25.618	24.391	25.349	79.8	11:32.282							
10	1:15.782	25.336	25.214	25.232	79.4	12:48.064							
11	1:15.269	25.687	<b>24.375</b>	25.207	79.9	14:03.333							
12	<b>1:14.935</b>	<b>25.271</b>	24.625	<b>25.039</b>	80.3	15:18.268							
<b>39</b>	<b>Nguyen VIET TUAN</b> VNM MiniGP Malaysia OHVALE												
1	1:26.238	33.930	26.285	26.023	69.8	1:26.238							
2	1:13.410	25.113	24.041	24.256	81.9	2:39.648							
3	1:12.722	24.542	23.971	24.209	82.7	3:52.370							
4	1:12.650	24.611	23.891	24.148	82.8	5:05.020							
5	1:12.074	24.353	23.729	23.992	83.5	6:17.094							
6	1:11.881	24.247	23.694	23.940	83.7	7:28.975							
7	<b>1:11.619</b>	<b>24.203</b>	<b>23.599</b>	<b>23.817</b>	84.0	8:40.594							
8	3:10.495 <b>B</b>				31.6	11:51.089							
9	2:00.835	1:06.595	28.620	25.620	49.8	13:51.924							
10	1:14.648	25.448	24.508	24.692	80.6	15:06.572							
<b>43</b>	<b>Douwe DOUMA</b> NLD MiniGP Netherlands OHVALE												
1	1:27.356	35.677	26.126	25.553	68.9	1:27.356							
2	1:15.615	25.756	24.965	24.894	79.6	2:42.971							
3	1:15.067	25.854	24.573	24.640	80.1	3:58.038							
4	1:14.167	25.195	24.415	24.557	81.1	5:12.205							
5	1:14.062	25.196	24.296	24.570	81.2	6:26.267							
6	1:13.487	24.881	24.186	24.420	81.9	7:39.754							
7	1:13.340	24.903	24.147	<b>24.290</b>	82.0	8:53.094							



MOTORLAND ARAGON, SPAIN • 12-14 November 2024



# 160cc MiniGP Final Free Practice 3 - Group C

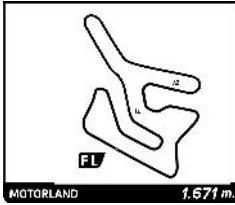
## Sector Analysis

— Invalidated Lap    ■ Personal Best    ■ Session Best    B Crossing the pit lane

Lap	Time	Sector 1	Sector 2	Sector 3	Kph	Elapsed	Lap	Time	Sector 1	Sector 2	Sector 3	Kph	Elapsed
8	1:13.935	25.025	24.386	24.524	81.4	10:07.029	4	1:12.381	24.564	23.745	24.072	83.1	4:57.175
9	1:13.912	25.075	24.307	24.530	81.4	11:20.941	5	<b>1:12.150</b>	24.466	23.594	24.090	83.4	6:09.325
10	1:14.978	25.863	24.538	24.577	80.2	12:35.919	6	1:12.194	24.593	<b>23.533</b>	24.068	83.3	7:21.519
11	<b>1:13.278</b>	<b>24.802</b>	24.093	24.383	82.1	13:49.197	7	1:12.267	24.608	23.617	24.042	83.2	8:33.786
12	1:13.430	24.916	<b>24.026</b>	24.488	81.9	15:02.627	8	1:12.652	24.661	23.743	24.248	82.8	9:46.438
<b>46</b> Tomás SANTOS PRT MiniGP Portugal OHVALE							9	1:12.563	24.494	23.962	24.107	82.9	10:59.001
1	1:28.451	36.766	25.731	25.954	68.0	1:28.451	10	1:18.300	24.649	27.574	26.077	76.8	12:17.301
2	1:14.941	26.175	24.217	24.549	80.3	2:43.392	11	1:12.207	24.521	23.760	<b>23.926</b>	83.3	13:29.508
3	1:15.447	25.691	24.754	25.002	79.7	3:58.839	12	1:12.744	24.491	23.793	24.460	82.7	14:42.252
4	1:13.415	24.954	24.077	24.384	81.9	5:12.254	13	1:11.107 <b>B</b>	24.937	24.091	22.079	84.6	15:53.359
5	1:13.290	24.887	23.846	24.557	82.1	6:25.544	<b>55</b> Jase DILL USA MiniCUP USA OHVALE						
6	1:13.216	24.951	24.000	<b>24.265</b>	82.2	7:38.760	1	1:19.245	31.403	23.774	24.068	75.9	1:19.245
7	1:13.399	24.880	24.012	24.507	82.0	8:52.159	2	1:11.737	24.459	23.511	23.767	83.9	2:30.982
8	1:13.211	24.983	23.927	24.301	82.2	10:05.370	3	1:11.062	24.244	23.273	23.545	84.7	3:42.044
9	<b>1:13.138</b>	<b>24.835</b>	23.960	24.343	82.2	11:18.508	4	1:10.806	24.070	23.230	23.506	85.0	4:52.850
10	1:13.247	24.932	<b>23.821</b>	24.494	82.1	12:31.755	5	1:11.403	24.377	23.308	23.718	84.2	6:04.253
11	1:11.269 <b>B</b>	25.254	24.665	21.350	84.4	13:43.024	6	1:10.717	24.027	23.174	23.516	85.1	7:14.970
12	1:48.566	1:00.074	23.966	24.526	55.4	15:31.590	7	<b>1:10.652</b>	<b>23.950</b>	23.159	23.543	85.1	8:25.622
<b>49</b> Riley ROBINSON GBR MiniGP Qatar OHVALE							8	1:10.943	24.094	23.348	23.501	84.8	9:36.565
1	1:28.212	35.097	26.910	26.205	68.2	1:28.212	9	1:11.168	24.145	23.276	23.747	84.5	10:47.733
2	1:16.706	26.140	25.159	25.407	78.4	2:44.918	10	1:10.753	24.091	23.207	<b>23.455</b>	85.0	11:58.486
3	1:15.859	25.756	24.648	25.455	79.3	4:00.777	11	1:11.276	24.331	23.320	23.625	84.4	13:09.762
4	1:15.195	25.398	24.522	25.275	80.0	5:15.972	12	1:11.524	24.488	23.485	23.551	84.1	14:21.286
5	1:15.198	25.579	24.703	24.916	80.0	6:31.170	13	1:11.028	24.130	<b>23.112</b>	23.786	84.7	15:32.314
6	1:15.296	25.666	24.703	24.927	79.9	7:46.466	<b>52</b> Jose Luis CAGIGAS ESP MiniGP Spain OHVALE						
7	<b>1:14.631</b>	<b>25.170</b>	24.734	<b>24.727</b>	80.6	9:01.097	1	1:23.877	34.786	24.567	24.524	71.7	1:23.877
8	1:15.247	25.697	24.497	25.053	79.9	10:16.344	2	1:12.134	24.600	23.726	23.808	83.4	2:36.011
9	1:15.589	25.533	24.541	25.515	79.6	11:31.933	3	1:11.745	24.683	23.344	23.718	83.8	3:47.756
10	1:15.756	25.447	24.966	25.343	79.4	12:47.689	4	<b>1:11.106</b>	24.135	23.350	<b>23.621</b>	84.6	4:58.862
11	1:15.079	25.499	24.587	24.993	80.1	14:02.768	5	1:11.366	24.283	23.241	23.842	84.3	6:10.228
12	1:14.769	25.349	<b>24.351</b>	25.069	80.5	15:17.537	6	1:11.343	24.178	23.273	23.892	84.3	7:21.571
<b>54</b> Wilson DILKS GBR MiniGP UK OHVALE							7	1:11.175	24.202	<b>23.219</b>	23.754	84.5	8:32.746
1	1:19.976	31.762	24.060	24.154	75.2	1:19.976	8	1:11.133	24.138	23.311	23.684	84.6	9:43.879
2	1:12.575	24.634	23.904	24.037	82.9	2:32.551	9	1:11.552	<b>24.096</b>	23.635	23.821	84.1	10:55.431
3	1:12.243	<b>24.354</b>	23.752	24.137	83.3	3:44.794	10	1:11.472	24.157	23.380	23.935	84.2	12:06.903

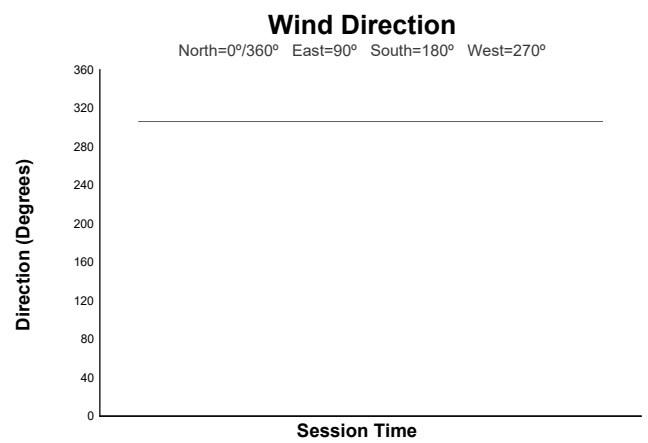
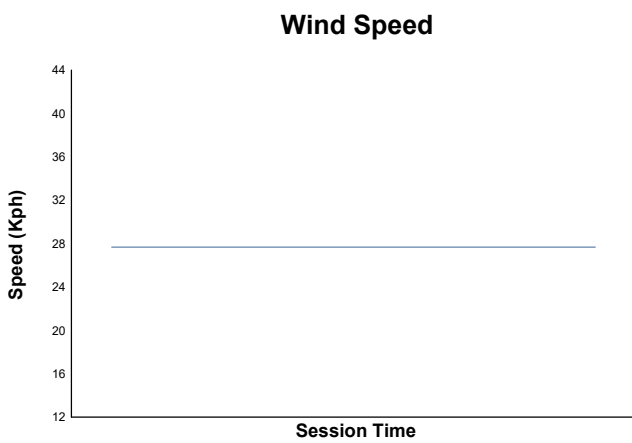
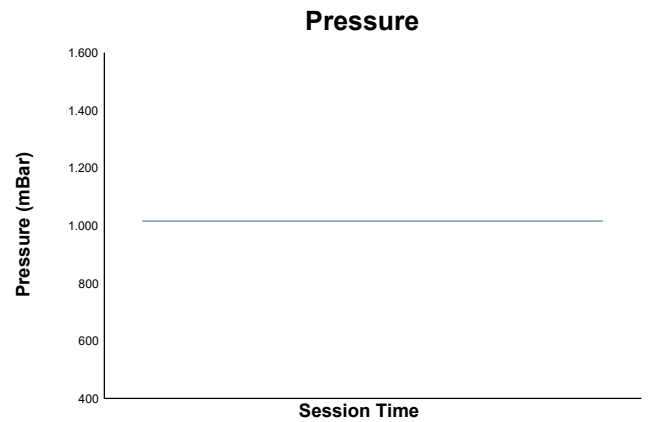
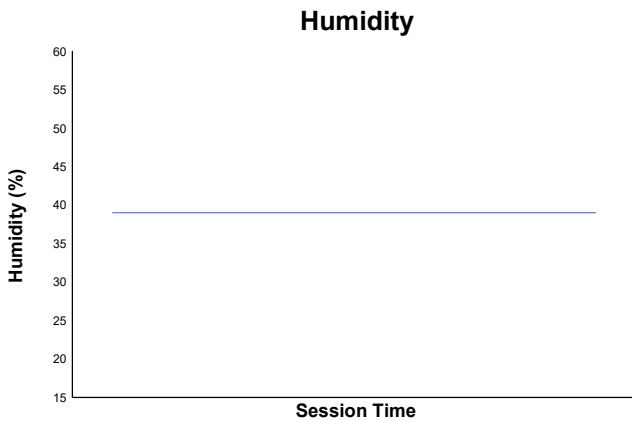
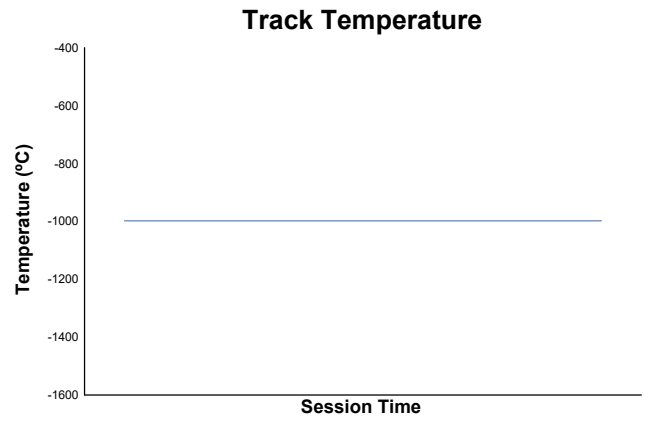
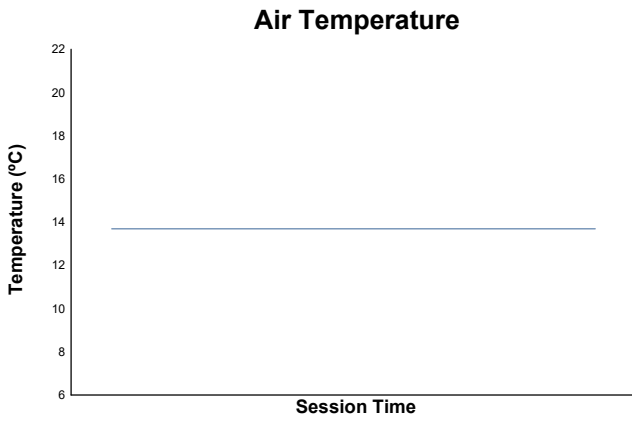


MOTORLAND ARAGON, SPAIN • 12-14 November 2024



# MiniGP Final

160cc  
Free Practice 3 - Group C  
Weather Report

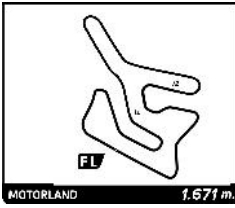


Track Status: **DRY**





MOTORLAND ARAGON, SPAIN • 12-14 November 2024



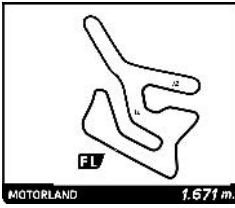
# 160cc MiniGP Final Combined 3 Session Classification

No	Rider	Nat	Team	Cl.	FP3-A	FP3-B	FP3-C	Time	Gap
1	51 Shengbo SUN	CHN	MiniGP Spain		1:10.642			1:10.642	
2	55 Jase DILL	USA	MiniCUP USA				1:10.652	1:10.652	0.010 0.010
3	37 Diego GONZÁLEZ	VEN	MiniGP Latin America				1:10.848	1:10.848	0.206 0.196
4	34 Daniel PUTORTI	ITA	MiniGP Italy				1:10.887	1:10.887	0.245 0.039
5	24 Leandre MARTINEZ	FRA	MiniGP France			1:10.891		1:10.891	0.249 0.004
6	42 Casper PENNINGNS	NLD	MiniGP Netherlands		1:10.962			1:10.962	0.320 0.071
7	33 Maicol COLAZZO	ITA	MiniGP Italy			1:11.034		1:11.034	0.392 0.072
8	52 Jose Luis CAGIGAS	ESP	MiniGP Spain				1:11.106	1:11.106	0.464 0.072
9	13 Thorley TREVORROW	GBR	MiniGP Austria			1:11.167		1:11.167	0.525 0.061
10	41 Airel MARZUKI	MYS	MiniGP Malaysia			1:11.268		1:11.268	0.626 0.101
11	36 Waku KUNITATE	JPN	MiniGP Japan				1:11.282	1:11.282	0.640 0.014
12	22 Olaf KOZLOWSKI	POL	MiniGP Czech Republic			1:11.322		1:11.322	0.680 0.040
13	11 Judd PLAISTED	AUS	MiniGP Australia			1:11.329		1:11.329	0.687 0.007
14	35 Hayato CHISHIKI	JPN	MiniGP Japan			1:11.341		1:11.341	0.699 0.012
15	53 Tyler HUMPHRIES	GBR	MiniGP UK		1:11.610			1:11.610	0.968 0.269
16	39 Nguyen VIET TUAN	VNM	MiniGP Malaysia				1:11.619	1:11.619	0.977 0.009
17	29 Arkana ARDIN	IDN	MiniGP Indonesia			1:11.650		1:11.650	1.008 0.031
18	23 Simon KUCERIK	CZE	MiniGP Czech Republic		1:11.736			1:11.736	1.094 0.086
19	28 Kenzie AKBAR	IDN	MiniGP Indonesia				1:11.756	1:11.756	1.114 0.020
20	25 Miro MASSON	BEL	MiniGP France		1:11.837			1:11.837	1.195 0.081
21	12 Chaz WILLIAMS	AUS	MiniGP Australia		1:12.022			1:12.022	1.380 0.185
22	19 Huang TINGNUO	CHN	MiniGP China		1:12.056			1:12.056	1.414 0.034
23	54 Wilson DILKS	GBR	MiniGP UK				1:12.150	1:12.150	1.508 0.094
24	21 Liu SHANXU	CHN	MiniGP China			1:12.400		1:12.400	1.758 0.250
25	27 Fillin LORENZ	DEU	MiniGP Germany			1:12.570		1:12.570	1.928 0.170
26	15 Dominykas RAZMISLAVICIUS	LTU	MiniGP Baltic			1:12.659		1:12.659	2.017 0.089
27	14 Márk MOHAI	HUN	MiniGP Austria		1:12.706			1:12.706	2.064 0.047
28	17 Lincoln SCOTT	CAN	MiniGP Canada			1:12.716		1:12.716	2.074 0.010
29	26 Ole SÄUBERLICH	DEU	MiniGP Germany				1:12.772	1:12.772	2.130 0.056
30	46 Tomás SANTOS	PRT	MiniGP Portugal				1:13.138	1:13.138	2.496 0.366
31	43 Douwe DOUMA	NLD	MiniGP Netherlands				1:13.278	1:13.278	2.636 0.140
32	16 Timurs SCICKO	LVA	MiniGP Baltic		1:13.317			1:13.317	2.675 0.039
33	44 Kenzo ABADILLA	PHL	MiniGP Philippines		1:13.398			1:13.398	2.756 0.081
34	47 Alexandre CABÁ	PRT	MiniGP Portugal		1:13.498			1:13.498	2.856 0.100
35	31 Alfie FLYYN	IRL	MiniGP Ireland			1:13.985		1:13.985	3.343 0.487
36	38 Lyam RIOS	COL	MiniGP Latin America			1:14.293		1:14.293	3.651 0.308
37	49 Riley ROBINSON	GBR	MiniGP Qatar				1:14.631	1:14.631	3.989 0.338
38	56 Connor RAYMOND	USA	MiniCUP USA		1:14.689			1:14.689	4.047 0.058
39	48 Jake FRANKLIN	GBR	MiniGP Qatar		1:14.719			1:14.719	4.077 0.030
40	32 Jack HAMILTON	IRL	MiniGP Ireland				1:14.935	1:14.935	4.293 0.216
41	18 Jäger STOCKILL	CAN	MiniGP Canada		1:15.514			1:15.514	4.872 0.579

Race Director:	Timekeeper: Alberto Estébanez	
----------------	----------------------------------	--



MOTORLAND ARAGON, SPAIN • 12-14 November 2024



## 160cc MiniGP Final Combined day 1 Classification

No	Rider	Nat	Team	Cl.	C1	C2	C3	Time	Gap
1	51 Shengbo SUN	CHN	MiniGP Spain		1:27.652	1:11.397	<b>1:10.642</b>	<b>1:10.642</b>	
2	55 Jase DILL	USA	MiniCUP USA		1:27.617	1:11.882	<b>1:10.652</b>	<b>1:10.652</b>	0.010 0.010
3	37 Diego GONZÁLEZ	VEN	MiniGP Latin America		1:20.005	1:11.019	<b>1:10.848</b>	<b>1:10.848</b>	0.206 0.196
4	34 Daniel PUTORTI	ITA	MiniGP Italy		1:24.447	1:12.531	<b>1:10.887</b>	<b>1:10.887</b>	0.245 0.039
5	24 Leandre MARTINEZ	FRA	MiniGP France		1:25.164	1:11.480	<b>1:10.891</b>	<b>1:10.891</b>	0.249 0.004
6	42 Casper PENNINGNS	NLD	MiniGP Netherlands		1:27.218	1:11.928	<b>1:10.962</b>	<b>1:10.962</b>	0.320 0.071
7	33 Maicol COLAZZO	ITA	MiniGP Italy		1:20.954	1:11.309	<b>1:11.034</b>	<b>1:11.034</b>	0.392 0.072
8	52 Jose Luis CAGIGAS	ESP	MiniGP Spain		1:18.869	1:11.969	<b>1:11.106</b>	<b>1:11.106</b>	0.464 0.072
9	13 Thorley TREVORROW	GBR	MiniGP Austria		1:31.225	1:11.581	<b>1:11.167</b>	<b>1:11.167</b>	0.525 0.061
10	41 Airel MARZUKI	MYS	MiniGP Malaysia		1:24.455	1:11.398	<b>1:11.268</b>	<b>1:11.268</b>	0.626 0.101
11	36 Waku KUNITATE	JPN	MiniGP Japan		1:24.097	1:11.963	<b>1:11.282</b>	<b>1:11.282</b>	0.640 0.014
12	22 Olaf KOZLOWSKI	POL	MiniGP Czech Republic		1:24.465	1:11.739	<b>1:11.322</b>	<b>1:11.322</b>	0.680 0.040
13	11 Judd PLAISTED	AUS	MiniGP Australia		1:25.140	1:11.833	<b>1:11.329</b>	<b>1:11.329</b>	0.687 0.007
14	35 Hayato CHISHIKI	JPN	MiniGP Japan		1:26.789	1:11.681	<b>1:11.341</b>	<b>1:11.341</b>	0.699 0.012
15	53 Tyler HUMPHRIES	GBR	MiniGP UK		1:21.405	1:12.677	<b>1:11.610</b>	<b>1:11.610</b>	0.968 0.269
16	39 Nguyen VIET TUAN	VNM	MiniGP Malaysia		1:23.719	1:11.797	<b>1:11.619</b>	<b>1:11.619</b>	0.977 0.009
17	29 Arkana ARDIN	IDN	MiniGP Indonesia		1:28.481	1:13.623	<b>1:11.650</b>	<b>1:11.650</b>	1.008 0.031
18	23 Simon KUCERIK	CZE	MiniGP Czech Republic		1:26.799	1:12.802	<b>1:11.736</b>	<b>1:11.736</b>	1.094 0.086
19	28 Kenzie AKBAR	IDN	MiniGP Indonesia		1:19.070	1:12.710	<b>1:11.756</b>	<b>1:11.756</b>	1.114 0.020
20	25 Miro MASSON	BEL	MiniGP France		1:26.623	1:13.185	<b>1:11.837</b>	<b>1:11.837</b>	1.195 0.081
21	12 Chaz WILLIAMS	AUS	MiniGP Australia		1:25.170	1:12.051	<b>1:12.022</b>	<b>1:12.022</b>	1.380 0.185
22	19 Huang TINGNUO	CHN	MiniGP China		1:26.891	1:12.724	<b>1:12.056</b>	<b>1:12.056</b>	1.414 0.034
23	54 Wilson DILKS	GBR	MiniGP UK		1:19.298	1:12.846	<b>1:12.150</b>	<b>1:12.150</b>	1.508 0.094
24	21 Liu SHANXU	CHN	MiniGP China		1:24.966	1:13.329	<b>1:12.400</b>	<b>1:12.400</b>	1.758 0.250
25	27 Fillin LORENZ	DEU	MiniGP Germany		1:25.006	1:13.963	<b>1:12.570</b>	<b>1:12.570</b>	1.928 0.170
26	15 Dominykas RAZMISLAVICIUS	LTU	MiniGP Baltic		1:32.841	1:13.219	<b>1:12.659</b>	<b>1:12.659</b>	2.017 0.089
27	14 Márk MOHAI	HUN	MiniGP Austria		1:25.684	1:13.586	<b>1:12.706</b>	<b>1:12.706</b>	2.064 0.047
28	17 Lincoln SCOTT	CAN	MiniGP Canada		1:25.841	1:14.447	<b>1:12.716</b>	<b>1:12.716</b>	2.074 0.010
29	26 Ole SÄUBERLICH	DEU	MiniGP Germany		1:24.511	1:14.938	<b>1:12.772</b>	<b>1:12.772</b>	2.130 0.056
30	46 Tomás SANTOS	PRT	MiniGP Portugal		1:31.113	1:13.747	<b>1:13.138</b>	<b>1:13.138</b>	2.496 0.366
31	43 Douwe DOUMA	NLD	MiniGP Netherlands		1:24.395	1:14.706	<b>1:13.278</b>	<b>1:13.278</b>	2.636 0.140
32	16 Timurs SCICKO	LVA	MiniGP Baltic		1:25.477	1:14.896	<b>1:13.317</b>	<b>1:13.317</b>	2.675 0.039
33	44 Kenzo ABADILLA	PHL	MiniGP Philippines		1:26.532	1:14.695	<b>1:13.398</b>	<b>1:13.398</b>	2.756 0.081
34	47 Alexandre CABÁ	PRT	MiniGP Portugal		1:29.498	1:14.570	<b>1:13.498</b>	<b>1:13.498</b>	2.856 0.100
35	31 Alfie FLYYN	IRL	MiniGP Ireland		1:28.652	1:15.599	<b>1:13.985</b>	<b>1:13.985</b>	3.343 0.487
36	38 Lyam RIOS	COL	MiniGP Latin America		1:25.125	1:15.669	<b>1:14.293</b>	<b>1:14.293</b>	3.651 0.308
37	49 Riley ROBINSON	GBR	MiniGP Qatar		1:41.630	1:16.529	<b>1:14.631</b>	<b>1:14.631</b>	3.989 0.338
38	32 Jack HAMILTON	IRL	MiniGP Ireland		1:27.134	<b>1:14.662</b>	1:14.935	<b>1:14.662</b>	4.020 0.031
39	56 Connor RAYMOND	USA	MiniCUP USA		1:27.986	1:16.071	<b>1:14.689</b>	<b>1:14.689</b>	4.047 0.027
40	48 Jake FRANKLIN	GBR	MiniGP Qatar		1:36.714	1:15.762	<b>1:14.719</b>	<b>1:14.719</b>	4.077 0.030
41	18 Jäger STOCKILL	CAN	MiniGP Canada		1:26.392	1:16.359	<b>1:15.514</b>	<b>1:15.514</b>	4.872 0.795

Race Director:

Timekeeper:

Alberto Estébanez