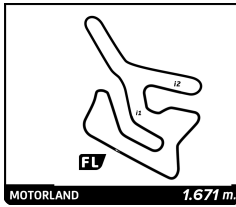




MOTORLAND ARAGON, SPAIN • 12-14 November 2024



160cc MiniGP Final Free Practice 2 - Group A

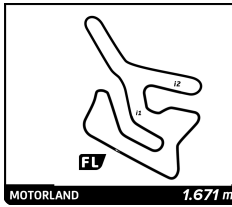
Sector Analysis

— Invalidated Lap ■ Personal Best ■ Session Best B Crossing the pit lane

Lap	Time	Sector 1	Sector 2	Sector 3	Kph	Elapsed	Lap	Time	Sector 1	Sector 2	Sector 3	Kph	Elapsed	
12	Chaz WILLIAMS AUS							18	Jäger STOCKILL CAN					
	MiniGP Australia								MiniGP Canada					
1	1:38.087	43.425	27.579	27.083	61.3	1:38.087	1	1:38.422	43.105	27.616	27.701	61.1	1:38.422	
2	1:15.937	26.222	24.638	25.077	79.2	2:54.024	2	1:20.368	27.525	25.966	26.877	74.9	2:58.790	
3	1:16.794	25.880	25.006	25.908	78.3	4:10.818	3	1:19.585	27.032	26.239	26.314	75.6	4:18.375	
4	1:16.596	25.661	25.085	25.850	78.5	5:27.414	4	1:18.668	26.686	25.781	26.201	76.5	5:37.043	
5	1:14.247	25.383	23.960	24.904	81.0	6:41.661	5	1:18.294	26.445	25.650	26.199	76.8	6:55.337	
6	1:13.327	24.967	23.930	24.430	82.0	7:54.988	6	1:18.204	26.419	25.653	26.132	76.9	8:13.541	
7	1:13.006	24.736	23.735	24.535	82.4	9:07.994	7	1:17.564	26.435	25.249	25.880	77.6	9:31.105	
8	1:12.332	24.403	23.707	24.222	83.2	10:20.326	8	1:17.719	26.530	25.421	25.768	77.4	10:48.824	
9	1:12.487	24.442	23.751	24.294	83.0	11:32.813	9	1:17.045	26.134	25.133	25.778	78.1	12:05.869	
10	1:12.108	24.433	23.583	24.092	83.4	12:44.921	10	1:16.771	26.190	24.991	25.590	78.4	13:22.640	
11	1:12.925	25.190	23.713	24.022	82.5	13:57.846	11	1:16.624	26.043	25.008	25.573	78.5	14:39.264	
12	1:12.051	24.459	23.485	24.107	83.5	15:09.897	12	1:16.450	26.067	24.713	25.670	78.7	15:55.714	
13	1:12.969	24.495	23.537	24.937	82.4	16:22.866	13	1:16.431	25.886	24.829	25.716	78.7	17:12.145	
14	1:12.711	24.685	23.617	24.409	82.7	17:35.577	14	1:19.155	27.845	25.224	26.086	76.0	18:31.300	
15	1:12.231	24.520	23.461	24.250	83.3	18:47.808	15	1:16.359	25.931	24.875	25.553	78.8	19:47.659	
16	1:12.534	24.760	23.540	24.234	82.9	20:00.342	16	1:16.765	25.998	25.013	25.754	78.4	21:04.424	
14	Márk MOHAI HUN							19	Huang TINGNUO CHN					
	MiniGP Austria								MiniGP China					
1	1:36.190	42.397	26.928	26.865	62.5	1:36.190	1	1:34.464	41.661	25.870	26.933	63.7	1:34.464	
2	1:18.902	26.921	26.142	25.839	76.2	2:55.092	2	1:18.204	26.816	24.825	26.563	76.9	2:52.668	
3	1:16.899	26.003	25.477	25.419	78.2	4:11.991	3	1:17.717	26.225	24.902	26.590	77.4	4:10.385	
4	1:16.028	25.759	25.127	25.142	79.1	5:28.019	4	1:16.013	25.787	24.625	25.601	79.1	5:26.398	
5	1:16.470	26.352	25.042	25.076	78.7	6:44.489	5	1:27.126	25.382	24.071	37.673	69.0	6:53.524	
6	1:16.502	26.420	24.976	25.106	78.6	8:00.991	6	1:14.321	25.587	24.084	24.650	80.9	8:07.845	
7	1:12.146B	25.723	25.083	21.340	83.4	9:13.137	7	1:13.178	25.167	23.744	24.267	82.2	9:21.023	
8	3:03.468	2:13.436	24.980	25.052	32.8	12:16.605	8	1:13.224	25.154	23.733	24.337	82.2	10:34.247	
9	1:14.780	25.433	24.615	24.732	80.4	13:31.385	9	1:13.584	24.540	24.019	25.025	81.8	11:47.831	
10	1:14.481	25.341	24.583	24.557	80.8	14:45.866	10	1:13.063	24.902	23.854	24.307	82.3	13:00.894	
11	1:13.995	25.197	24.320	24.478	81.3	15:59.861	11	1:14.276	25.047	24.317	24.912	81.0	14:15.170	
12	1:13.854	25.121	24.427	24.306	81.5	17:13.715	12	1:14.059	25.867	23.593	24.599	81.2	15:29.229	
13	1:13.930	25.350	24.402	24.178	81.4	18:27.645	13	1:12.811	24.811	23.678	24.322	82.6	16:42.040	
14	1:13.916	25.188	24.397	24.331	81.4	19:41.561	14	1:13.109	24.941	23.654	24.514	82.3	17:55.149	
15	1:13.586	24.919	24.347	24.320	81.7	20:55.147	15	1:16.955	28.279	23.721	24.955	78.2	19:12.104	
							16	1:12.724	24.729	23.686	24.309	82.7	20:24.828	
16	Timurs SCICKO LVA							23	Simon KUCERIK CZE					
	MiniGP Baltic								MiniGP Czech Republic					
1	1:33.509	38.925	26.909	27.675	64.3	1:33.509	1	1:34.141	38.534	27.642	27.965	63.9	1:34.141	
2	1:19.002	26.788	25.427	26.787	76.1	2:52.511	2	1:19.134	27.025	25.536	26.573	76.0	2:53.275	
3	1:14.466B	26.239	26.075	22.152	80.8	4:06.977	3	1:16.950	26.078	25.079	25.793	78.2	4:10.225	
4	2:50.857	2:00.205	25.017	25.635	35.2	6:57.834	4	1:16.768	25.786	25.075	25.907	78.4	5:26.993	
5	1:16.762	26.003	24.871	25.888	78.4	8:14.596	5	1:15.685	26.333	24.518	24.834	79.5	6:42.678	
6	1:16.699	26.222	24.641	25.836	78.4	9:31.295	6	1:13.766	25.121	24.260	24.385	81.5	7:56.444	
7	1:16.450	26.040	24.850	25.560	78.7	10:47.745	7	1:13.197	24.837	24.048	24.312	82.2	9:09.641	
8	1:16.090	25.996	24.825	25.269	79.1	12:03.835	8	1:12.845	24.683	23.826	24.336	82.6	10:22.486	
9	1:15.713	25.912	24.705	25.096	79.5	13:19.548	9	1:12.870	24.756	23.843	24.271	82.6	11:35.356	
10	1:15.104	25.537	24.664	24.903	80.1	14:34.652	10	1:12.802	24.808	23.811	24.183	82.6	12:48.158	
11	1:15.048	25.621	24.444	24.983	80.2	15:49.700	11	1:12.807	24.843	23.657	24.307	82.6	14:00.965	
12	1:15.014	25.494	24.593	24.927	80.2	17:04.714	12	1:12.947	24.756	23.861	24.330	82.5	15:13.912	
13	1:14.896	25.676	24.312	24.908	80.3	18:19.610	13	1:13.087	24.658	23.759	24.670	82.3	16:26.999	
14	1:15.129	25.482	24.779	24.868	80.1	19:34.739	14	1:12.947	24.565	23.763	24.619	82.5	17:39.946	
15	1:12.710B	25.643	25.283	21.784	82.7	20:47.449	15	1:12.967	24.854	23.755	24.358	82.4	18:52.913	
							16	1:13.030	24.658	23.830	24.542	82.4	20:05.943	



MOTORLAND ARAGON, SPAIN • 12-14 November 2024



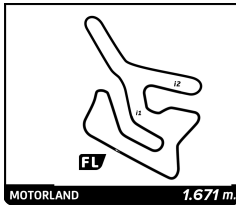
160cc MiniGP Final Free Practice 2 - Group A

Sector Analysis

Lap		Time	Sector 1	Sector 2	Sector 3	Kph	Elapsed	Lap		Time	Sector 1	Sector 2	Sector 3	Kph	Elapsed
25 Miro MASSON BEL MiniGP France OHVALE								47 Alexandre CABÁ PRT MiniGP Portugal OHVALE							
1	1:33.130	38.592	26.905	27.633	64.6	1:33.130	1	1:40.618	48.259	26.022	26.337	59.8	1:40.618		
2	1:19.033	26.755	25.623	26.655	76.1	2:52.163	2	1:18.690	26.843	26.216	25.631	76.4	2:59.308		
3	1:17.614	26.177	25.184	26.253	77.5	4:09.777	3	1:16.773	26.228	25.104	25.441	78.4	4:16.081		
4	1:17.357	25.861	24.905	26.591	77.8	5:27.134	4	1:16.214	25.818	25.141	25.255	78.9	5:32.295		
5	1:17.200	26.555	24.679	25.966	77.9	6:44.334	5	1:16.009	25.799	24.906	25.304	79.1	6:48.304		
6	1:16.321	25.842	24.722	25.757	78.8	8:00.655	6	1:15.791	25.724	25.173	24.894	79.4	8:04.095		
7	1:15.815	25.407	24.500	25.908	79.3	9:16.470	7	1:16.211	25.766	25.228	25.217	78.9	9:20.306		
8	1:15.110	25.500	24.249	25.361	80.1	10:31.580	8	1:15.636	25.807	25.087	24.742	79.5	10:35.942		
9	1:14.607	25.103	24.284	25.220	80.6	11:46.187	9	1:15.589	25.621	24.976	24.992	79.6	11:51.531		
10	1:14.345	25.028	24.227	25.090	80.9	13:00.532	10	1:15.266	25.545	24.767	24.954	79.9	13:06.797		
11	1:14.464	25.035	24.284	25.145	80.8	14:14.996	11	1:14.791	25.462	24.771	24.558	80.4	14:21.588		
12	1:15.789	26.239	24.355	25.195	79.4	15:30.785	12	1:14.570	25.397	24.614	24.559	80.7	15:36.158		
13	1:13.855	24.978	23.938	24.939	81.5	16:44.640	13	1:14.714	25.334	24.744	24.636	80.5	16:50.872		
14	1:14.150	25.053	24.235	24.862	81.1	17:58.790	14	1:14.651	25.430	24.584	24.637	80.6	18:05.523		
15	1:13.774	25.109	23.928	24.737	81.5	19:12.564	15	1:14.702	25.410	24.690	24.602	80.5	19:20.225		
16	1:13.185	24.856	23.848	24.481	82.2	20:25.749	16	1:14.660	25.367	24.518	24.775	80.6	20:34.885		
42 Casper PENNINGNS NLD MiniGP Netherlands OHVALE								48 Jake FRANKLIN GBR MiniGP Qatar OHVALE							
1	1:36.566	44.482	25.952	26.132	62.3	1:36.566	1	1:41.128	45.961	27.139	28.028	59.5	1:41.128		
2	1:16.902	26.902	24.879	25.121	78.2	2:53.468	2	1:19.885	27.598	25.648	26.639	75.3	3:01.013		
3	1:17.217	26.327	24.810	26.080	77.9	4:10.685	3	1:19.418	26.958	25.741	26.719	75.7	4:20.431		
4	1:16.363	25.774	24.906	25.683	78.8	5:27.048	4	1:18.797	26.698	25.758	26.341	76.3	5:39.228		
5	1:13.744	25.261	23.797	24.686	81.6	6:40.792	5	1:18.031	26.552	25.274	26.205	77.1	6:57.259		
6	1:12.764	24.887	23.879	23.998	82.7	7:53.556	6	1:17.915	26.253	25.309	26.353	77.2	8:15.174		
7	1:12.378	24.642	23.675	24.061	83.1	9:05.934	7	1:17.157	26.318	25.158	25.681	78.0	9:32.331		
8	1:12.202	24.647	23.660	23.895	83.3	10:18.136	8	1:17.064	26.176	25.043	25.845	78.1	10:49.395		
9	1:12.232	24.494	23.720	24.018	83.3	11:30.368	9	1:16.903	26.255	24.907	25.741	78.2	12:06.298		
10	1:12.169	24.644	23.463	24.062	83.4	12:42.537	10	1:16.669	26.416	24.818	25.435	78.5	13:22.967		
11	1:12.105	24.450	23.706	23.949	83.4	13:54.642	11	1:16.529	26.018	24.853	25.658	78.6	14:39.496		
12	1:11.928	24.458	23.605	23.865	83.6	15:06.570	12	1:16.330	26.150	24.585	25.595	78.8	15:55.826		
13	1:12.632 B	24.748	25.919	21.965	82.8	16:19.202	13	1:16.892	26.228	25.127	25.537	78.2	17:12.718		
14	2:16.309	1:25.196	26.616	24.497	44.1	18:35.511	14	1:16.665	26.221	25.119	25.325	78.5	18:29.383		
15	1:12.388	24.690	23.653	24.045	83.1	19:47.899	15	1:16.182	26.048	24.694	25.440	79.0	19:45.565		
16	1:13.484	25.515	23.490	24.479	81.9	21:01.383	16	1:15.762	26.021	24.549	25.192	79.4	21:01.327		
44 Kenzo ABADILLA PHL MiniGP Philippines OHVALE								51 Shengbo SUN CHN MiniGP Spain OHVALE							
1	1:34.367	39.680	26.626	28.061	63.7	1:34.367	1	1:30.868	35.226	27.209	28.433	66.2	1:30.868		
2	1:18.847	27.159	25.328	26.360	76.3	2:53.214	2	1:18.678	27.746	25.260	25.672	76.5	2:49.546		
3	1:18.434	26.205	26.468	25.761	76.7	4:11.648	3	1:14.891	25.807	24.609	24.475	80.3	4:04.437		
4	1:16.219	25.736	25.208	25.275	78.9	5:27.867	4	1:13.094	25.032	24.001	24.061	82.3	5:17.531		
5	1:16.353	25.732	25.077	25.544	78.8	6:44.220	5	1:12.420	24.710	23.843	23.867	83.1	6:29.951		
6	1:16.481	25.662	25.446	25.373	78.7	8:00.701	6	1:12.772	24.845	23.973	23.954	82.7	7:42.723		
7	1:15.449	25.700	24.607	25.142	79.7	9:16.150	7	1:12.186	24.740	23.650	23.796	83.3	8:54.909		
8	1:15.810	25.979	24.640	25.191	79.4	10:31.960	8	1:11.523	24.410	23.522	23.591	84.1	10:06.432		
9	1:12.100 B	25.281	24.900	21.919	83.4	11:44.060	9	1:11.397	24.154	23.554	23.689	84.3	11:17.829		
10	2:34.984	1:44.599	25.131	25.254	38.8	14:19.044	10	1:11.759	24.261	23.752	23.746	83.8	12:29.588		
11	1:15.327	25.675	24.780	24.872	79.9	15:34.371	11	1:11.698	24.545	23.583	23.570	83.9	13:41.286		
12	1:15.426	25.477	24.723	25.226	79.8	16:49.797	12	1:11.622	24.307	23.592	23.723	84.0	14:52.908		
13	1:15.102	25.528	24.738	24.836	80.1	18:04.899	13	1:11.716	24.453	23.471	23.792	83.9	16:04.624		
14	1:15.055	25.340	24.491	25.224	80.1	19:19.954	14	1:18.046	27.419	25.879	24.748	77.1	17:22.670		
15	1:14.695	25.308	24.558	24.829	80.5	20:34.649	15	1:09.546 B	24.233	23.566	21.747	86.5	18:32.216		



MOTORLAND ARAGON, SPAIN • 12-14 November 2024



160cc MiniGP Final Free Practice 2 - Group A

Sector Analysis

— Invalidated Lap ■ Personal Best ■ Session Best B Crossing the pit lane

Lap	Time	Sector 1	Sector 2	Sector 3	Kph	Elapsed	Lap	Time	Sector 1	Sector 2	Sector 3	Kph	Elapsed
53 Tyler HUMPHRIES							GBR						
MiniGP UK							OHVALE						
1	1:30.055	36.801	26.301	26.953	66.8	1:30.055							
2	1:17.365	26.546	25.346	25.473	77.8	2:47.420							
3	1:15.393	25.721	24.558	25.114	79.8	4:02.813							
4	1:14.641	25.378	24.478	24.785	80.6	5:17.454							
5	1:13.664	25.238	23.830	24.596	81.7	6:31.118							
6	1:13.615	24.996	24.221	24.398	81.7	7:44.733							
7	1:13.743	24.960	24.119	24.664	81.6	8:58.476							
8	1:13.461	24.998	23.975	24.488	81.9	10:11.937							
9	1:10.932 B	24.897	24.138	21.897	84.8	11:22.869							
10	2:37.170	1:48.639	24.101	24.430	38.3	14:00.039							
11	1:13.339	24.950	23.899	24.490	82.0	15:13.378							
12	1:13.213	24.895	23.838	24.480	82.2	16:26.591							
13	1:13.229	24.803	23.963	24.463	82.1	17:39.820							
14	1:12.677	24.801	23.700	24.176	82.8	18:52.497							
15	1:13.128	24.669	24.129	24.330	82.3	20:05.625							
56 Connor RAYMOND							USA						
MiniCUP USA							OHVALE						
1	1:39.776	44.794	27.147	27.835	60.3	1:39.776							
2	1:21.037	27.567	26.318	27.152	74.2	3:00.813							
3	1:19.353	26.792	25.953	26.608	75.8	4:20.166							
4	1:18.705	26.654	25.734	26.317	76.4	5:38.871							
5	1:17.943	26.507	25.422	26.014	77.2	6:56.814							
6	1:17.645	26.309	25.312	26.024	77.5	8:14.459							
7	1:17.114	26.050	25.232	25.832	78.0	9:31.573							
8	1:17.617	26.389	25.240	25.988	77.5	10:49.190							
9	1:16.971	25.887	25.334	25.750	78.2	12:06.161							
10	1:17.063	26.013	25.115	25.935	78.1	13:23.224							
11	1:16.606	25.893	24.998	25.715	78.5	14:39.830							
12	1:16.392	25.955	24.718	25.719	78.7	15:56.222							
13	1:16.273	25.916	24.810	25.547	78.9	17:12.495							
14	1:16.743	26.113	25.160	25.470	78.4	18:29.238							
15	1:16.071	25.734	24.860	25.477	79.1	19:45.309							
16	1:16.735	26.446	24.626	25.663	78.4	21:02.044							