

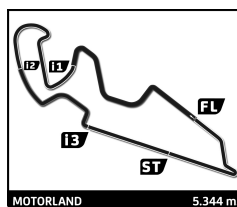
Formula Winter Series

WINTER SERIES - ARAGON

Qualifying 1

Sector Analysis

___ Invalidated Lap							■ Personal Best							■ Session Best							B Crossing the pit lane																																																								
Lap	Time	Sector 1	Sector 2	Sector 3	Sector 4	T.Sp	Lap	Time	Sector 1	Sector 2	Sector 3	Sector 4	T.Sp	Lap	Time	Sector 1	Sector 2	Sector 3	Sector 4	T.Sp	Lap	Time	Sector 1	Sector 2	Sector 3	Sector 4	T.Sp																																																		
3	Griffin PEEBLES						ESP	3	2:08.343	33.431	33.038	21.629	40.245	231.8	4	2:17.014B	32.324	33.015	21.175	50.500	198.2	5	5:14.868	3:38.099	33.537	21.549	41.683	210.1	6	2:02.840	31.574	31.965	20.976	38.325	233.3	7	2:01.893	31.242	31.906	20.792	37.953	233.8	8	2:02.009	31.582	31.782	20.680	37.965	231.8	9	2:01.896	31.251	32.004	20.614	38.027	232.3																					
MP Motorsport							Tatuus F4 T-421																																																																						
1	2:46.536	1:03.460	37.419	24.736	40.921	209.3	1	2:55.591	1:10.054	37.483	24.332	43.722	175.3	2	2:09.519	34.771	34.013	21.861	38.874	226.4	3	2:05.152	32.308	32.347	20.847	39.650	230.3	4	2:02.841	31.481	32.083	20.725	38.552	231.8	5	2:17.287B	31.217	31.849	21.427	52.794	226.9	6	3:57.314	2:24.376	32.222	20.798	39.918	226.4	7	2:01.719	31.276	31.853	20.537	38.053	232.8	8	2:03.569	33.128	31.880	20.685	37.876	234.3	9	2:00.810	30.974	31.657	20.253	37.926	233.3	10	2:00.570	30.924	31.580	20.286	37.780	231.8	
4	Juan COTA						ESP	1	2:26.882	46.950	35.435	23.285	41.212	208.9	2	2:14.899	32.914	33.494	22.843	45.648	120.8	3	2:04.143	32.039	32.382	20.796	38.926	232.3	4	2:04.428	31.429	31.996	20.946	40.057	232.8	5	2:16.660B	31.494	31.689	20.457	53.020	179.4	6	4:15.876	2:42.935	32.046	20.972	39.923	203.4	7	2:01.356	31.193	31.689	20.457	38.017	235.3	8	2:01.145	31.239	31.524	20.476	37.906	234.3	9	2:00.658	31.024	31.623	20.277	37.734	233.8	10	2:00.676	31.096	31.545	20.370	37.665	233.8
DriveX							Tatuus F4 T-421																																																																						
5	Lorenzo CASTILLO						MEX	1	3:20.629	1:30.078	38.913	25.677	45.961	163.6	2	2:12.216	34.539	33.925	22.029	41.653	183.1	3	2:05.491	32.691	32.813	21.200	38.787	228.3	4	2:04.098	31.818	32.533	21.106	38.641	228.8	5	2:18.601B	31.713	32.385	21.781	52.722	179.4	6	4:06.738	2:31.768	32.810	21.168	40.992	197.4	7	2:03.295	31.763	32.297	20.691	38.544	230.3	8	2:02.929	31.539	32.097	20.818	38.475	231.3	9	2:02.479	31.463	32.035	20.642	38.339	229.3	10	2:02.260	31.458	31.940	20.521	38.341	229.8
Tecnicar							Tatuus F4 T-421																																																																						
7	Maciej GLADYSZ						POL	1	2:43.878	1:00.082	36.658	23.924	43.214	174.5	2	2:09.140	32.854	33.109	21.491	41.686	196.0	3	2:08.011	31.859	32.257	22.300	41.595	220.9	4	2:03.505	31.346	31.822	21.279	39.058	218.2	5	2:17.181B	31.110	31.657	20.443	53.971	204.5	6	4:07.812	2:31.301	31.908	21.688	42.915	200.7	7	2:01.179	31.295	31.619	20.427	37.838	235.8	8	2:01.111	31.094	31.733	20.506	37.778	234.3	9	2:00.487	30.816	31.549	20.340	37.782	235.3	10	2:00.606	30.945	31.551	20.284	37.826	235.3
MP Motorsport							Tatuus F4 T-421																																																																						
8	Carrie SCHREINER						DEU	1	4:25.376	2:39.407	39.014	25.194	41.761	207.7	2	2:11.846	35.522	34.491	22.683	39.150	230.3																																																								
Campos Racing							Tatuus F4 T-421																																																																						
9	René LAMMERS						NLD	1	2:08.412	34.680	33.295	21.431	39.006	232.8	2	2:03.907	32.048	32.415	20.734	38.710	231.8	3	2:03.907	32.048	32.415	20.734	38.710	231.8	4	2:12.619B	32.141	31.995	20.325	48.158	232.8	5	5:26.691	3:55.685	32.204	20.580	38.222	234.3	6	2:07.953B	31.456	31.764	20.326	44.407	231.3																												
MP Motorsport							Tatuus F4 T-421																																																																						
11	Enzo TARNVANICKKUL						THA	1	4:20.866	2:36.073	37.478	23.724	43.591	181.5	2	2:08.412	34.680	33.295	21.431	39.006	232.8	3	2:03.907	32.048	32.415	20.734	38.710	231.8	4	2:12.619B	32.141	31.995	20.325	48.158	232.8	5	5:26.691	3:55.685	32.204	20.580	38.222	234.3	6	2:07.953B	31.456	31.764	20.326	44.407	231.3																												
Campos Racing							Tatuus F4 T-421																																																																						
12	Gianmarco PRADEL						AUS	1	2:23.677	42.077	37.124	23.757	40.719	216.0	2	2:13.875	33.262	33.170	21.782	45.661	146.1	3	2:07.125	32.787	32.242	20.866	41.230	224.5	4	2:10.625	32.161	31.950	22.051	44.463	225.9	5	2:14.701B	31.310	31.627	20.478	51.286	181.5	6	4:04.273	2:30.120	33.764	20.936	39.453	218.2	7	2:01.073	31.088	31.639	20.284	38.062	233.3	8	2:00.473	30.987	31.573	20.245	37.668	234.8	9	2:00.965	31.189	31.693	20.325	37.758	233.3	10	2:05.837B	31.114	31.705	20.276	42.742	233.3
US Racing							Tatuus F4 T-421																																																																						
14	Wiktor DOBRZANSKI						POL	1	3:22.403	1:31.634	38.359	25.963	46.447	158.8	2	2:11.650	33.915	34.148	22.139	41.448	191.5	3	2:06.238	32.636	32.950	21.614	39.038	227.8	4	2:05.159	32.169	32.764	21.206	39.020	227.4	5	2:17.850B	32.160	32.470	21.369	51.851	175.6	6	4:17.410	2:43.617	32.824	21.331	39.638	222.2	7	2:04.033	31.854	32.328	21.114	38.737	227.4	8	2:03.639	31.774	32.367	20.979	38.519	228.3	9	2:03.636	31.848	32.173	20.864	38.751	227.4	10	2:03.060	31.615	32.124	20.797	38.524	227.4
Tecnicar							Tatuus F4 T-421																																																																						



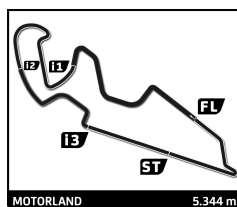
Formula Winter Series

WINTER SERIES - ARAGON

Qualifying 1

Sector Analysis

___ Invalidated Lap							■ Personal Best							■ Session Best							B Crossing the pit lane																																																															
Lap	Time	Sector 1	Sector 2	Sector 3	Sector 4	T.Spd	Lap	Time	Sector 1	Sector 2	Sector 3	Sector 4	T.Spd	Lap	Time	Sector 1	Sector 2	Sector 3	Sector 4	T.Spd	Lap	Time	Sector 1	Sector 2	Sector 3	Sector 4	T.Spd																																																									
16	Bianca BUSTAMANTE						PHL	4	<u>2:06.452</u>	32.550	<u>33.220</u>	21.689	38.993	228.3	5	2:23.611B	33.560	34.719	23.876	51.456	192.2	6	4:09.958	2:33.203	33.325	24.226	39.204	227.8	7	2:05.231	32.791	32.614	21.172	38.654	228.8	8	2:04.418	32.158	32.709	20.802	38.749	230.3	9	2:05.271	31.950	32.473	21.409	39.439	229.3	10	2:03.877	32.118	32.509	20.769	38.481	228.8																												
	GRS	Tatuus F4 T-421						5	2:19.118B	31.359	31.639	22.504	53.616	199.6	6	3:53.154	2:21.092	31.943	21.102	39.017	233.8	7	2:02.208	31.577	31.808	20.616	38.207	233.8	8	2:02.068	31.299	31.920	20.599	38.250	237.4	9	<u>2:01.924</u>	31.226	31.814	20.536	38.348	235.3	10	<u>2:01.929</u>	31.412	<u>31.651</u>	20.667	38.199	229.8																																			
18	Andrés CÁRDENAS						PER	1	4:16.338	2:34.580	36.752	23.698	41.308	210.1	2	<u>2:08.138</u>	33.750	<u>33.200</u>	21.618	39.570	212.6	3	2:03.653	31.995	32.125	20.634	38.899	224.5	4	2:10.799B	31.347	31.711	20.294	47.447	234.3	5	5:26.524	3:51.940	33.536	21.251	39.797	218.6	6	<u>2:02.434</u>	31.228	<u>32.061</u>	20.526	38.619	223.1	7	2:00.471	31.017	31.485	20.163	37.806	235.3	8	2:02.135	31.057	31.633	21.283	38.162	231.8	9	2:00.614	31.046	31.494	20.164	37.910	233.3														
	Campos Racing	Tatuus F4 T-421						10	2:00.614	31.046	31.494	20.164	37.910	233.3	1	4:16.338	2:34.580	36.752	23.698	41.308	210.1	2	<u>2:08.138</u>	33.750	<u>33.200</u>	21.618	39.570	212.6	3	2:03.653	31.995	32.125	20.634	38.899	224.5	4	2:10.799B	31.347	31.711	20.294	47.447	234.3	5	5:26.524	3:51.940	33.536	21.251	39.797	218.6	6	<u>2:02.434</u>	31.228	<u>32.061</u>	20.526	38.619	223.1	7	2:00.471	31.017	31.485	20.163	37.806	235.3	8	2:02.135	31.057	31.633	21.283	38.162	231.8	9	2:00.614	31.046	31.494	20.164	37.910	233.3							
19	Kabir ANURAG						SGP	1	2:27.732	45.203	35.982	24.146	42.401	206.1	2	2:17.750	32.816	32.932	21.449	50.553	156.5	3	2:09.571	36.939	32.380	20.694	39.558	233.8	4	2:02.544	31.280	32.046	20.616	38.602	233.8	5	2:17.004B	31.385	31.669	20.462	53.488	173.1	6	4:06.097	2:32.526	32.519	20.901	40.151	207.7	7	2:01.617	31.395	31.569	20.530	38.123	234.8	8	2:00.605	30.968	31.529	20.283	37.825	235.3	9	2:00.610	31.038	31.501	20.280	37.791	236.3	10	2:00.641	31.057	31.597	20.143	37.844	234.8							
	US Racing	Tatuus F4 T-421						10	2:00.641	31.057	31.597	20.143	37.844	234.8	1	2:27.732	45.203	35.982	24.146	42.401	206.1	2	2:17.750	32.816	32.932	21.449	50.553	156.5	3	2:09.571	36.939	32.380	20.694	39.558	233.8	4	2:02.544	31.280	32.046	20.616	38.602	233.8	5	2:17.004B	31.385	31.669	20.462	53.488	173.1	6	4:06.097	2:32.526	32.519	20.901	40.151	207.7	7	2:01.617	31.395	31.569	20.530	38.123	234.8	8	2:00.605	30.968	31.529	20.283	37.825	235.3	9	2:00.610	31.038	31.501	20.280	37.791	236.3	10	2:00.641	31.057	31.597	20.143	37.844	234.8
21	Lucas FLUXÁ						ESP	1	2:47.357	1:04.490	37.083	24.990	40.794	208.1	2	2:11.611	34.283	34.094	21.990	41.244	208.9	3	2:06.909	32.848	32.770	21.344	39.947	229.8	4	2:03.660	31.666	31.984	20.674	39.336	216.9	5	2:16.656B	31.204	31.734	20.877	52.841	197.8	6	4:02.474	2:29.326	32.196	20.970	39.982	208.9	7	2:01.420	31.266	31.702	20.593	37.859	234.3	8	2:00.840	31.121	31.499	20.335	37.885	232.8	9	2:00.812	31.062	31.598	20.362	37.790	232.3	10	2:00.620	30.948	31.517	20.257	37.898	231.8							
	F4MP Motorsport	Tatuus F4 T-421						10	2:00.620	30.948	31.517	20.257	37.898	231.8	1	2:47.357	1:04.490	37.083	24.990	40.794	208.1	2	2:11.611	34.283	34.094	21.990	41.244	208.9	3	2:06.909	32.848	32.770	21.344	39.947	229.8	4	2:03.660	31.666	31.984	20.674	39.336	216.9	5	2:16.656B	31.204	31.734	20.877	52.841	197.8	6	4:02.474	2:29.326	32.196	20.970	39.982	208.9	7	2:01.420	31.266	31.702	20.593	37.859	234.3	8	2:00.840	31.121	31.499	20.335	37.885	232.8	9	2:00.812	31.062	31.598	20.362	37.790	232.3	10	2:00.620	30.948	31.517	20.257	37.898	231.8
22	Nathanael BERREBY						CHE	1	2:46.152	1:01.711	38.604	24.790	41.047	223.1	2	2:17.285	35.997	38.840	22.298	40.150	226.9	3	<u>2:13.073</u>	34.529	<u>35.108</u>	21.865	41.571	231.3																																																								
	Maffi Racing	Tatuus F4 T-421						3	<u>2:13.073</u>	34.529	<u>35.108</u>	21.865	41.571	231.3	1	2:46.152	1:01.711	38.604	24.790	41.047	223.1	2	2:17.285	35.997	38.840	22.298	40.150	226.9																																																								
23	Preston LAMBERT						USA	1	3:17.120	1:26.672	38.636	24.824	46.988	165.6	2	2:13.984	34.494	33.851	22.186	43.453	169.0	3	2:04.800	32.443	32.620	21.232	38.505	230.8	4	2:03.312	31.814	32.268	20.867	38.363	230.3	5	2:18.970B	32.100	32.211	22.398	52.261	186.2	6	4:08.234	2:35.188	32.817	21.087	39.142	219.5	7	2:03.077	31.669	32.042	20.778	38.588	234.8	8	<u>2:03.332</u>	<u>32.011</u>	<u>32.053</u>	20.746	38.522	233.3	9	2:02.522	31.489	32.080	20.710	38.243	230.8	10	2:02.075	31.373	31.970	20.592	38.140	231.8							
	Rodin Motorsport	Tatuus F4 T-421						10	2:02.075	31.373	31.970	20.592	38.140	231.8	1	3:17.120	1:26.672	38.636	24.824	46.988	165.6	2	2:13.984	34.494	33.851	22.186	43.453	169.0	3	2:04.800	32.443	32.620	21.232	38.505	230.8	4	2:03.312	31.814	32.268	20.867	38.363	230.3	5	2:18.970B	32.100	32.211	22.398	52.261	186.2	6	4:08.234	2:35.188	32.817	21.087	39.142	219.5	7	2:03.077	31.669	32.042	20.778	38.588	234.8	8	<u>2:03.332</u>	<u>32.011</u>	<u>32.053</u>	20.746	38.522	233.3	9	2:02.522	31.489	32.080	20.710	38.243	230.8	10	2:02.075	31.373	31.970	20.592	38.140	231.8
24	Adam HIDEG						HUN	1	3:07.984	1:21.362	38.084	25.338	43.200	189.8	2	2:11.105	33.620	33.368	22.204	41.913	192.2	3	2:04.484	32.407	32.527	21.006	38.544	230.3	4	2:02.246	31.420	31.888	20.775	38.163	231.3	5	2:18.431B	31.372	31.853	21.481	53.725	160.2	6	3:57.943	2:23.513	32.480	21.309	40.641	217.3	7	2:01.624	31.201	31.745	20.700	37.978	233.3	8	2:01.238	31.073	31.667	20.603	37.895	233.3	9	2:01.179	31.161	31.670	20.426	37.922	232.3	10	2:01.321	31.133	31.629	20.495	38.064	231.8							
	Jenzer Motorsport	Tatuus F4 T-421						10	2:01.321	31.133	31.629	20.495	38.064	231.8	1	3:07.984	1:21.362	38.084	25.338	43.200	189.8	2	2:11.105	33.620	33.368	22.204	41.913	192.2	3	2:04.484	32.407	32.527	21.006	38.544	230.3	4	2:02.246	31.420	31.888	20.775	38.163	231.3	5	2:18.431B	31.372	31.853	21.481	53.725	160.2	6	3:57.943	2:23.513	32.480	21.309	40.641	217.3	7	2:01.624	31.201	31.745	20.700	37.978	233.3	8	2:01.238	31.073	31.667	20.603	37.895	233.3	9	2:01.179	31.161	31.670	20.426	37.922	232.3	10	2:01.321	31.133	31.629	20.495	38.064	231.8
25	Arthur DORISON						FRA	1	3:13.309	1:24.763	37.204	24.970	46.372	169.3	2	<u>2:09.354</u>	33.458	<u>33.073</u>	21.676	41.147	189.5	3	2:04.754	32.671	32.402	20.922	38.759	230.3	4	<u>2:05.367</u>	31.482	<u>32.072</u>	20.806	41.007	233.3	5	2:23.616B	31.819	34.468	23.511	53.818	181.2	6	3:49.610	2:15.028	32.484	20.998	41.100	227.8	7	2:02.531	31.490	31.964	20.670	38.407	230.8	8	2:02.100	31.414	31.829	20.606	38.251	232.3	9	2:02.076	31.548	31.794	20.427	38.307	229.3	10	2:01.544	31.363	31.731	20.380	38.070	232.3							
	Jenzer Motorsport	Tatuus F4 T-421						10	2:01.544	31.363	31.731	20.380	38.070	232.3	1	3:13.309	1:24.763	37.204	24.970	46.372	169.3	2	<u>2:09.354</u>	33.458	<u>33.073</u>	21.676	41.147	189.5	3	2:04.754	32.671	32.402	20.922	38.759	230.3	4	<u>2:05.367</u>	31.482	<u>32.072</u>	20.806	41.007	233.3	5	2:23.616B	31.819	34.468	23.511	53.818	181.2	6	3:49.610	2:15.028	32.484	20.998	41.100	227.8	7	2:02.531	31.490	31.964	20.670	38.407	230.8	8	2:02.100	31.414	31.829	20.606	38.251	232.3	9	2:02.076	31.548	31.794										



Formula Winter Series

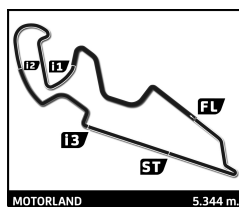
WINTER SERIES - ARAGON

Qualifying 1

Sector Analysis

— Invalidated Lap ■ Personal Best ■ Session Best B Crossing the pit lane

Lap	Time	Sector 1	Sector 2	Sector 3	Sector 4	T.Spd	Lap	Time	Sector 1	Sector 2	Sector 3	Sector 4	T.Spd
9	2:08.774 B	31.214	31.961	20.514	45.085	232.3	2	2:08.914	33.627	33.253	21.643	40.391	220.4
27 Edouard BORGNA						FRA	3	2:03.408	32.126	32.169	20.709	38.404	234.8
Jenzer Motorsport						Tatuus F4 T-421	4	2:11.196 B	31.738	31.862	20.399	47.197	230.3
1	3:05.914	1:14.858	40.309	26.031	44.716	161.0	5	5:24.796	3:33.478	37.914	27.005	46.399	189.5
2	2:14.049	35.487	35.150	22.644	40.768	196.0	6	2:03.362	32.371	31.962	20.562	38.467	233.3
3	2:05.316	32.768	32.789	21.349	38.410	232.3	7	2:01.038	31.183	31.657	20.367	37.831	234.8
4	2:04.393	32.189	32.597	21.276	38.331	231.8	8	2:01.452	30.919	31.616	20.643	38.274	233.3
5	2:22.068 B	32.216	34.039	25.409	50.404	207.7	9	2:00.730	31.097	31.610	20.200	37.823	233.8
6	3:51.528	2:17.246	32.951	21.319	40.012	222.2	37 Filippo FIORENTINO						BRA
7	2:02.704	31.336	32.114	21.159	38.095	232.8	CRAM						Tatuus F4 T-421
8	2:02.999	31.597	32.213	20.981	38.208	233.8	1	4:17.535	2:31.368	37.479	24.715	43.973	191.8
9	2:02.102	31.217	32.090	20.754	38.041	233.3	2	2:08.713	34.644	32.993	21.351	39.725	234.3
10	2:02.326	31.346	32.115	20.793	38.072	232.3	3	2:03.957	32.254	32.420	20.762	38.521	233.3
28 Douwe DEDECKER						BEL	4	2:12.164 B	31.582	32.038	20.541	48.003	232.8
GRS						Tatuus F4 T-421	5	4:49.279	3:17.919	32.315	20.784	38.261	231.8
1	3:43.769	2:04.255	36.479	22.632	40.403	213.0	6	2:01.989	31.381	31.879	20.532	38.197	233.3
2	2:06.109	32.843	33.113	21.476	38.677	230.3	7	2:01.404	31.212	31.861	20.378	37.953	234.8
3	2:03.519	31.942	32.171	21.080	38.326	230.8	8	2:02.136	31.984	31.745	20.350	38.057	233.3
4	2:02.522	31.527	31.875	20.721	38.399	228.8	9	2:01.631	31.179	31.811	20.546	38.095	235.8
5	2:15.646 B	31.310	33.780	23.006	47.550	225.0	44 Ernesto RIVERA						MEX
6	4:05.211	2:31.424	32.316	20.967	40.504	232.8	Campos Racing						Tatuus F4 T-421
7	2:02.013	31.412	31.715	20.658	38.228	233.3	1	4:17.659	2:35.425	36.728	23.833	41.673	193.5
8	2:00.968	31.187	31.512	20.527	37.742	234.3	2	2:07.277	33.685	33.112	21.614	38.866	232.8
9	2:01.224	31.019	31.586	20.503	38.116	236.3	3	2:04.020	32.474	32.153	20.723	38.670	235.3
10	2:03.424	32.998	31.740	20.513	38.173	232.8	4	2:15.857 B	32.326	31.972	20.508	51.051	182.4
31 Akshay BOHRA						IND	5	5:22.095	3:49.893	32.814	20.974	38.414	232.8
US Racing						Tatuus F4 T-421	6	2:02.378	31.553	31.890	20.941	37.994	239.5
1	2:22.806	41.796	36.785	23.560	40.665	212.6	7	2:02.311	31.304	31.681	20.203	39.123	207.7
2	2:12.715	33.336	33.102	21.973	44.304	165.6	8	2:01.208	31.332	31.616	20.218	38.042	232.3
3	2:07.277	31.776	32.235	20.972	42.294	183.1	9	2:09.717 B	31.098	32.322	21.653	44.644	233.3
4	2:01.687	31.320	31.692	20.579	38.096	235.3	45 Jack BEETON						AUS
5	2:14.963 B	31.123	31.582	20.527	51.731	200.7	US Racing						Tatuus F4 T-421
6	4:19.439	2:45.454	32.378	21.094	40.513	192.9	1	2:22.273	41.164	36.507	23.425	41.177	212.2
7	2:01.732	31.257	31.728	20.546	38.201	233.8	2	2:12.167	33.249	33.300	21.483	44.135	170.3
8	2:00.700	30.994	31.485	20.386	37.835	234.3	3	2:07.348	32.054	32.312	20.775	42.207	191.2
9	2:00.634	30.978	31.613	20.295	37.748	235.8	4	2:02.126	31.382	31.780	20.778	38.186	232.8
10	2:15.957 B	31.088	31.585	22.140	51.144	172.5	5	2:11.167 B	31.005	31.568	20.398	48.196	232.3
33 Mikkel PEDERSEN						DNK	6	4:17.714	2:46.031	32.190	20.733	38.760	217.7
DriveX						Tatuus F4 T-421	7	2:00.695	31.034	31.394	20.323	37.944	233.3
1	2:36.322	51.931	37.019	24.378	42.994	176.2	8	2:00.394	30.975	31.300	20.278	37.841	233.3
2	2:14.641	33.399	33.908	22.204	45.130	173.4	9	2:00.434	30.945	31.314	20.309	37.866	233.3
3	2:07.621	33.194	32.341	20.945	41.141	217.3	10	2:00.670	30.996	31.435	20.244	37.995	231.8
4	2:03.535	31.941	31.868	21.003	38.723	232.3	46 Peter BOUZINELOS						AUS
5	2:18.530 B	31.381	31.695	20.603	54.851	189.8	MP Motorsport						Tatuus F4 T-421
6	4:04.971	2:32.043	31.809	20.712	40.407	209.3	1	2:56.791	1:10.913	37.557	24.386	43.935	186.9
7	2:01.672	31.515	31.551	20.517	38.089	233.8	2	2:09.332	34.376	33.625	22.040	39.291	228.8
8	2:01.044	31.187	31.597	20.344	37.916	234.3	3	2:04.920	32.390	32.682	20.877	38.971	232.8
9	2:00.806	31.166	31.510	20.335	37.795	234.3	4	2:02.515	31.469	32.076	20.654	38.316	234.3
10	2:00.719	30.920	31.487	20.343	37.969	233.8	5	2:19.540 B	31.182	31.933	22.451	53.974	184.9
35 Flavio OLIVIERI						ITA	6	4:19.645	2:46.100	33.257	21.259	39.029	228.8
CRAM						Tatuus F4 T-421	7	2:03.413	31.459	31.878	20.648	39.428	215.1
1	4:16.810	2:34.908	36.810	23.692	41.400	199.3	8	2:01.475	31.052	31.896	20.453	38.074	233.8
							9	2:01.160	30.996	31.757	20.352	38.055	232.3



Formula Winter Series

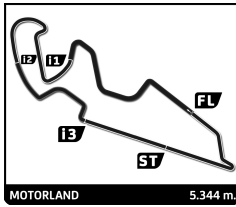
WINTER SERIES - ARAGON

Qualifying 1

Sector Analysis

— Invalidated Lap ■ Personal Best ■ Session Best B Crossing the pit lane

Lap	Time	Sector 1	Sector 2	Sector 3	Sector 4	T.Spd	Lap	Time	Sector 1	Sector 2	Sector 3	Sector 4	T.Spd
10	2:01.224	31.108	31.832	20.323	37.961	232.8	5	2:23.948B	32.745	38.229	25.026	47.948	180.0
48 James EGOZI						ITA	6	3:59.939	2:09.511	40.809	23.287	46.332	154.5
Campos Racing						Tatuus F4 T-421	7	2:02.974	31.579	32.174	20.858	38.363	230.8
1	4:15.898	2:34.062	36.910	23.573	41.353	201.9	8	2:02.003	31.330	31.848	20.692	38.133	231.8
2	2:07.307	33.792	33.199	21.454	38.862	227.8	9	2:01.965	31.274	31.711	20.660	38.320	231.3
3	2:03.550	32.093	32.290	20.844	38.323	230.8	10	2:01.880	31.219	31.857	20.697	38.107	234.8
4	2:10.649B	31.316	31.955	20.220	47.158	225.0	66 Francisco MACEDO						PTL
5	5:27.517	3:53.087	33.619	21.062	39.749	220.9	DriveX						Tatuus F4 T-421
6	2:01.726	31.205	32.214	20.351	37.956	233.3	1	2:37.519	53.326	37.143	23.880	43.170	193.2
7	2:00.727	31.064	31.611	20.214	37.838	234.8	2	2:10.136	33.110	33.622	22.083	41.321	223.6
8	2:01.692	31.277	32.028	20.434	37.953	232.8	3	2:05.110	32.865	32.468	20.885	38.892	231.3
9	2:00.818	31.078	31.543	20.175	38.022	232.8	4	2:05.716	31.799	33.949	21.564	38.404	234.3
49 Finn HARRISON						GBR	5	2:18.211B	31.196	31.969	20.389	54.657	158.8
Campos Racing						Tatuus F4 T-421	6	4:06.865	2:34.342	32.184	20.744	39.595	225.5
1	4:21.031	2:36.657	37.633	23.923	42.818	178.8	7	2:01.330	31.085	31.836	20.377	38.032	236.3
2	2:09.306	33.552	33.731	21.596	40.427	210.1	8	2:00.930	31.121	31.662	20.322	37.825	237.4
3	2:04.422	31.938	32.175	20.907	39.402	215.6	9	2:00.890	31.229	31.604	20.361	37.696	236.3
4	2:13.088B	31.511	31.938	20.540	49.099	233.3	10	2:00.583	30.993	31.601	20.351	37.638	236.8
5	5:26.321	3:49.872	33.422	21.465	41.562	203.0	71 Maxim REHM						DEU
6	2:02.435	31.380	31.880	20.818	38.357	231.8	US Racing						Tatuus F4 T-421
7	2:01.961	31.472	31.796	20.402	38.291	231.8	1	2:25.453	42.661	37.294	23.638	41.860	192.5
8	2:01.838	31.635	31.721	20.412	38.070	231.3	2	2:13.699	32.895	32.845	21.456	46.503	150.4
9	2:01.940	31.326	31.878	20.392	38.344	231.3	3	2:05.243	32.741	32.165	20.797	39.540	233.8
50 Lin HODENIUS						NLD	4	2:02.800	32.055	31.932	20.379	38.434	233.8
Monlau Motorsport						Tatuus F4 T-421	5	2:13.946B	31.276	31.897	20.308	50.465	192.2
1	4:22.482	2:16.339	46.688	29.444	50.011	190.1	6	4:16.365	2:41.411	32.058	21.051	41.845	229.3
2	2:12.216	34.741	34.168	22.824	40.483	219.5	7	2:01.369	31.227	31.706	20.413	38.023	233.8
3	2:16.298	33.892	33.104	21.463	47.839	132.2	8	2:01.242	31.356	31.586	20.326	37.974	233.3
4	2:17.342B	32.696	32.264	20.718	51.664	228.8	9	2:01.265	31.554	31.558	20.186	37.967	232.8
5	4:32.162	2:58.974	32.639	20.946	39.603	216.4	10	2:00.554	31.046	31.489	20.176	37.843	233.3
6	2:02.315	31.416	31.963	20.600	38.336	232.3	74 Lenny RIED						DEU
7	2:04.524	32.282	32.818	20.602	38.822	232.3	Monlau Motorsport						Tatuus F4 T-421
8	2:01.940	31.421	31.817	20.537	38.165	231.3	1	4:18.636	2:16.817	46.808	29.414	45.597	182.7
9	2:01.491	31.231	31.747	20.368	38.145	232.3	2	2:12.430	35.790	35.498	21.908	39.234	232.8
52 Oleksandr SAVINKOV						ITA	3	2:05.839	33.051	32.940	21.193	38.655	232.3
AKM						Tatuus F4 T-421	4	2:13.361B	31.711	32.164	20.900	48.586	231.8
1	2:47.972	1:02.747	38.254	25.087	41.884	203.8	5	5:03.140	3:21.982	35.841	23.634	41.683	220.0
2	2:08.907	34.290	33.965	21.904	38.748	234.3	6	2:04.034	32.077	32.422	21.001	38.534	231.8
3	2:09.464	32.052	32.577	21.172	43.663	206.5	7	2:02.780	31.627	31.991	20.946	38.216	233.3
4	2:03.668	31.714	32.333	20.942	38.679	234.3	8	2:02.766	31.484	32.197	20.780	38.305	231.3
5	2:17.958B	31.381	31.966	20.929	53.682	209.3	9	2:02.610	31.492	31.987	20.741	38.390	231.3
6	4:18.444	2:44.524	32.629	20.872	40.419	229.8	77 Ella LLOYD						GBR
7	2:04.276	33.305	32.097	20.802	38.072	232.8	Rodin Motorsport						Tatuus F4 T-421
8	2:01.731	31.257	32.001	20.449	38.024	234.3	1	2:31.670	46.717	37.757	24.350	42.846	187.2
9	2:01.683	31.357	31.938	20.580	37.808	232.8	2	2:10.603	34.050	33.649	22.189	40.715	224.1
10	2:01.510	31.212	31.831	20.545	37.922	233.8	3	2:04.534	32.491	32.333	20.855	38.855	234.8
57 Lia BLOCK						USA	87 Keanu ALAZHARI						UAE
GRS						Tatuus F4 T-421	MP Motorsport						Tatuus F4 T-421
1	3:48.533	2:06.832	37.282	24.093	40.326	223.1	1	2:59.559	1:12.587	38.158	24.615	44.199	198.5
2	2:07.834	33.125	33.520	21.987	39.202	220.9	2	2:09.495	34.683	34.211	21.812	38.789	228.8
3	2:03.639	31.790	32.296	21.016	38.537	230.8	3	2:04.640	32.475	32.684	21.033	38.448	231.3
4	2:02.555	31.431	31.948	20.666	38.510	230.8	4	2:01.974	31.395	31.804	20.617	38.158	230.8



Formula Winter Series
WINTER SERIES - ARAGON
Qualifying 1

Sector Analysis

— Invalidated Lap ■ Personal Best ■ Session Best B Crossing the pit lane

Lap	Time	Sector 1	Sector 2	Sector 3	Sector 4	T.Sp	Lap	Time	Sector 1	Sector 2	Sector 3	Sector 4	T.Sp
5	2:18.873 B	31.079	31.671	22.525	53.598	204.2							
6	4:04.823	2:32.018	31.960	20.591	40.254	218.2							
7	2:00.824	31.045	31.495	20.290	37.994	232.3							
8	2:00.524	31.104	31.464	20.108	37.848	230.8							
9	2:00.331	30.798	31.420	20.366	37.747	230.8							
10	2:00.257	30.953	31.417	20.101	37.786	230.3							

99 Thomas STRAUVEN		BEL					
Rodin Motorsport		Tatuus F4 T-421					
1	2:30.667	45.778	36.412	25.902	42.575	192.9	
2	2:09.437	34.517	33.442	22.139	39.339	229.8	
3	2:10.456	32.170	35.150	23.283	39.853	220.0	
4	2:05.594	31.732	31.893	20.557	41.412	182.7	
5	2:15.121 B	31.205	31.630	20.433	51.853	178.2	
6	4:10.769	2:38.219	32.053	20.892	39.605	228.8	
7	2:01.338	31.200	31.679	20.465	37.994	233.8	
8	2:01.061	31.127	31.502	20.323	38.109	234.8	
9	2:00.519	30.879	31.591	20.278	37.771	233.8	
10	2:00.663	30.945	31.452	20.315	37.951	232.8	