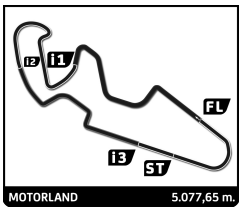

REGIONAL - KOBE

TROFEO DE VELOCIDAD MOTORLAND 2023

Entrenamiento Libre 2

Sector Analysis

__ Invalidated Lap Personal Best Session Best **B** Crossing the pit lane

1 — R. A. C. CIRCUITO GUADALOPE
1.ÁNDER GAMÓN — PEUGEOT 207 SPIDER THP — AR / NA

Lap	D	Time	Sector 1	Sector 2	Sector 3	Sector 4	T.Spd
1	1	2:59.864	1:04.918	44.087	34.441	36.418	203.8
2	1	2:13.782	38.320	37.237	24.601	33.624	202.2
3	1	2:12.609	37.150	37.135	24.548	33.776	201.5
4	1	2:30.047 B	37.350	37.389	24.885	50.423	200.7

4 — R. A. C. CIRCUITO GUADALOPE
1.CARLOS RIVERA
2.LUCAS RIVERA — GINETTA G55 GT4 — AR

Lap	D	Time	Sector 1	Sector 2	Sector 3	Sector 4	T.Spd
1	1	3:00.244	1:01.222	46.674	33.255	39.093	208.5
2	1	2:26.397	42.539	41.287	26.874	35.697	211.4
3	1	2:21.716	39.740	40.414	26.120	35.442	213.9
4	1	2:16.701	38.653	38.564	24.886	34.598	211.8
5	1	2:16.591	38.482	38.282	25.070	34.757	211.4
6	1	2:19.950	39.603	40.097	25.595	34.655	211.8
7	1	2:17.059	37.873	39.185	25.229	34.772	212.6
8	1	2:15.004	38.296	37.877	24.642	34.189	210.9
9	1	2:15.388	37.620	37.883	25.758	34.127	207.7
10	1	2:17.357	38.404	37.352	25.699	35.902	207.3
11	1	4:17.591 B	38.425	45.874	30.177	2:23.115	123.7

5 — AUTOMÓVIL CLUB ZARAGOZA
1.JOAQUÍN RODRIGO — RENAULT CLIO CUP IV — AR

Lap	D	Time	Sector 1	Sector 2	Sector 3	Sector 4	T.Spd
1	1	4:51.800	2:57.274	45.865	29.067	39.594	173.1
2	1	2:21.018	39.788	39.238	25.768	36.224	193.9
3	1	2:18.947	38.956	39.000	25.464	35.527	196.4
4	1	2:49.675 B	43.573	46.188	27.414	52.500	164.9
5	1	4:16.493	2:28.711	42.412	27.606	37.764	180.0
6	1	2:19.556	39.088	38.800	25.459	36.209	193.2
7	1	2:19.586	38.508	39.117	25.860	36.101	193.5
8	1	2:59.103 B	44.745	47.341	28.574	58.443	124.4

9 — AUTOMÓVIL CLUB ZARAGOZA
1.ÓSCAR APARICIO
2.FRANCISCO BRACO — MINI COOPER

Lap	D	Time	Sector 1	Sector 2	Sector 3	Sector 4	T.Spd
1	1	3:03.794	1:12.736	43.734	29.022	38.302	189.5
2	1	2:26.899	40.803	41.725	26.627	37.744	186.9
3	1	2:24.563	40.269	40.456	26.274	37.564	186.9
4	1	2:23.236	39.762	40.226	25.987	37.261	185.2
5	1	2:24.720	39.907	41.177	26.107	37.529	183.7
6	1	2:30.836	40.243	41.204	25.997	43.392	148.8
7	1	2:24.541	40.228	40.844	25.937	37.532	183.1
8	1	2:23.577	39.859	40.631	25.841	37.246	184.9
9	1	2:40.516	43.780	47.385	30.882	38.469	175.9
10	1	2:30.749	39.437	40.412	29.739	41.161	141.0
11	1	3:05.740 B	39.795	46.407	35.223	1:04.315	112.0

11 — R. A. C. CIRCUITO GUADALOPE
1.ALEJANDRO MESQUITA — TOYOTA MR-2 — AR

Lap	D	Time	Sector 1	Sector 2	Sector 3	Sector 4	T.Spd
1	1	4:10.745	2:25.735	41.692	26.525	36.793	201.1
2	1	2:21.121	39.251	40.483	25.365	36.022	207.7
3	1	2:40.501	47.564	43.049	27.779	42.109	162.4
4	1	2:33.971	45.483	44.271	27.035	37.182	197.4
5	1	2:41.923 B	38.937	39.782	31.392	51.812	144.8

12 — ZAMUDIO RACING ELKARTEA
1.IVÁN PÉREZ — HONDA CIVIC EG — AR

Lap	D	Time	Sector 1	Sector 2	Sector 3	Sector 4	T.Spd
1	1	3:39.232 B	1:37.885	48.162	29.826	43.359	194.9
2	1	12:20.281	...	41.111	27.199	36.201	193.2
3	1	2:21.246	38.447	39.333	27.667	35.799	190.5
4	1	2:22.085	40.477	39.061	26.315	36.232	192.9
5	1	2:20.412	38.423	39.177	25.726	37.086	184.9
6	1	2:44.664 B	38.797	39.853	26.009	1:00.005	117.8

17 — IOAR MOTORSPORT
1.MARIO FIGUEROA — HONDA CIVIC EK4 — NA

Lap	D	Time	Sector 1	Sector 2	Sector 3	Sector 4	T.Spd
1	1	3:14.381	1:21.085	43.863	29.469	39.964	179.1
2	1	2:31.728	43.091	42.271	28.029	38.337	179.1
3	1	2:31.345	43.909	43.042	26.398	37.996	182.4
4	1	2:25.719	40.552	41.018	26.668	37.481	182.1
5	1	2:24.613	40.465	40.852	26.290	37.006	181.5
6	1	2:39.784	40.084	40.907	38.260	40.533	154.5
7	1	2:29.770	40.864	41.987	28.300	38.619	177.9
8	1	2:30.359	44.732	40.850	27.471	37.306	181.2
9	1	2:27.647	42.116	40.502	27.627	37.402	181.5
10	1	2:33.742	43.925	41.558	27.824	40.435	154.1
11	1	3:23.004 B	42.840	52.238	39.959	1:07.967	98.2

20 — R. A. C. CIRCUITO GUADALOPE
1.JESÚS LAHOZ — ALFA ROMEO GTV 1.750 1ª S. — AR

Lap	D	Time	Sector 1	Sector 2	Sector 3	Sector 4	T.Spd
1	1	3:31.905	1:28.592	47.488	31.716	44.109	164.9
2	1	2:41.510	45.405	45.610	29.980	40.515	176.2
3	1	2:38.375	43.962	43.844	29.957	40.612	176.8
4	1	2:41.595	45.816	43.982	30.353	41.444	173.6
5	1	2:39.194	44.777	43.875	29.611	40.931	174.5
6	1	2:59.843 B	45.757	46.148	31.799	56.139	159.5
7	1	4:53.492	2:47.074	50.884	32.329	43.205	168.2
8	1	2:40.521	44.718	44.346	30.481	40.976	170.9
9	1	3:25.702 B	44.269	44.239	42.308	1:14.886	95.2

21 — AUTOMÓVIL CLUB ZARAGOZA
1.CARLOS SANZ — HYUNDAI COUPÉ — AR

Lap	D	Time	Sector 1	Sector 2	Sector 3	Sector 4	T.Spd
1	1	4:03.359	1:55.594	51.224	32.635	43.906	147.9
2	1	2:32.416	44.086	44.451	26.929	36.950	191.2
3	1	2:33.616 B	41.642	41.747	26.896	43.331	189.5
4	1	3:38.184	1:54.768	40.656	26.303	36.457	188.2
5	1	2:23.244	40.026	40.341	26.419	36.458	190.8
6	1	2:23.059	39.796	39.985	25.665	37.613	183.4
7	1	2:21.595	39.773	39.469	25.840	36.513	188.2
8	1	2:22.984	39.566	41.061	26.292	36.065	191.5
9	1	2:25.629	40.297	41.577	26.972	36.783	178.2
10	1	2:56.340 B	39.207	40.330	29.714	1:07.089	109.0

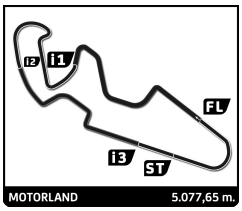

REGIONAL - KOBE

TROFEO DE VELOCIDAD MOTORLAND 2023

Entrenamiento Libre 2

Sector Analysis

__ Invalidated Lap Personal Best Session Best **B** Crossing the pit lane

30 — R. A. C. CIRCUITO GUADALOPE — TOYOTA AYGO
1.ÁNGEL RODRÍGUEZ

Lap	D	Time	Sector 1	Sector 2	Sector 3	Sector 4	T.Spd
1	1	3:30.609	1:23.289	50.155	31.455	45.710	147.1
2	1	2:55.199	50.206	48.128	31.695	45.170	148.1
3	1	2:53.645	49.543	48.989	30.698	44.415	150.4
4	1	2:49.825	47.685	47.282	30.588	44.270	149.6
5	1	3:00.134 B	49.055	47.624	30.940	52.515	148.4
6	1	5:12.100	3:07.608	48.844	30.783	44.865	146.3
7	1	2:51.790	48.638	47.724	30.754	44.674	147.7
8	1	2:51.963	48.711	47.132	30.793	45.327	147.3
9	1	3:25.733 B	47.958	49.191	33.204	1:15.380	106.8

31 — R. A. C. CIRCUITO GUADALOPE — TOYOTA AYGO
1.ORIOL GONZÁLEZ

Lap	D	Time	Sector 1	Sector 2	Sector 3	Sector 4	T.Spd
1	1	3:18.057	1:07.210	49.197	32.589	49.061	146.5
2	1	2:54.439	49.955	48.224	30.954	45.306	149.2
3	1	2:54.735	49.636	48.821	31.250	45.028	147.5
4	1	2:52.296	48.570	48.370	30.504	44.852	145.6
5	1	2:51.145	48.484	47.474	30.694	44.493	147.1
6	1	2:51.720	48.342	47.406	31.121	44.851	145.4
7	1	2:50.688	48.124	47.298	30.377	44.889	144.6
8	1	2:50.367	48.082	47.290	30.169	44.826	146.1
9	1	2:53.755	48.288	47.647	31.371	46.449	143.4

33 — R. A. C. CIRCUITO GUADALOPE — TOYOTA AYGO
1.ADRIÁN AGOTE

Lap	D	Time	Sector 1	Sector 2	Sector 3	Sector 4	T.Spd
1	1	3:26.294	1:24.227	47.998	30.279	43.790	148.4
2	1	2:48.647	47.456	47.051	30.637	43.503	150.6
3	1	2:48.379	47.281	46.751	29.578	44.769	147.1
4	1	2:53.932 B	47.087	46.906	30.086	49.853	149.0
5	1	4:34.554	2:33.663	47.306	29.785	43.800	147.1
6	1	2:47.812	47.060	47.088	29.778	43.886	148.1
7	1	2:47.518	46.936	47.082	29.758	43.742	149.0
8	1	2:48.850	47.059	46.996	30.185	44.610	149.0
9	1	3:19.097 B	47.523	48.624	38.256	1:04.694	111.8

38 — R. A. C. CIRCUITO GUADALOPE — TOYOTA AYGO
1.RICARD ESCRIBÁ

Lap	D	Time	Sector 1	Sector 2	Sector 3	Sector 4	T.Spd
1	1	7:03.399	5:00.789	47.791	30.215	44.604	149.2
2	1	2:50.978	48.358	47.939	30.057	44.624	148.6
3	1	2:50.025	48.095	47.307	30.065	44.558	149.2
4	1	2:50.807	48.367	47.474	29.958	45.008	148.6
5	1	3:00.841 B	48.133	47.589	30.266	54.853	147.3
6	1	4:25.295	2:21.953	47.648	30.569	45.125	148.1
7	1	2:51.102	48.383	47.698	29.939	45.082	149.0
8	1	3:23.858 B	50.995	50.799	32.863	1:09.201	105.7

40 — AUTOMÓVIL CLUB ZARAGOZA — HYUNDAI COUPÉ AR
1.MARIANO GRACIA
2.FRANCHO ECHEGOYEN

Lap	D	Time	Sector 1	Sector 2	Sector 3	Sector 4	T.Spd
1	1	3:30.031	1:30.546	46.494	31.354	41.637	174.8
2	1	2:36.559	44.381	43.513	29.849	38.816	180.0
3	1	2:51.483	1:00.614	44.360	27.690	38.819	180.6
4	1	2:31.010	41.786	43.140	27.358	38.726	182.1
5	1	2:26.403	40.905	40.699	26.568	38.231	184.0
6	1	2:25.610	40.522	41.026	26.395	37.667	183.1
7	1	2:23.978	40.021	40.349	26.343	37.265	182.4

45 — R. A. C. CIRCUITO GUADALOPE — TOYOTA AYGO
1.GUILLERMO PAZ DE SIEF

Lap	D	Time	Sector 1	Sector 2	Sector 3	Sector 4	T.Spd
1	1	3:36.515	1:34.828	47.353	30.640	43.694	149.0
2	1	2:50.317	48.132	47.574	30.491	44.120	149.2
3	1	2:50.883	47.895	48.507	30.301	44.180	149.0
4	1	2:50.801	48.355	47.663	30.434	44.349	146.9
5	1	2:50.227	48.336	47.401	30.276	44.214	148.4
6	1	2:58.357 B	48.194	48.284	30.220	51.659	145.9
7	1	4:50.894	2:47.661	47.693	30.963	44.577	146.9
8	1	2:50.475	47.947	47.353	30.506	44.669	147.1
9	1	3:30.694 B	48.687	55.731	39.673	1:06.603	97.5

48 — R. A. C. CIRCUITO GUADALOPE — TOYOTA AYGO
1.CARLOS JOSÉ GÓMEZ

Lap	D	Time	Sector 1	Sector 2	Sector 3	Sector 4	T.Spd
1	1	3:17.617	50.915	53.791	37.769	55.142	117.8
2	1	3:11.926	52.684	47.916	47.237	44.089	149.4
3	1	2:56.587	47.955	47.357	33.189	48.086	139.9
4	1	2:49.807	48.027	47.627	29.912	44.241	147.9
5	1	2:49.079	47.802	47.007	30.256	44.014	149.2
6	1	2:49.077	47.767	47.236	29.945	44.129	148.4
7	1	2:49.548	47.940	46.924	30.420	44.264	146.7
8	1	2:48.607	47.720	46.976	30.095	43.816	149.0
9	1	3:01.603 B	47.671	48.347	30.705	54.880	147.3

49 — R. A. C. CIRCUITO GUADALOPE — TOYOTA AYGO
1.ALBA MARÍA VÁZQUEZ

Lap	D	Time	Sector 1	Sector 2	Sector 3	Sector 4	T.Spd
1	1	3:03.379	51.709	51.519	33.345	46.806	149.0
2	1	2:52.431	48.735	48.170	30.599	44.927	147.3
3	1	2:59.599 B	49.265	48.291	31.187	50.856	148.6
4	1	6:26.515	4:21.136	49.190	31.083	45.106	146.3
5	1	2:53.077	48.711	48.522	30.806	45.038	144.2
6	1	2:53.511	49.363	48.027	31.152	44.969	145.6
7	1	2:55.172	47.951	47.907	31.086	48.228	141.4
8	1	3:10.844 B	49.222	47.919	31.848	1:01.855	140.1

51 — R. A. C. CIRCUITO GUADALOPE — BMW 320 I
1.ADRIÁN JOSA

Lap	D	Time	Sector 1	Sector 2	Sector 3	Sector 4	T.Spd
1	1	5:09.375	3:03.798	49.695	32.652	43.230	158.4
2	1	2:40.761	45.963	45.006	28.677	41.115	165.6
3	1	3:01.630 B	44.788	44.493	35.898	56.451	133.5
4	1	7:34.345	5:35.441	46.429	30.844	41.631	162.7
5	1	2:39.510	44.509	45.405	28.471	41.125	164.6
6	1	2:37.085	43.797	44.161	28.282	40.845	165.9
7	1	3:13.187 B	48.831	52.146	32.511	59.699	120.7

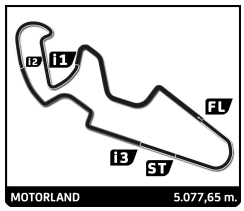

REGIONAL - KOBE

TROFEO DE VELOCIDAD MOTORLAND 2023

Entrenamiento Libre 2

Sector Analysis

__ Invalidated Lap Personal Best Session Best **B** Crossing the pit lane

52 — R. A. C. CIRCUITO GUADALOPE — TOYOTA AYGO — NA
1.DANIEL LOSADA

Lap	D	Time	Sector 1	Sector 2	Sector 3	Sector 4	T.Spd
1	1	3:09.841	1:02.431	47.712	34.070	45.628	141.5
2	1	2:49.261	47.529	47.092	30.598	44.042	149.4
3	1	2:51.027	47.397	47.781	30.835	45.014	151.5
4	1	2:49.553	48.533	47.382	29.710	43.928	147.7
5	1	2:48.507	47.555	46.965	30.095	43.892	148.6
6	1	2:57.778 B	49.609	48.250	29.761	50.158	146.3
7	1	4:00.296	1:58.345	46.954	30.154	44.843	147.1
8	1	2:49.487	47.469	46.811	30.704	44.503	147.5
9	1	3:02.346 B	47.552	46.877	30.848	57.069	141.7

53 — R. A. C. CIRCUITO GUADALOPE — RENAULT CLIO RS III — AR
1.JAIME LATAPIA

Lap	D	Time	Sector 1	Sector 2	Sector 3	Sector 4	T.Spd
1	1	3:36.750	1:42.224	45.795	29.667	39.064	186.9
2	1	2:30.123	41.886	41.802	28.447	37.988	186.5
3	1	2:26.259	41.971	41.700	25.977	36.611	187.5
4	1	2:21.633	39.961	39.187	25.813	36.672	188.5
5	1	2:19.391	38.906	39.223	25.381	35.881	188.2
6	1	2:45.127 B	44.026	45.135	29.078	46.888	178.2
7	1	6:07.828	4:16.874	43.417	28.030	39.507	154.3
8	1	2:30.660	43.607	40.964	28.847	37.242	185.6
9	1	2:45.990 B	39.067	39.613	27.097	1:00.213	119.2

54 — MOTOR CLUB SABADELL — RENAULT CLIO CUP IV
1.JOSÉ PALOMAR

Lap	D	Time	Sector 1	Sector 2	Sector 3	Sector 4	T.Spd
1	1	2:50.938	56.714	45.795	30.451	37.978	192.2
2	1	2:25.806	41.774	41.320	27.413	35.299	195.7
3	1	2:17.431	38.503	38.783	25.229	34.916	196.7
4	1	2:15.710	38.020	38.197	24.582	34.911	197.4
5	1	2:18.088	37.501	38.383	26.330	35.874	198.2
6	1	2:15.758	37.942	38.211	24.910	34.695	197.8
7	1	2:24.944	38.839	40.109	28.104	37.892	183.4
8	1	2:16.860	37.929	39.054	24.906	34.971	197.8
9	1	2:16.253	38.701	38.170	24.505	34.877	197.8
10	1	2:15.888	37.668	38.282	25.005	34.933	196.4
11	1	2:26.466	39.193	40.342	28.962	37.969	160.7
12	1	3:16.989 B	41.689	50.960	34.284	1:10.056	96.7

55 — AUTOMÓVIL CLUB ZARAGOZA — MINI COOPER
1.JAVIER SERRANO
2.MIGUEL ÁNGEL MUÑOZ

Lap	D	Time	Sector 1	Sector 2	Sector 3	Sector 4	T.Spd
1	1	3:07.291	1:13.868	43.313	29.756	40.354	189.1
2	1	2:36.330	44.961	43.319	28.399	39.651	186.5
3	1	2:38.738	46.143	43.948	28.069	40.578	186.5
4	1	2:32.323	43.184	42.368	27.726	39.045	184.6
5	1	2:36.101	44.819	43.644	28.757	38.881	185.2
6	1	2:31.685	43.408	41.122	27.552	39.603	184.9
7	1	2:28.494	41.633	41.059	27.475	38.327	184.6
8	1	2:30.010	41.397	41.004	27.838	39.771	182.7
9	1	2:27.228	40.674	41.450	26.839	38.265	184.9
10	1	2:29.107	41.834	41.624	26.755	38.894	183.7
11	1	3:21.239 B	47.205	50.777	32.841	1:10.416	106.7

56 — ESCUDERÍA MOTOR TERRASA — BMW 325I (E36) — CAT
1.ENRIC ROIG

Lap	D	Time	Sector 1	Sector 2	Sector 3	Sector 4	T.Spd
1	1	3:37.394	1:44.988	44.132	29.500	38.774	173.1
2	1	2:29.775	43.234	40.603	28.956	36.982	201.5
3	1	2:27.485	42.538	42.835	26.580	35.532	202.2
4	1	2:21.002	38.799	39.731	26.411	36.061	201.5
5	1	2:55.891	52.123	50.592	35.473	37.703	193.2
6	1	2:39.562	43.467	47.155	32.030	36.910	198.2
7	1	2:20.960	39.191	39.073	27.092	35.604	198.9
8	1	2:39.572	52.850	40.058	30.992	35.672	201.1
9	1	2:30.474	40.677	39.587	26.933	43.277	133.3
10	1	2:55.378 B	39.499	39.855	37.614	58.410	116.3

58 — R. A. C. CIRCUITO GUADALOPE — MAZDA MX5
1.HÉCTOR PALACIOS

Lap	D	Time	Sector 1	Sector 2	Sector 3	Sector 4	T.Spd
1	1	3:14.992	1:24.247	42.507	29.114	39.124	185.9
2	1	2:29.346	42.855	41.920	26.784	37.787	185.9
3	1	2:23.406	41.221	39.123	26.193	36.869	185.9
4	1	2:22.653	39.614	39.703	26.164	37.172	185.2
5	1	2:20.968	39.154	39.424	25.629	36.761	184.9
6	1	2:20.532	39.134	38.832	25.920	36.646	184.3
7	1	2:22.783	39.264	41.244	25.633	36.642	185.9
8	1	2:21.457	40.203	39.003	25.634	36.617	183.1
9	1	2:21.855	39.359	39.201	25.675	37.620	183.7
10	1	2:28.421	39.641	39.537	29.408	39.835	164.1
11	1	2:55.979 B	39.988	39.351	28.703	1:07.937	100.5

59 — R. A. C. CIRCUITO GUADALOPE — PEUGEOT 308 RACING CUP
1.MOISÉS RUIZ

Lap	D	Time	Sector 1	Sector 2	Sector 3	Sector 4	T.Spd
1	1	3:26.059	1:36.194	45.337	27.655	36.873	205.3
2	1	2:22.864	41.965	39.466	26.685	34.748	214.3
3	1	2:16.998	39.748	38.030	25.157	34.063	213.9
4	1	2:15.300	37.777	38.020	25.126	34.377	213.4
5	1	2:14.515	37.969	37.945	24.483	34.118	212.2
6	1	2:14.330	38.245	37.420	24.729	33.936	213.4
7	1	2:14.095	37.560	38.084	24.524	33.927	212.6
8	1	2:14.457	37.645	37.513	24.757	34.542	212.6
9	1	2:13.670	37.574	37.666	24.588	33.842	215.6
10	1	2:15.786	38.718	37.952	25.297	33.819	213.0
11	1	2:16.961	37.640	38.075	27.207	34.039	215.1
12	1	3:20.283 B	41.604	50.718	34.377	1:13.584	97.7

77 — R. A. C. CIRCUITO GUADALOPE — SEAT LEÓN SUPERCOPA
1.DAVID SÁNCHEZ

Lap	D	Time	Sector 1	Sector 2	Sector 3	Sector 4	T.Spd
1	1	2:58.731	1:04.452	44.018	34.054	36.207	202.6
2	1	2:22.733	41.051	38.353	25.928	37.401	208.5
3	1	2:35.589 B	40.497	46.974	27.356	40.762	214.7
4	1	4:18.331	2:39.588	38.631	25.365	34.747	214.3
5	1	2:18.108	41.481	37.989	24.878	33.760	216.0
6	1	2:15.795	38.119	37.625	25.695	34.356	212.6
7	1	2:14.031	38.058	37.702	24.802	33.469	211.8
8	1	2:12.203	37.605	37.255	24.277	33.066	212.6

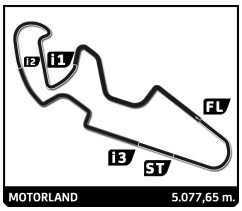

REGIONAL - KOBE

TROFEO DE VELOCIDAD MOTORLAND 2023

Entrenamiento Libre 2

Sector Analysis

__ Invalidated Lap Personal Best Session Best **B** Crossing the pit lane

Lap	D	Time	Sector 1	Sector 2	Sector 3	Sector 4	T.Spd	Lap D	Time	Sector 1	Sector 2	Sector 3	Sector 4	T.Spd
9	1	2:40.991 **B**	39.396	42.112	29.204	50.279	159.3							

121 **IOAR MOTORSPORT** HONDA S2000
1.JOKIN CASTAÑO NA

Lap	D	Time	Sector 1	Sector 2	Sector 3	Sector 4	T.Spd
1	1	4:16.781	2:01.820	54.253	34.395	46.313	133.7
2	1	2:40.057	47.872	45.846	29.297	37.042	190.1
3	1	2:22.339	39.001	39.740	25.831	37.767	194.9
4	1	2:22.953	40.384	39.286	27.057	36.226	190.5
5	1	2:38.903	41.754	45.722	32.740	38.687	186.9
6	1	2:18.535	38.611	38.914	25.064	35.946	194.2
7	1	2:22.192	39.730	40.746	25.429	36.287	192.2
8	1	2:26.675	43.064	39.609	28.168	35.834	192.9
9	1	2:28.712	43.569	39.214	25.575	40.354	146.7
10	1	2:42.883 **B**	39.047	39.074	26.482	58.280	135.7

813 **JUAN CARLOS ARIAS PÉREZ** GINETTA G50
1.JUAN CARLOS ARIAS CAT

Lap	D	Time	Sector 1	Sector 2	Sector 3	Sector 4	T.Spd
1	1	2:56.433	55.543	49.881	31.978	39.031	186.5
2	1	2:27.304	43.023	40.762	27.029	36.490	198.5
3	1	2:21.019	40.374	40.193	25.316	35.136	208.9
4	1	2:16.625	38.749	38.052	25.131	34.693	211.8
5	1	2:15.513	38.362	37.866	25.194	34.091	210.5
6	1	2:22.411	40.594	40.563	27.103	34.151	213.0
7	1	2:16.897	38.124	38.377	25.900	34.496	212.6
8	1	2:15.155	38.467	37.891	24.954	33.843	213.9
9	1	2:15.728	38.564	37.762	25.815	33.587	214.3