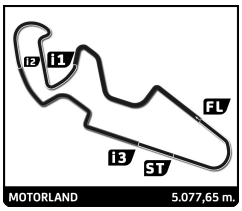

COPA SAXO 8V
TROFEO DE VELOCIDAD MOTORLAND 2023
Q1

Sector Analysis

__ Invalidated Lap Personal Best Session Best **B** Crossing the pit lane

2 — R.A.C. CIRCUITO GUADALOPE — Saxo 8v
1.Guillermo Ibañez

Lap	D	Time	Sector 1	Sector 2	Sector 3	Sector 4	T.Spd
1	1	3:03.610	57.873	48.174	31.014	46.549	129.0
2	1	2:40.319	45.115	44.232	30.259	40.713	168.2
3	1	2:34.704	43.571	43.345	27.977	39.811	170.3
4	1	2:46.676	43.622	44.025	33.011	46.018	128.6
5	1	2:36.030	43.143	43.662	29.032	40.193	169.3
6	1	2:38.583	43.778	45.170	29.609	40.026	169.3
7	1	2:34.700	43.622	43.219	27.951	39.908	169.0
8	1	3:00.739	52.331	57.588	29.748	41.072	170.1
9	1	2:36.069	44.440	43.614	27.930	40.085	168.7

7 — ULTIMA VUELTA — Saxo 8v
1.Alvaro Ruiz

Lap	D	Time	Sector 1	Sector 2	Sector 3	Sector 4	T.Spd
1	1	4:11.555	2:11.300	48.287	31.773	40.195	168.7
2	1	2:36.097	43.397	43.708	28.320	40.672	172.2
3	1	2:36.884	44.315	43.801	28.642	40.126	171.2
4	1	2:58.925 **B**	47.767	47.754	30.782	52.622	148.8
5	1	4:32.059	2:37.201	45.476	28.602	40.780	168.7
6	1	2:38.925	43.958	45.999	29.213	39.755	171.4
7	1	2:36.015	43.651	43.949	28.657	39.758	169.0
8	1	2:35.671	43.835	43.962	28.147	39.727	169.8
9	1	2:35.597	43.777	43.740	28.190	39.890	169.3

8 — MOTOR CLUB ALCALA LA REAL — Saxo 8v
1.Manuel Botella

Lap	D	Time	Sector 1	Sector 2	Sector 3	Sector 4	T.Spd
1	1	7:25.356	5:27.982	48.598	28.805	39.971	170.3
2	1	2:36.699	44.285	43.720	28.204	40.490	169.0
3	1	2:35.857	43.659	43.525	28.141	40.532	169.0
4	1	2:36.799	43.544	43.871	28.708	40.676	168.2
5	1	2:35.999	43.704	43.711	28.019	40.565	168.5
6	1	2:36.698	43.851	44.079	28.614	40.154	168.7
7	1	2:37.387	43.830	44.219	28.742	40.596	167.7
8	1	2:37.516	43.510	44.644	28.347	41.015	168.5

10 — ULTIMA VUELTA — Saxo 8v
1.Marcos Manuel

Lap	D	Time	Sector 1	Sector 2	Sector 3	Sector 4	T.Spd
1	1	4:09.340	2:08.255	46.530	32.720	41.835	168.2
2	1	2:40.563	46.337	45.031	28.386	40.809	169.5
3	1	2:39.607	44.501	44.858	29.273	40.975	168.0
4	1	2:38.043	44.035	44.460	28.594	40.954	168.2
5	1	2:38.286	44.432	43.853	28.499	41.502	166.4
6	1	2:37.195	44.242	43.898	28.025	41.030	166.2
7	1	2:40.409	44.440	45.038	29.674	41.257	166.4
8	1	2:40.952	47.281	43.794	28.317	41.560	158.1

11 — RX PRO RACING — Saxo 8v
1.Gustavo Gomar

Lap	D	Time	Sector 1	Sector 2	Sector 3	Sector 4	T.Spd
1	1	3:58.098	2:04.260	45.076	28.723	40.039	169.5
2	1	2:35.180	43.867	43.473	28.243	39.597	172.0
3	1	2:33.321	42.786	43.218	27.904	39.413	173.9
4	1	2:33.603	42.711	42.946	28.268	39.678	169.8
5	1	2:33.166	42.536	42.721	28.472	39.437	168.0
6	1	2:32.662	42.551	43.008	27.722	39.381	174.2
7	1	3:19.496 **B**	46.613	53.514	34.265	1:05.104	96.3

12 — PARADINAS MOTORSPORT — Saxo 8v
1.Antonio Albacete

Lap	D	Time	Sector 1	Sector 2	Sector 3	Sector 4	T.Spd
1	1	7:24.263	5:27.388	48.630	28.697	39.548	169.3
2	1	2:59.983 **B**	55.446	46.349	29.956	48.232	165.4
3	1	9:36.491	7:28.594	44.414	29.123	54.360	105.2
4	1	2:38.338	45.013	44.178	27.974	41.173	166.9

18 — R.A.C. CIRCUITO GUADALOPE — Saxo 8v
1.Carlos Arco

Lap	D	Time	Sector 1	Sector 2	Sector 3	Sector 4	T.Spd
1	1	3:32.809	1:30.174	47.134	30.184	45.317	142.1
2	1	2:40.142	45.088	44.124	29.128	41.802	159.1
3	1	2:37.870	44.279	44.101	29.063	40.427	167.7
4	1	2:37.248	43.917	44.017	28.956	40.358	167.4
5	1	3:13.797 **B**	1:11.428	44.946	29.108	48.315	165.6
6	1	4:28.501	2:32.221	44.549	30.777	40.954	164.9
7	1	2:37.105	44.041	43.733	28.778	40.553	165.9
8	1	2:37.078	43.888	43.986	28.671	40.533	167.2

19 — RX PRO RACING — Saxo 8v
1.Juan Dominguez — R

Lap	D	Time	Sector 1	Sector 2	Sector 3	Sector 4	T.Spd
1	1	3:29.991	1:31.690	46.661	30.016	41.624	166.2
2	1	2:42.068	45.029	45.573	29.800	41.666	164.9
3	1	2:42.729	44.837	45.472	28.826	43.594	170.1
4	1	2:40.503	44.723	45.200	28.597	41.983	167.7
5	1	2:39.066	44.127	44.317	29.603	41.019	167.2
6	1	2:38.780	44.590	44.231	29.079	40.880	167.4
7	1	2:53.392 **B**	44.448	44.232	30.483	54.229	155.6

23 — ULTIMA VUELTA — Saxo 8v
1.Cristian Rubio

Lap	D	Time	Sector 1	Sector 2	Sector 3	Sector 4	T.Spd
1	1	5:51.862	3:35.218	50.489	36.598	49.557	119.7
2	1	2:32.946	42.868	43.012	27.357	39.709	173.1
3	1	2:32.876	43.005	42.853	27.323	39.695	170.6
4	1	2:51.341 **B**	43.043	48.904	28.614	50.780	151.7
5	1	4:50.102	2:49.064	50.427	30.160	40.451	165.1
6	1	2:47.267	43.123	46.435	31.438	46.271	130.9
7	1	2:33.319	43.080	42.969	27.241	40.029	168.0
8	1	2:33.873	43.208	43.290	27.288	40.087	167.7

24 — FRANCISCO MALDONADO DE LA — Saxo 8v
1.Francisco Maldonado

Lap	D	Time	Sector 1	Sector 2	Sector 3	Sector 4	T.Spd
1	1	2:43.838	50.854	44.425	28.178	40.381	165.9
2	1	2:32.400	42.975	42.678	27.237	39.510	170.1
3	1	2:40.805	42.853	42.936	33.338	41.678	160.7
4	1	2:37.336	43.614	45.533	28.143	40.046	169.3
5	1	2:53.516 **B**	43.130	45.369	32.673	52.344	160.5
6	1	6:33.851	4:22.434	49.093	30.227	52.097	108.2

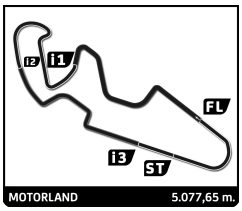

COPA SAXO 8V
TROFEO DE VELOCIDAD MOTORLAND 2023
Q1

Sector Analysis

__ Invalidated Lap Personal Best Session Best **B** Crossing the pit lane

27 — C.D. AUTOMOVIL SOL Y NIEVE — Saxo 8v
1.Diego Ojeda

Lap	D	Time	Sector 1	Sector 2	Sector 3	Sector 4	T.Spd
7	1	2:56.411	42.939	51.069	35.655	46.748	127.2
8	1	3:13.077 **B**	45.620	48.579	35.511	1:03.367	115.0
1	1	2:54.276	54.357	45.532	30.736	43.651	156.5
2	1	2:35.699	44.065	43.466	28.028	40.140	170.1
3	1	2:35.700	43.828	43.544	28.112	40.216	172.8
4	1	2:49.301	43.604	46.847	32.273	46.577	138.3
5	1	2:43.829 **B**	43.729	44.609	28.123	47.368	171.2
6	1	5:07.217	3:14.231	44.469	28.042	40.475	167.7
7	1	2:35.217	43.833	43.396	27.702	40.286	169.0
8	1	2:47.058	43.796	47.067	32.345	43.850	151.7
9	1	2:53.109	44.008	46.397	29.872	52.832	100.6

30 — CLUB JARAMA SPORT — Saxo 8v
1.Jorge Tello

Lap	D	Time	Sector 1	Sector 2	Sector 3	Sector 4	T.Spd
1	1	2:56.943	1:01.295	44.812	28.713	42.123	164.6
2	1	2:42.826	44.281	47.334	30.399	40.812	166.2
3	1	2:35.568	43.520	43.708	27.978	40.362	168.5
4	1	2:49.330	48.397	50.350	29.900	40.683	168.7
5	1	2:43.977	45.602	45.257	30.064	43.054	164.1
6	1	2:35.243	43.822	43.656	27.952	39.813	170.6
7	1	2:35.258	43.638	43.698	28.087	39.835	170.3
8	1	2:35.907	43.913	43.879	27.982	40.133	168.2
9	1	2:53.229 **B**	43.946	43.703	30.929	54.651	135.0

31 — ULTIMA VUELTA — Saxo 8v R
1.Luis Alvarez

Lap	D	Time	Sector 1	Sector 2	Sector 3	Sector 4	T.Spd
1	1	2:48.534	51.978	46.419	29.327	40.810	167.2
2	1	2:36.837	44.197	44.032	28.076	40.532	168.0
3	1	2:35.834	44.080	43.581	28.057	40.116	168.5
4	1	2:41.519 **B**	43.733	43.931	29.404	44.451	170.3
5	1	4:10.831	2:14.907	45.915	29.752	40.257	166.7
6	1	2:35.734	43.585	43.683	28.360	40.106	167.2
7	1	2:34.849	43.309	43.455	28.152	39.933	168.7
8	1	2:34.577	43.191	43.384	27.892	40.110	170.1

33 — ESCUDERIA CENTRO — Saxo 8v
1.Sylvain Xavier

Lap	D	Time	Sector 1	Sector 2	Sector 3	Sector 4	T.Spd
1	1	3:48.975	1:46.447	48.503	31.138	42.887	162.7
2	1	2:38.506	44.514	44.555	28.675	40.762	166.4
3	1	2:37.407	44.140	44.260	27.872	41.135	166.4
4	1	3:15.400	49.620	51.115	32.606	1:02.059	99.4
5	1	2:59.386	49.993	49.724	35.580	44.089	145.4
6	1	2:36.723	44.013	44.313	27.923	40.474	166.4
7	1	2:36.935	43.762	44.074	28.430	40.669	166.2
8	1	2:37.155	43.838	44.041	28.427	40.849	166.4

36 — ESCUDERIA CARTHAGO — Saxo 8v R
1.Miguel Rufino

Lap	D	Time	Sector 1	Sector 2	Sector 3	Sector 4	T.Spd
1	1	2:49.085	52.529	46.424	29.211	40.921	167.7
2	1	2:36.249	44.254	44.022	27.891	40.082	172.2
3	1	2:36.060	44.632	43.497	28.010	39.921	171.4
4	1	2:36.786	43.853	43.982	28.245	40.706	167.4
5	1	2:35.568	43.695	43.521	27.825	40.527	166.7
6	1	2:43.787	43.788	47.155	32.302	40.542	168.5
7	1	2:44.574 **B**	44.203	43.977	28.203	48.191	162.7
8	1	4:45.244	2:40.369	50.024	31.718	43.133	157.4

39 — DESGUACES LA TORRE — Saxo 8v
1.Ralf Henri

Lap	D	Time	Sector 1	Sector 2	Sector 3	Sector 4	T.Spd
1	1	2:48.215	51.358	46.029	29.277	41.551	165.6
2	1	2:40.835	44.130	46.827	28.839	41.039	168.7
3	1	2:36.314	43.520	43.847	28.512	40.435	169.3
4	1	2:51.422	43.560	46.592	35.661	45.609	148.4
5	1	2:35.417	43.312	43.815	28.056	40.234	171.7
6	1	2:35.248	43.323	43.586	28.051	40.288	170.6
7	1	2:35.425	43.403	43.573	28.198	40.251	169.3
8	1	2:35.167	43.217	43.437	28.133	40.380	168.5
9	1	2:51.746	48.160	50.947	31.988	40.651	168.2

41 — EFICAR TEAM — Saxo 8v
1.Ivan Riera

Lap	D	Time	Sector 1	Sector 2	Sector 3	Sector 4	T.Spd
1	1	4:48.259	2:46.151	51.103	29.879	41.126	165.4
2	1	2:32.452	42.804	42.744	27.389	39.515	170.1
3	1	2:32.004	42.743	42.659	27.230	39.372	171.4
4	1	2:31.480	42.651	42.596	27.060	39.173	172.8
5	1	3:01.086 **B**	48.179	48.264	32.269	52.374	156.5
6	1	9:27.899	7:36.480	44.120	27.791	39.508	171.4
7	1	2:58.564 **B**	43.175	49.999	30.279	55.111	145.4

49 — C.D PLEMAR SPORT — Saxo 8v R
1.Jose Antonio Martin

Lap	D	Time	Sector 1	Sector 2	Sector 3	Sector 4	T.Spd
1	1	2:50.060	53.848	45.580	29.995	40.637	169.3
2	1	2:36.768	44.112	44.205	28.331	40.120	169.8
3	1	2:36.014	43.804	43.548	28.444	40.218	170.1
4	1	2:49.395	43.716	51.858	31.122	42.699	161.9
5	1	2:42.755	44.185	43.761	28.615	46.194	144.8
6	1	2:46.464 **B**	43.910	43.851	28.703	50.000	168.5
7	1	5:37.276	3:35.917	50.135	29.932	41.292	168.5
8	1	2:37.027	44.321	43.660	28.495	40.551	168.0
9	1	2:37.034	44.214	43.720	28.668	40.432	167.4

57 — ULTIMA VUELTA — Saxo 8v
1.Julian Alonso

Lap	D	Time	Sector 1	Sector 2	Sector 3	Sector 4	T.Spd
1	1	7:09.397	5:11.465	46.779	29.932	41.221	167.2
2	1	2:36.289	43.950	43.912	28.085	40.342	169.0
3	1	2:35.010	43.490	43.423	27.806	40.291	169.3
4	1	2:45.680	47.204	45.874	32.013	40.589	167.7
5	1	2:36.941	43.710	43.730	28.821	40.680	167.2
6	1	2:51.742	44.838	49.532	35.611	41.761	163.1
7	1	2:35.416	43.677	43.584	28.084	40.071	171.4
8	1	2:43.929	43.817	43.434	30.988	45.690	144.8

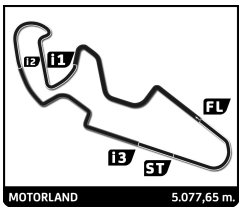

COPA SAXO 8V
TROFEO DE VELOCIDAD MOTORLAND 2023
Q1

Sector Analysis

__ Invalidated Lap Personal Best Session Best **B** Crossing the pit lane

58 — ULTIMA VUELTA — Saxo 8v
1.Manuel Cozar

Lap	D	Time	Sector 1	Sector 2	Sector 3	Sector 4	T.Spd
1	1	6:45.274	4:41.348	51.111	30.789	42.026	164.4
2	1	2:48.802	47.674	47.374	32.304	41.450	166.9
3	1	2:39.276	44.717	44.660	28.358	41.541	166.7
4	1	3:08.379	52.035	1:00.846	34.391	41.107	166.2
5	1	2:38.141	44.342	44.477	28.310	41.012	165.6
6	1	2:58.943	50.352	51.410	36.255	40.926	164.9
7	1	3:23.983 **B**	50.079	54.052	31.700	1:08.152	64.7

65 — C.D.E. CIUDAD DE GETAFE — Saxo 8v
1.Roberto Fernandez

Lap	D	Time	Sector 1	Sector 2	Sector 3	Sector 4	T.Spd
1	1	6:47.491	4:43.450	49.747	31.531	42.763	158.1
2	1	2:43.388	46.104	46.643	29.779	40.862	165.9
3	1	2:39.290	44.568	45.014	28.748	40.960	166.9
4	1	3:13.262	53.775	1:01.759	36.178	41.550	164.4
5	1	2:39.145	44.511	44.688	29.431	40.515	166.7
6	1	2:57.689 **B**	44.065	45.374	31.375	56.875	132.4

69 — PARADINAS MOTORSPORT — Saxo 8v
1.Iñaki Gesalaga

Lap	D	Time	Sector 1	Sector 2	Sector 3	Sector 4	T.Spd
1	1	6:21.119	4:23.467	46.795	30.496	40.361	167.7
2	1	2:36.392	44.043	43.768	28.535	40.046	169.3
3	1	2:52.155	43.650	44.342	40.207	43.956	163.6
4	1	2:35.213	43.675	43.791	28.120	39.627	169.5
5	1	2:35.267	43.476	43.816	28.155	39.820	169.8
6	1	2:35.670	44.079	43.458	28.106	40.027	170.3
7	1	2:45.036	43.429	46.310	35.377	39.920	168.2
8	1	2:35.737	43.910	43.626	27.955	40.246	169.8
9	1	2:35.351	43.599	43.672	28.287	39.793	168.7

70 — EFICAR TEAM — Saxo 8v
1.Santiago Castilla

Lap	D	Time	Sector 1	Sector 2	Sector 3	Sector 4	T.Spd
1	1	3:43.989	1:41.621	43.723	28.212	50.433	140.6
2	1	2:32.880	42.790	43.056	27.703	39.331	171.4
3	1	2:49.089 **B**	42.789	43.161	29.973	53.166	129.7
4	1	5:04.702	3:08.550	42.761	27.705	45.686	137.6
5	1	2:32.871	43.057	42.811	27.609	39.394	171.2
6	1	2:35.768	44.537	44.292	27.534	39.405	170.3
7	1	2:32.473	42.638	42.727	27.619	39.489	170.6
8	1	2:55.961 **B**	42.777	45.192	37.113	50.879	149.6

72 — ULTIMA VUELTA — Saxo 8v
1.Ana Barreras

Lap	D	Time	Sector 1	Sector 2	Sector 3	Sector 4	T.Spd
1	1	4:08.311	2:09.090	45.862	31.525	41.834	167.4
2	1	2:38.029	44.601	43.944	28.811	40.673	170.1
3	1	2:37.660	44.148	43.818	28.610	41.084	169.0
4	1	2:46.987 **B**	45.925	43.995	28.675	48.392	169.0
5	1	3:45.868	1:52.525	43.866	28.592	40.885	168.0
6	1	2:37.175	44.512	43.707	28.316	40.640	168.2
7	1	2:35.960	43.667	43.752	28.188	40.353	168.7
8	1	2:51.757	48.882	48.672	33.994	40.209	170.6
9	1	2:35.545	43.516	43.293	28.365	40.371	168.7

74 — RX PRO RACING — Saxo 8v
1.Daniel Oliver — R

Lap	D	Time	Sector 1	Sector 2	Sector 3	Sector 4	T.Spd
1	1	3:27.913	1:27.888	47.815	30.302	41.908	162.2
2	1	3:20.702 **B**	54.492	53.526	34.249	58.435	120.7
3	1	9:50.433	7:52.074	46.276	30.192	41.891	159.8

80 — RX PRO RACING — Saxo 8v
1.Oscar Montalvo

Lap	D	Time	Sector 1	Sector 2	Sector 3	Sector 4	T.Spd
1	1	3:21.772	1:24.715	46.394	30.102	40.561	165.9
2	1	2:36.060	43.655	43.813	27.922	40.670	168.2
3	1	2:50.777	49.518	48.939	31.320	41.000	167.7
4	1	2:36.954	44.382	43.688	28.054	40.830	168.7
5	1	2:43.680 **B**	44.085	44.191	28.210	47.194	167.2
6	1	4:25.347	2:28.225	46.224	30.663	40.235	166.9
7	1	2:35.848	43.678	43.796	28.286	40.088	170.3
8	1	2:36.149	43.530	43.627	28.375	40.617	166.7

88 — VSR MOTORSPORT — Saxo 8v
1.Agustin Arce

Lap	D	Time	Sector 1	Sector 2	Sector 3	Sector 4	T.Spd
1	1	2:59.622	58.279	45.127	29.064	47.152	116.8
2	1	2:34.455	43.552	43.289	27.751	39.863	169.3
3	1	2:33.747	43.156	43.322	27.534	39.735	171.2
4	1	2:46.448	43.295	45.091	31.732	46.330	132.5
5	1	2:35.269	43.627	43.415	27.874	40.353	166.2
6	1	2:42.139 **B**	43.624	44.745	27.930	45.840	169.0
7	1	3:58.853	2:01.424	46.782	30.512	40.135	168.5
8	1	2:36.118	43.270	43.331	27.822	41.695	154.5

90 — RASANTE SPORT — Saxo 8v
1.Alejandro Martinez

Lap	D	Time	Sector 1	Sector 2	Sector 3	Sector 4	T.Spd
1	1	3:10.813	1:11.507	46.093	30.255	42.958	166.4
2	1	2:37.770	44.581	43.926	28.907	40.356	170.1
3	1	2:36.051	43.738	43.793	28.313	40.207	170.3
4	1	2:46.469	47.771	47.711	30.353	40.634	168.0
5	1	2:35.746	43.571	43.791	28.223	40.161	169.5
6	1	2:36.337	43.548	43.955	28.677	40.157	169.8
7	1	2:35.012	43.344	43.532	28.086	40.050	169.3
8	1	3:11.476 **B**	49.954	48.085	32.532	1:00.905	138.8

95 — FEDERACION ANDALUZA — Saxo 8v
1.Marco Aguilera

Lap	D	Time	Sector 1	Sector 2	Sector 3	Sector 4	T.Spd
1	1	2:58.912	56.488	44.894	30.655	46.875	116.5
2	1	2:34.269	43.402	43.121	27.997	39.749	171.4
3	1	2:34.298	43.480	43.121	27.726	39.971	171.7
4	1	2:47.045	43.201	45.107	31.543	47.194	128.4
5	1	2:36.146	43.803	44.136	28.392	39.815	170.9
6	1	2:39.921 **B**	43.108	43.433	28.088	45.292	169.5
7	1	3:59.522	2:01.616	47.258	30.291	40.357	169.3
8	1	2:33.757	43.400	42.921	27.529	39.907	171.7

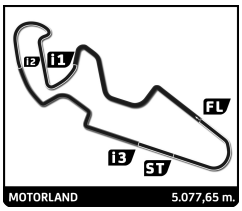

COPA SAXO 8V

TROFEO DE VELOCIDAD MOTORLAND 2023

Q1

Sector Analysis

__ Invalidated Lap Personal Best Session Best **B** Crossing the pit lane

98 **RX PRO RACING** Saxo 8v
1.Deogracias Millan

Lap	D	Time	Sector 1	Sector 2	Sector 3	Sector 4	T.Spd
1	1	3:22.599	1:25.549	46.039	30.599	40.412	169.0
2	1	**2:35.626**	43.492	**43.576**	**28.462**	40.096	170.3
3	1	2:40.620	44.554	44.659	29.147	42.260	168.0
4	1	2:38.798	44.717	44.515	29.130	40.436	168.0
5	1	2:48.596 **B**	43.753	43.702	29.015	52.126	168.5
6	1	5:30.462	3:24.504	55.780	30.202	**39.976**	170.9
7	1	2:37.360	**43.243**	44.248	29.573	40.296	168.0
8	1	2:35.646	43.512	43.641	28.505	39.988	168.7

Lap	D	Time	Sector 1	Sector 2	Sector 3	Sector 4	T.Spd