

Moto2 ECh

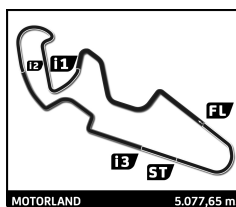
Finetwork FIM JuniorGP Motorland

Race 2

Sector Analysis

— Invalidated Lap ■ Personal Best ■ Session Best B Crossing the pit lane

Lap	Time	Sector 1	Sector 2	Sector 3	Sector 4	T.Sp	Lap	Time	Sector 1	Sector 2	Sector 3	Sector 4	T.Sp		
3	Lukas TULOVIC						DEU	72	Yeray RUIZ						ESP
LIQUI MOLY INTACT GP JUNIOR TEA							FAU55 TEY RACING								
KALEX TRIUMPH							KALEX TRIUMPH								
1	1:56.093	34.803	31.891	21.825	27.574	278.4	1	1:57.627	35.879	32.488	21.893	27.367	281.2		
2	1:53.359	32.184	31.894	21.688	27.593	278.4	2	1:54.162	32.590	32.206	21.839	27.527	281.2		
3	1:53.660	32.344	31.966	21.777	27.573	279.8	3	1:53.929	32.424	32.082	21.956	27.467	282.0		
4	1:53.604	32.255	32.017	21.741	27.591	279.8	4	1:55.056	32.865	32.228	22.209	27.754	278.4		
5	1:53.642	32.251	32.071	21.728	27.592	279.8	5	1:54.260	32.513	32.151	21.967	27.629	279.8		
6	1:53.905	32.336	32.091	21.807	27.671	278.4	6	1:54.372	32.460	32.201	22.157	27.554	280.5		
7	1:53.728	32.326	31.983	21.784	27.635	280.5	7	1:54.979	32.819	32.375	22.108	27.677	279.8		
8	1:53.637	32.219	31.937	21.792	27.689	279.1	8	1:54.980	32.823	32.313	22.065	27.779	279.8		
9	1:53.703	32.350	31.931	21.758	27.664	279.1	9	1:55.154	32.831	32.398	22.124	27.801	279.1		
10	1:53.966	32.392	31.957	21.808	27.809	278.4	10	1:55.765	33.092	32.551	22.221	27.901	276.9		
11	1:54.081	32.429	32.038	21.849	27.765	278.4	11	1:55.581	32.960	32.455	22.251	27.915	277.6		
12	1:54.399	32.539	32.259	21.898	27.703	279.1	12	1:55.602	32.857	32.521	22.309	27.915	276.9		
13	1:54.065	32.346	31.940	21.945	27.834	277.6	13	1:55.983	33.021	32.611	22.410	27.941	275.5		
14	1:54.600	32.428	32.264	22.102	27.806	278.4	14	1:55.849	32.972	32.656	22.331	27.890	276.9		
15	1:54.386	32.519	32.189	21.944	27.734	279.8	15	1:56.462	33.192	32.688	22.597	27.985	278.4		
16	1:54.495	32.400	32.278	22.103	27.714	280.5	16	1:56.713	33.275	32.792	22.630	28.016	280.5		
81	Senna AGIUS						AUS	55	Alex TOLEDO						ESP
PROMORACING							PERTAMINA MANDALIKA SAG EUVIC								
KALEX TRIUMPH							KALEX TRIUMPH								
1	1:56.774	35.152	32.116	21.851	27.655	277.6	1	1:58.537	36.001	32.568	22.007	27.961	276.2		
2	1:54.006	32.410	32.001	21.997	27.598	278.4	2	1:54.977	32.677	32.257	22.041	28.002	275.5		
3	1:54.061	32.555	32.016	21.941	27.549	277.6	3	1:55.296	32.617	32.472	22.101	28.106	274.1		
4	1:53.938	32.359	32.060	21.888	27.631	277.6	4	1:55.611	32.757	32.357	22.277	28.220	273.4		
5	1:54.115	32.373	32.074	21.932	27.736	276.9	5	1:55.494	32.805	32.363	22.096	28.230	272.7		
6	1:54.191	32.486	32.101	21.942	27.662	276.9	6	1:55.553	32.908	32.397	22.038	28.210	274.1		
7	1:54.251	32.479	32.126	21.931	27.715	278.4	7	1:55.800	32.860	32.539	22.118	28.283	274.1		
8	1:54.360	32.521	32.205	21.909	27.725	276.9	8	1:55.795	32.979	32.405	22.092	28.319	273.4		
9	1:54.396	32.416	32.265	21.915	27.800	276.2	9	1:55.669	32.873	32.386	22.103	28.307	274.1		
10	1:54.481	32.527	32.085	21.961	27.908	274.8	10	1:55.710	32.965	32.353	22.065	28.327	273.4		
11	1:54.759	32.782	32.137	21.956	27.884	274.8	11	1:55.687	32.900	32.432	22.081	28.274	272.7		
12	1:54.491	32.449	32.205	21.954	27.883	273.4	12	1:55.823	32.957	32.450	22.171	28.245	272.7		
13	1:54.415	32.430	32.160	21.962	27.863	272.7	13	1:55.742	32.975	32.355	22.134	28.278	272.0		
14	1:54.432	32.459	32.179	22.004	27.790	274.8	14	1:55.567	32.846	32.354	22.077	28.290	272.0		
15	1:54.564	32.530	32.222	22.048	27.764	276.9	15	1:55.823	32.896	32.391	22.243	28.293	274.1		
16	1:54.817	32.646	32.288	22.087	27.796	277.6	16	1:55.980	32.975	32.550	22.163	28.292	274.1		
18	Xavier CARDELÚS						AND	13	Mattia RATO						ITA
PROMORACING							MMR								
KALEX TRIUMPH							KALEX TRIUMPH								
1	1:58.559	35.666	33.367	21.872	27.654	279.8	1	2:00.534	36.935	33.078	22.793	27.728	280.5		
2	1:53.509	32.345	31.905	21.758	27.501	279.1	2	1:55.114	32.778	32.367	22.258	27.711	278.4		
3	1:53.869	32.412	31.946	21.976	27.535	282.0	3	1:55.352	32.903	32.391	22.139	27.919	276.9		
4	1:54.733	32.818	32.076	22.015	27.824	275.5	4	1:55.746	33.036	32.560	22.185	27.965	275.5		
5	1:54.189	32.389	31.951	22.006	27.843	274.8	5	1:55.802	33.069	32.415	22.315	28.003	274.8		
6	1:53.624	32.158	31.957	21.817	27.692	276.2	6	1:55.733	33.110	32.365	22.263	27.995	276.9		
7	1:54.184	32.422	31.989	21.991	27.782	276.9	7	1:55.697	32.997	32.509	22.182	28.009	276.9		
8	1:54.208	32.393	32.104	21.904	27.807	276.2	8	1:55.529	33.057	32.362	22.192	27.918	276.9		
9	1:54.235	32.404	32.160	21.843	27.828	276.2	9	1:55.625	33.109	32.501	22.090	27.925	276.9		
10	1:54.511	32.398	32.222	21.890	28.001	274.1	10	1:55.693	32.983	32.401	22.179	28.130	274.8		
11	1:54.526	32.461	32.135	21.884	28.046	274.1	11	1:55.640	33.121	32.360	22.134	28.025	276.2		
12	1:54.423	32.506	32.118	21.931	27.868	272.7	12	1:55.806	33.061	32.546	22.203	27.996	274.1		
13	1:54.551	32.469	32.147	21.977	27.958	272.0	13	1:55.656	33.032	32.441	22.186	27.997	273.4		
14	1:55.845	32.714	32.589	22.325	28.217	271.4	14	1:55.547	33.047	32.372	22.132	27.996	275.5		
15	1:56.059	33.055	32.508	22.257	28.239	272.0	15	1:55.686	33.108	32.407	22.229	27.942	276.2		
16	1:56.253	32.998	32.567	22.278	28.410	273.4	16	1:55.400	32.936	32.443	22.194	27.827	277.6		



Moto2 ECh

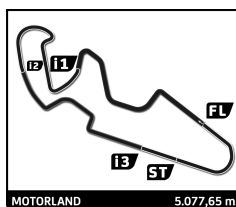
Finetwork FIM JuniorGP Motorland

Race 2

Sector Analysis

— Invalidated Lap ■ Personal Best ■ Session Best B Crossing the pit lane

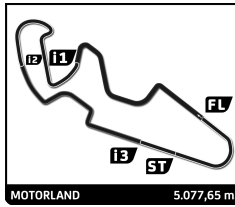
Lap	Time	Sector 1	Sector 2	Sector 3	Sector 4	T.Spd	Lap	Time	Sector 1	Sector 2	Sector 3	Sector 4	T.Spd
35 Sam WILFORD GBR AGR TEAM KALEX TRIUMPH							23 Eduardo MONTERO ESP MOONPHARM KIEFER RACING KTM TRIUMPH						
1	2:00.886	36.687	33.244	22.745	28.210	274.8	1	2:00.846	36.636	33.189	22.604	28.417	276.9
2	1:56.144	33.188	32.497	22.535	27.924	280.5	2	1:55.734	32.978	32.533	22.188	28.035	277.6
3	1:55.444	32.943	32.363	22.383	27.755	283.5	3	1:55.792	32.961	32.589	22.250	27.992	278.4
4	1:55.936	33.184	32.523	22.446	27.783	281.2	4	1:55.970	33.068	32.673	22.164	28.065	277.6
5	1:55.790	33.318	32.401	22.230	27.841	279.1	5	1:56.978	33.147	32.623	22.710	28.498	274.8
6	1:56.088	33.202	32.543	22.363	27.980	279.1	6	1:55.987	33.165	32.563	22.175	28.084	277.6
7	1:56.225	33.234	32.656	22.385	27.950	277.6	7	1:56.814	33.362	32.725	22.306	28.421	277.6
8	1:55.742	32.986	32.498	22.285	27.973	276.9	8	1:56.678	33.157	32.728	22.513	28.280	276.2
9	1:55.756	33.087	32.469	22.280	27.920	276.9	9	1:56.584	33.345	32.727	22.195	28.317	274.8
10	1:56.060	33.070	32.580	22.287	28.123	276.2	10	1:56.947	33.216	32.789	22.349	28.593	272.0
11	1:56.152	33.163	32.539	22.406	28.044	276.9	11	1:56.638	33.235	32.692	22.248	28.463	273.4
12	1:56.201	33.096	32.626	22.372	28.107	274.8	12	1:56.845	33.251	32.827	22.284	28.483	271.4
13	1:56.397	33.176	32.734	22.405	28.082	274.8	13	1:56.668	33.200	32.695	22.433	28.340	272.0
14	1:55.855	32.985	32.508	22.299	28.063	278.4	14	1:56.697	33.131	32.788	22.285	28.493	272.7
15	1:56.034	32.930	32.576	22.566	27.962	278.4	15	1:56.634	33.184	32.851	22.240	28.359	274.8
16	1:56.726	33.275	32.683	22.683	28.085	276.2	16	1:56.816	33.284	32.850	22.382	28.300	274.8
98 David SANCHÍS ESP MVAGUSTA FORWARD JUNIOR TEAM MVAGUSTA							38 Juan RODRIGUEZ ESP CUNA CAMPEONES YAMAHA						
1	2:01.160	37.282	33.099	22.673	28.106	273.4	1	2:03.402	38.175	33.986	22.823	28.418	267.3
2	1:56.044	33.107	32.583	22.098	28.256	272.7	2	1:56.795	32.980	32.993	22.407	28.415	266.7
3	1:56.038	32.918	32.629	22.388	28.103	271.4	3	1:56.357	32.774	32.754	22.306	28.523	264.1
4	1:55.929	32.903	32.527	22.296	28.203	270.7	4	1:56.604	33.135	32.657	22.255	28.557	261.5
5	1:56.022	32.747	32.637	22.120	28.518	268.7	5	1:56.715	33.179	32.814	21.996	28.726	258.4
6	1:55.547	32.916	32.382	22.113	28.136	270.7	6	1:56.471	32.961	32.678	22.069	28.763	257.8
7	1:56.423	33.026	33.021	22.139	28.237	269.3	7	1:56.505	33.014	32.646	22.054	28.791	259.6
8	1:55.722	32.731	32.525	22.211	28.255	268.7	8	1:56.543	33.038	32.652	22.110	28.743	255.9
9	1:56.341	33.301	32.516	22.307	28.217	271.4	9	1:56.346	32.959	32.646	22.036	28.705	259.0
10	1:56.122	33.077	32.522	22.181	28.342	268.0	10	1:56.767	33.024	32.698	22.185	28.860	257.1
11	1:55.990	32.902	32.605	22.160	28.323	268.0	11	1:56.876	33.102	32.785	22.131	28.858	255.9
12	1:55.956	32.860	32.620	22.156	28.320	268.0	12	1:56.829	33.111	32.732	22.197	28.789	255.9
13	1:56.118	32.838	32.643	22.389	28.248	268.7	13	1:56.971	33.086	32.771	22.176	28.938	255.9
14	1:56.251	32.824	32.752	22.186	28.489	267.3	14	1:58.002	33.362	33.006	22.683	28.951	255.9
15	1:55.850	32.920	32.620	22.128	28.182	268.7	15	1:57.038	33.135	32.680	22.422	28.801	258.4
16	1:56.130	32.802	32.704	22.164	28.460	270.0	16	1:57.182	33.209	32.799	22.366	28.808	257.8
74 Piotr BIESIEKIRSKI POL PERTAMINA MANDALIKA SAG EUVIC I KALEX TRIUMPH							17 Dani MUÑOZ ESP FIFTY MOTORSPORT YAMAHA						
1	1:59.894	36.183	33.194	22.410	28.107	275.5	1	2:02.323	37.498	33.657	22.440	28.728	260.9
2	1:56.302	33.115	32.637	22.530	28.020	279.1	2	1:57.531	33.414	32.937	22.556	28.624	260.9
3	1:55.891	33.039	32.629	22.204	28.019	276.9	3	1:56.657	32.909	32.829	22.285	28.634	260.9
4	1:56.094	33.132	32.657	22.164	28.141	275.5	4	1:57.662	33.952	32.789	22.226	28.695	259.6
5	1:55.913	33.074	32.541	22.144	28.154	274.8	5	1:58.801	32.768	32.833	22.184	31.016	259.6
6	1:56.121	33.097	32.667	22.169	28.188	275.5	6	1:56.715	32.953	32.733	22.200	28.829	258.4
7	1:57.017	33.455	33.078	22.426	28.058	278.4	7	1:57.130	33.358	32.814	22.180	28.778	257.1
8	1:56.117	33.055	32.538	22.285	28.239	276.2	8	1:56.605	32.874	32.721	22.190	28.820	257.1
9	1:56.017	32.991	32.726	22.169	28.131	272.0	9	1:56.615	32.967	32.793	22.063	28.792	257.8
10	1:56.277	33.112	32.728	22.323	28.114	276.9	10	1:56.765	32.891	32.787	22.161	28.926	255.3
11	1:56.144	32.904	32.623	22.241	28.376	276.2	11	1:56.716	32.943	32.763	22.175	28.835	256.5
12	1:55.910	32.936	32.675	22.209	28.090	276.9	12	1:56.634	32.880	32.755	22.169	28.830	254.7
13	1:55.828	32.996	32.527	22.262	28.043	278.4	13	1:56.865	32.909	32.835	22.233	28.888	253.5
14	1:56.075	33.044	32.614	22.236	28.181	277.6	14	1:57.549	33.043	33.252	22.362	28.892	254.7
15	1:56.176	33.159	32.665	22.247	28.105	276.2	15	1:56.609	32.936	32.807	22.177	28.689	258.4
16	1:56.040	33.057	32.627	22.214	28.142	277.6	16	1:56.699	32.861	32.843	22.217	28.778	257.1



Moto2 ECh
Finetwork FIM JuniorGP Motorland
Race 2
Sector Analysis

— Invalidated Lap ■ Personal Best ■ Session Best B Crossing the pit lane

Lap	Time	Sector 1	Sector 2	Sector 3	Sector 4	T.Spd	Lap	Time	Sector 1	Sector 2	Sector 3	Sector 4	T.Spd
8 Marco TAPIA ESP EASYRACE TEAM YAMAHA							44 Kevin ORGIS DEU AVINTIA JUNIOR TEAM KALEX TRIUMPH						
1	2:03.923	38.125	34.126	22.909	28.763	267.3	1	2:02.296	38.346	33.595	22.333	28.022	282.0
2	1:58.369	33.938	33.078	22.760	28.593	262.1	2	1:56.718	33.166	32.983	22.551	28.018	279.8
3	1:57.352	33.210	33.030	22.362	28.750	260.2	3	1:56.539	33.077	33.041	22.332	28.089	279.8
4	1:57.282	33.214	32.917	22.374	28.777	260.2	4	1:57.133	33.440	33.075	22.403	28.215	279.8
5	1:57.193	33.171	32.884	22.396	28.742	259.0	5	1:57.702	33.517	33.379	22.627	28.179	276.2
6	1:57.121	33.138	32.869	22.325	28.789	262.8	6	1:58.987	34.503	33.532	22.659	28.293	277.6
7	1:57.955	33.383	32.984	22.837	28.751	262.1	7	1:58.368	34.051	33.358	22.670	28.289	279.1
8	1:57.049	33.192	32.800	22.317	28.740	259.6	8	1:57.991	33.581	33.346	22.626	28.438	276.9
9	1:57.845	33.522	33.053	22.351	28.919	257.8	9	1:58.660	34.238	33.744	22.502	28.176	281.2
10	1:58.372	33.482	33.039	22.494	29.357	255.9	10	1:57.817	33.657	33.308	22.445	28.407	277.6
11	1:58.152	33.421	33.240	22.635	28.856	258.4	11	1:57.845	33.562	33.178	22.649	28.456	275.5
12	1:58.220	33.384	33.234	22.768	28.834	257.8	12	1:58.276	33.685	33.304	22.751	28.536	273.4
13	1:58.008	33.459	33.113	22.445	28.991	254.7	13	1:59.687	34.100	33.980	22.879	28.728	274.8
14	1:57.891	33.368	33.003	22.631	28.889	255.9	14	1:59.846	34.072	33.923	23.069	28.782	273.4
15	1:57.862	33.513	33.020	22.412	28.917	254.1	15	2:00.247	34.463	34.017	23.018	28.749	276.9
16	1:57.382	33.216	32.996	22.416	28.754	257.1	16	1:58.822	34.134	33.738	22.715	28.235	281.2
12 Alex RUIZ ESP FAU55 TEY RACING YAMAHA							30 Pasquale ALFANO ITA CARDOSO RACING YAMAHA						
1	2:02.518	37.896	33.479	22.565	28.578	260.2	1	2:04.238	38.619	33.954	22.892	28.773	261.5
2	1:57.748	33.514	33.210	22.333	28.691	261.5	2	1:58.485	33.869	33.089	22.813	28.714	261.5
3	1:57.649	33.363	33.124	22.368	28.794	256.5	3	1:57.928	33.663	32.980	22.625	28.660	264.1
4	1:57.374	33.490	32.860	22.290	28.734	257.8	4	1:57.946	33.627	33.055	22.501	28.763	264.1
5	1:57.956	33.596	33.005	22.557	28.798	255.9	5	1:58.031	33.433	33.001	22.598	28.999	255.9
6	1:57.800	33.415	33.114	22.269	29.002	255.9	6	1:57.998	33.465	33.186	22.442	28.905	257.8
7	1:58.196	33.415	33.077	22.709	28.995	255.3	7	1:58.168	33.484	33.129	22.601	28.954	257.8
8	1:57.435	33.447	32.986	22.368	28.634	258.4	8	1:58.065	33.570	32.999	22.584	28.912	256.5
9	1:58.206	33.370	33.169	22.439	29.228	257.1	9	1:58.365	33.562	32.994	22.775	29.034	257.1
10	1:58.083	33.467	33.217	22.489	28.910	256.5	10	2:00.745	36.106	33.051	22.465	29.123	257.1
11	1:58.085	33.564	33.167	22.528	28.826	256.5	11	1:58.056	33.415	33.004	22.676	28.961	259.0
12	1:58.006	33.379	33.163	22.641	28.823	257.1	12	1:58.510	33.500	33.175	22.784	29.051	262.8
13	1:57.983	33.689	33.164	22.305	28.825	253.5	13	1:58.113	33.580	32.979	22.477	29.077	254.1
14	1:57.766	33.462	33.138	22.411	28.755	254.7	14	1:57.915	33.400	33.023	22.586	28.906	255.9
15	1:57.989	33.693	33.065	22.508	28.723	257.1	15	1:57.714	33.427	32.943	22.515	28.829	258.4
16	1:57.375	33.355	33.020	22.220	28.780	258.4	16	1:57.972	33.523	33.075	22.538	28.836	259.0
16 Jamie DAVIS GBR FIFTY MOTORSPORT KALEX							73 Dino IOZZO ITA IUM MOTORSPORTS YAMAHA						
1	2:04.454	37.960	34.971	22.972	28.551	268.0	1	2:03.808	37.806	34.065	22.973	28.964	261.5
2	1:58.786	34.143	33.303	22.877	28.463	266.7	2	1:58.774	33.882	33.221	22.595	29.076	260.2
3	1:58.145	33.803	33.144	22.637	28.561	265.4	3	1:57.985	33.584	33.105	22.368	28.928	260.9
4	1:58.289	33.794	33.263	22.606	28.626	264.7	4	1:57.967	33.533	33.072	22.380	28.982	260.2
5	1:58.690	33.638	33.126	22.953	28.973	262.1	5	1:58.285	33.788	33.112	22.362	29.023	257.8
6	1:58.812	33.933	33.452	22.761	28.666	264.7	6	1:58.107	33.602	33.148	22.452	28.905	260.9
7	1:57.857	33.504	33.126	22.577	28.650	264.1	7	1:58.128	33.530	33.163	22.421	29.014	259.0
8	1:57.884	33.500	33.049	22.547	28.788	263.4	8	1:58.151	33.613	33.158	22.467	28.913	260.9
9	1:57.938	33.688	33.111	22.545	28.594	263.4	9	1:58.228	33.570	33.071	22.544	29.043	257.8
10	1:57.894	33.529	33.126	22.544	28.695	260.9	10	1:58.827	33.712	33.284	22.473	29.358	254.7
11	1:58.443	33.820	33.099	22.783	28.741	262.8	11	1:59.270	33.851	33.397	22.588	29.434	254.7
12	1:57.911	33.648	33.030	22.444	28.789	259.0	12	1:58.928	33.827	33.218	22.611	29.272	255.9
13	1:58.076	33.569	33.146	22.571	28.790	258.4	13	1:58.589	33.906	33.248	22.457	28.978	257.8
14	1:58.020	33.606	33.125	22.522	28.767	259.6	14	1:57.999	33.574	33.086	22.434	28.905	259.6
15	1:57.630	33.601	32.962	22.493	28.574	263.4	15	1:57.898	33.648	32.956	22.357	28.937	259.6
16	1:57.766	33.547	33.142	22.501	28.576	260.9	16	1:57.594	33.424	33.056	22.371	28.743	262.8



Moto2 ECh

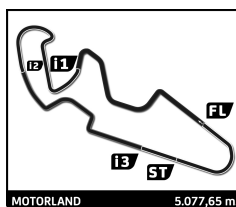
Finetwork FIM JuniorGP Motorland

Race 2

Sector Analysis

— Invalidated Lap ■ Personal Best ■ Session Best B Crossing the pit lane

Lap	Time	Sector 1	Sector 2	Sector 3	Sector 4	T.Spd	Lap	Time	Sector 1	Sector 2	Sector 3	Sector 4	T.Spd		
88	Nicolas CHRIS CZYBA DEU H43 TEAM NOBBY YAMAHA							9	Charles AUBRIE FRA JEG RACING KALEX TRIUMPH						
1	2:05.107	39.048	34.127	22.936	28.996	257.8	1	2:06.335	40.266	34.724	22.944	28.401	280.5		
2	1:59.129	33.882	33.286	22.899	29.062	260.9	2	1:59.477	34.997	33.512	22.852	28.116	279.8		
3	1:58.470	33.778	33.053	22.626	29.013	256.5	3	1:58.880	34.088	33.423	22.887	28.482	279.1		
4	1:58.566	33.869	33.092	22.558	29.047	256.5	4	1:58.814	34.321	33.079	22.835	28.579	278.4		
5	1:58.239	33.590	33.022	22.513	29.114	255.9	5	1:58.999	34.378	33.334	23.088	28.199	276.9		
6	1:58.465	33.487	33.153	22.787	29.038	259.6	6	1:58.891	33.801	33.617	22.971	28.502	276.2		
7	1:58.740	33.514	33.417	22.762	29.047	259.0	7	1:59.745	34.093	33.343	22.797	29.512	275.5		
8	1:58.823	34.017	33.253	22.618	28.935	258.4	8	1:59.206	34.244	33.393	22.987	28.582	275.5		
9	1:59.205	33.944	33.320	22.863	29.078	259.6	9	1:59.513	34.334	33.488	22.955	28.736	274.8		
10	2:00.120	34.234	33.522	23.109	29.255	250.0	10	1:59.610	34.408	33.452	22.841	28.909	271.4		
11	1:57.991	33.404	33.044	22.369	29.174	252.9	11	1:59.072	34.028	33.387	22.940	28.717	272.0		
12	1:58.568	33.631	33.270	22.477	29.190	251.7	12	1:59.537	34.139	33.619	22.881	28.898	270.7		
13	1:57.848	33.446	32.962	22.266	29.174	251.2	13	1:59.760	34.191	33.572	22.950	29.047	268.7		
14	1:58.257	33.521	32.990	22.520	29.226	251.7	14	1:59.767	34.288	33.645	23.056	28.778	271.4		
15	1:58.230	33.479	33.097	22.570	29.084	253.5	15	2:00.085	34.564	33.668	22.980	28.873	274.1		
16	1:58.584	33.568	33.241	22.625	29.150	252.3	16	2:00.031	34.422	33.608	23.042	28.959	272.7		
90	Freddie HEINRICH DEU FAU55 TEY RACING YAMAHA							19	Ryan VAN DE LAGEMAAT NLD QNIUM RACING YAMAHA						
1	2:04.735	38.884	33.862	22.854	29.135	262.8	1	2:06.154	39.811	34.520	22.867	28.956	266.7		
2	1:59.030	33.989	33.320	22.808	28.913	260.9	2	1:58.975	33.853	33.510	22.698	28.914	264.7		
3	1:58.343	33.877	33.024	22.568	28.874	264.1	3	1:58.803	33.700	33.503	22.661	28.939	262.8		
4	1:58.124	33.636	33.056	22.593	28.839	260.9	4	1:59.197	33.994	33.408	22.659	29.136	262.1		
5	1:58.550	33.515	33.106	22.636	29.293	257.8	5	1:59.988	34.427	33.617	22.930	29.014	266.0		
6	1:58.674	33.668	33.402	22.750	28.854	260.9	6	1:59.688	34.460	33.613	22.667	28.948	267.3		
7	1:58.742	33.693	33.479	22.514	29.056	256.5	7	1:59.910	34.106	33.702	22.849	29.253	262.1		
8	1:58.946	34.063	33.152	22.592	29.139	254.1	8	1:59.571	34.074	33.505	22.739	29.253	260.9		
9	1:59.304	34.172	33.306	22.773	29.053	256.5	9	2:00.074	34.211	33.734	22.820	29.309	261.5		
10	2:00.602	34.320	33.546	23.132	29.604	250.0	10	1:59.881	34.067	33.671	22.769	29.374	258.4		
11	1:58.868	33.884	33.324	22.537	29.123	259.0	11	2:00.115	34.402	33.577	22.820	29.316	263.4		
12	1:58.479	33.759	33.065	22.432	29.223	255.3	12	1:59.735	34.297	33.500	22.844	29.094	260.2		
13	1:58.197	33.624	33.016	22.392	29.165	253.5	13	1:59.966	34.326	33.762	22.812	29.066	261.5		
14	1:57.900	33.541	32.955	22.333	29.071	255.3	14	1:59.807	34.006	33.677	23.036	29.088	264.7		
15	1:58.376	33.580	33.197	22.520	29.079	254.7	15	1:59.113	33.937	33.718	22.670	28.788	266.0		
16	1:58.180	33.601	33.120	22.453	29.006	257.1	16	1:59.380	33.981	33.515	23.043	28.841	264.1		
6	Jacopo HOSCIUC ROU AVINTIA JUNIOR TEAM YAMAHA							86	Kylian NESTOLA ITA FAU55 TEY RACING YAMAHA						
1	2:05.652	39.856	33.869	22.901	29.026	258.4	1	2:06.228	39.495	34.039	23.457	29.237	263.4		
2	1:58.234	33.621	33.215	22.810	28.588	264.1	2	1:59.954	33.991	34.049	22.966	28.948	259.0		
3	1:58.008	33.507	33.073	22.489	28.939	257.8	3	1:59.548	33.879	33.926	22.838	28.905	259.0		
4	1:58.177	33.445	33.304	22.544	28.884	259.0	4	1:59.820	33.986	33.779	22.944	29.111	255.9		
5	1:58.443	33.469	33.153	22.471	29.350	255.9	5	1:59.718	33.880	33.677	22.997	29.164	256.5		
6	1:58.792	33.684	33.342	22.548	29.218	254.1	6	1:59.617	33.799	33.676	23.122	29.020	257.8		
7	1:59.020	33.689	33.554	22.765	29.012	262.1	7	1:59.709	33.761	33.640	23.084	29.224	255.9		
8	1:58.881	34.098	33.391	22.498	28.894	257.8	8	1:59.391	33.875	33.423	22.973	29.120	257.1		
9	1:59.361	33.795	33.511	22.728	29.327	254.7	9	1:59.258	33.784	33.513	22.830	29.131	257.8		
10	2:00.542	34.015	33.666	23.046	29.815	247.1	10	1:59.762	34.012	33.697	22.855	29.198	254.1		
11	1:58.860	33.701	33.379	22.436	29.344	252.9	11	1:59.586	33.785	33.582	23.048	29.171	258.4		
12	1:58.681	33.873	33.294	22.499	29.015	254.1	12	1:59.629	34.250	33.604	22.739	29.036	260.2		
13	1:58.656	33.686	33.252	22.550	29.168	252.3	13	1:59.459	34.040	33.641	22.678	29.100	258.4		
14	1:58.950	33.535	33.349	22.687	29.379	252.3	14	1:59.703	33.823	33.697	22.954	29.229	254.1		
15	1:59.584	33.900	33.550	22.751	29.383	252.3	15	1:59.068	33.801	33.335	22.824	29.108	256.5		
16	2:00.432	34.176	33.916	22.747	29.593	249.4	16	2:00.021	33.940	33.680	23.223	29.178	255.9		



Moto2 ECh

Finetwork FIM JuniorGP Motorland

Race 2

Sector Analysis

— Invalidated Lap ■ Personal Best ■ Session Best B Crossing the pit lane

Lap	Time	Sector 1	Sector 2	Sector 3	Sector 4	T.Spd	Lap	Time	Sector 1	Sector 2	Sector 3	Sector 4	T.Spd		
37	Corey TINKER						GBR	77	Mattia VOLPI						ITA
EASYRACE TEAM							AGR TEAM								
YAMAHA							KALEX TRIUMPH								
1	2:05.613	39.155	34.240	23.091	29.127	262.8	1	1:59.938	36.750	32.997	22.488	27.703	279.8		
2	1:59.780	34.520	33.489	22.785	28.986	264.7	2	1:54.965	32.805	32.206	22.299	27.655	279.8		
3	1:59.027	33.730	33.276	23.043	28.978	261.5							254.1		
4	1:58.827	33.858	33.230	22.734	29.005	263.4							248.3		
5	1:59.818	34.064	33.488	22.870	29.396	259.0									
6	1:59.674	34.004	33.525	22.918	29.227	261.5									
7	2:00.195	34.324	33.625	22.967	29.279	264.7									
8	1:59.501	34.035	33.462	22.781	29.223	264.1									
9	2:00.050	34.227	33.744	22.799	29.280	264.7									
10	1:59.821	34.113	33.688	22.736	29.284	262.8									
11	2:00.002	34.008	33.471	22.991	29.532	255.9									
12	1:59.543	34.013	33.314	22.642	29.574	254.7									
13	1:59.814	34.068	33.581	22.754	29.411	254.7									
14	2:00.074	34.031	33.673	23.096	29.274	261.5									
15	1:59.025	33.799	33.406	22.864	28.956	262.1									
16	1:59.946	33.855	33.697	23.364	29.030	263.4									
32	Kyle PAZ						PHL	91	Mihail FLOROV						BGR
YAMAHA PHILIPPINES STYLOBIKE RAC							AVINTIA JUNIOR TEAM								
KALEX TRIUMPH							YAMAHA								
1	2:00.941	37.162	33.329	22.714	27.736	279.8	1	2:08.638	39.713	35.276	23.681	29.968	254.1		
2	1:56.426	33.613	32.560	22.223	28.030	280.5	2	2:17.951 B	38.211	36.260	24.724	38.756	248.3		
3	1:55.991	33.279	32.751	22.159	27.802	279.1									
4	1:55.900	33.100	32.466	22.280	28.054	279.8									
5	1:56.107	33.189	32.578	22.171	28.169	273.4									
6	1:55.989	33.338	32.478	22.240	27.933	282.0									
7	1:56.456	33.415	32.706	22.337	27.998	278.4									
8	1:55.107	33.047	32.283	22.085	27.692	281.2									
9	1:55.891	33.077	32.753	21.972	28.089	277.6									
10	1:55.680	33.180	32.312	22.053	28.135	274.8									
11	1:55.864	33.188	32.421	22.228	28.027	277.6									
12	1:56.383	33.337	32.413	22.365	28.268	277.6									
13	1:56.203	33.051	32.636	22.491	28.025	274.1									
33	Filip REHACEK						CZE								
CARDOSO RACING							YAMAHA								
1	2:06.633	39.999	34.583	22.837	29.214	267.3									
2	2:00.453	34.205	33.955	23.107	29.186	260.9									
3	1:59.970	33.978	33.617	23.038	29.337	259.6									
4	1:59.326	33.869	33.477	22.818	29.162	259.6									
5	1:59.330	33.836	33.630	22.819	29.045	261.5									
6	1:59.515	33.766	33.627	22.972	29.150	264.7									
7	1:59.594	33.794	33.645	22.957	29.198	260.9									
8	1:59.604	33.945	33.555	22.836	29.268	264.1									
9	1:59.262	33.873	33.456	22.766	29.167	262.1									
10	1:59.713	33.899	33.680	22.891	29.243	260.2									
11	1:59.627	33.766	33.471	23.020	29.370	261.5									
12	2:27.881 B	46.188	37.829	24.627	39.237	251.7									
31	Roberto GARCÍA						ESP								
CARDOSO RACING							KALEX TRIUMPH								
1	1:57.048	35.471	32.004	21.819	27.754	276.9									
2	1:53.835	32.447	32.029	21.763	27.596	278.4									
3	1:54.064	32.588	32.043	21.894	27.539	279.1									