

Moto2 ECh

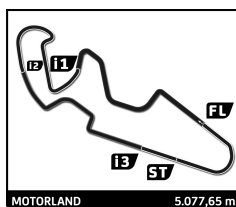
Finetwork FIM JuniorGP Motorland

Race 1

Sector Analysis

— Invalidated Lap ■ Personal Best ■ Session Best B Crossing the pit lane

Lap	Time	Sector 1	Sector 2	Sector 3	Sector 4	T.Sp	Lap	Time	Sector 1	Sector 2	Sector 3	Sector 4	T.Sp		
3	Lukas TULOVIC						DEU	72	Yeray RUIZ						ESP
LIQUI MOLY INTACT GP JUNIOR TEA							FAU55 TEY RACING								
KALEX TRIUMPH							KALEX TRIUMPH								
1	1:55.639	34.670	31.818	21.690	27.461	278.4	1	1:57.900	36.092	32.295	22.178	27.335	284.2		
2	1:52.965	32.126	31.779	21.603	27.457	277.6	2	1:53.767	32.318	32.014	21.976	27.459	282.0		
3	1:52.961	32.136	31.771	21.595	27.459	277.6	3	1:54.071	32.532	32.048	21.954	27.537	279.1		
4	1:52.882	32.163	31.678	21.594	27.447	277.6	4	1:54.012	32.561	32.036	21.884	27.531	279.1		
5	1:53.169	32.259	31.738	21.620	27.552	278.4	5	1:54.236	32.571	32.135	21.958	27.572	277.6		
6	1:53.416	32.212	31.914	21.740	27.550	279.1	6	1:54.122	32.539	32.123	21.974	27.486	279.8		
7	1:53.170	32.200	31.774	21.662	27.534	278.4	7	1:54.070	32.581	32.062	21.894	27.533	279.8		
8	1:53.805	32.363	31.918	21.763	27.761	278.4	8	1:54.153	32.497	32.122	21.968	27.566	279.1		
9	1:53.436	32.220	31.991	21.747	27.478	279.1	9	1:53.888	32.503	32.053	21.894	27.438	280.5		
10	1:53.569	32.297	31.882	21.820	27.570	278.4	10	1:54.140	32.547	32.078	21.914	27.601	280.5		
11	1:53.737	32.335	31.919	21.833	27.650	278.4	11	1:54.044	32.542	32.077	21.962	27.463	281.2		
12	1:53.448	32.295	31.839	21.743	27.571	279.1	12	1:54.203	32.516	32.187	22.007	27.493	280.5		
13	1:53.617	32.209	31.924	21.902	27.582	279.1	13	1:54.080	32.636	32.116	21.873	27.455	280.5		
14	1:53.477	32.230	31.848	21.792	27.607	279.8	14	1:54.224	32.591	32.252	21.912	27.469	275.5		
15	1:54.280	32.641	32.169	21.959	27.511	278.4	15	1:54.815	32.625	32.152	22.318	27.720	281.2		
16	1:54.126	32.482	32.138	21.891	27.615	280.5	16	1:54.765	32.989	32.143	22.075	27.558	279.1		
81	Senna AGIUS						AUS	31	Roberto GARCÍA						ESP
PROMORACING							CARDOSO RACING								
KALEX TRIUMPH							KALEX TRIUMPH								
1	1:57.289	35.513	32.267	22.042	27.467	277.6	1	1:57.512	35.428	32.292	22.225	27.567	278.4		
2	1:53.390	32.278	31.973	21.796	27.343	278.4	2	1:53.523	32.225	31.994	21.744	27.560	276.9		
3	1:53.144	32.049	31.925	21.766	27.404	279.1	3	1:53.349	32.098	31.931	21.627	27.693	276.2		
4	1:53.605	32.296	31.945	21.846	27.518	276.9	4	1:53.668	32.217	31.798	21.858	27.795	277.6		
5	1:53.636	32.305	31.993	21.803	27.535	275.5	5	1:53.624	32.249	31.958	21.719	27.698	276.2		
6	1:53.836	32.310	32.052	21.860	27.614	276.2	6	1:53.955	32.324	32.139	21.745	27.747	275.5		
7	1:53.678	32.279	31.958	21.818	27.623	276.9	7	1:54.090	32.298	32.146	21.782	27.864	274.1		
8	1:53.649	32.212	32.015	21.781	27.641	276.2	8	1:54.403	32.465	32.214	21.759	27.965	272.7		
9	1:54.061	32.301	32.024	21.996	27.740	276.9	9	1:54.384	32.489	32.141	21.872	27.882	273.4		
10	1:54.150	32.523	32.142	21.932	27.553	277.6	10	1:54.521	32.484	32.178	21.922	27.937	272.7		
11	1:53.761	32.317	31.963	21.842	27.639	276.9	11	1:54.419	32.455	32.103	22.011	27.850	272.7		
12	1:53.639	32.288	31.934	21.809	27.608	276.9	12	1:54.373	32.414	32.172	21.866	27.921	273.4		
13	1:54.059	32.508	31.996	21.896	27.659	276.9	13	1:54.342	32.427	32.296	21.747	27.872	273.4		
14	1:53.857	32.340	31.975	21.907	27.635	276.9	14	1:54.580	32.534	32.294	21.834	27.918	273.4		
15	1:53.900	32.429	31.999	21.839	27.633	276.9	15	1:54.905	32.596	32.285	22.057	27.967	274.1		
16	1:54.036	32.466	32.066	21.890	27.614	277.6	16	1:55.106	32.843	32.308	22.243	27.712	278.4		
18	Xavier CARDELÚS						AND	55	Alex TOLEDO						ESP
PROMORACING							PERTAMINA MANDALIKA SAG EUVIC								
KALEX TRIUMPH							KALEX TRIUMPH								
1	1:56.176	34.946	31.955	21.725	27.550	276.2	1	1:58.121	35.840	32.359	22.190	27.732	283.5		
2	1:53.818	32.336	32.088	21.781	27.613	276.2	2	1:54.219	32.403	32.130	21.879	27.807	277.6		
3	1:53.625	32.284	31.778	21.878	27.685	274.1	3	1:54.263	32.447	32.108	21.861	27.847	276.2		
4	1:54.172	32.338	32.243	21.958	27.633	279.8	4	1:54.072	32.363	31.996	21.925	27.788	276.9		
5	1:53.490	32.126	31.969	21.884	27.511	278.4	5	1:54.267	32.327	32.117	21.932	27.891	276.2		
6	1:53.782	32.289	31.916	22.030	27.547	280.5	6	1:54.174	32.403	32.148	21.853	27.770	276.9		
7	1:53.667	32.343	31.891	21.915	27.518	279.1	7	1:54.277	32.415	32.111	21.922	27.829	276.9		
8	1:53.841	32.324	31.967	21.851	27.699	276.9	8	1:54.202	32.412	32.105	21.820	27.865	276.9		
9	1:53.884	32.250	32.094	21.842	27.698	282.0	9	1:54.428	32.515	32.139	21.862	27.912	276.2		
10	1:54.190	32.578	32.104	21.928	27.580	280.5	10	1:55.165	32.775	32.292	22.074	28.024	276.2		
11	1:53.751	32.313	31.942	21.926	27.570	279.8	11	1:55.121	32.633	32.303	22.044	28.141	274.1		
12	1:53.772	32.319	32.062	21.874	27.517	279.1	12	1:55.529	32.839	32.469	22.141	28.080	275.5		
13	1:53.964	32.320	32.109	21.906	27.629	278.4	13	1:55.855	33.070	32.487	22.269	28.029	276.2		
14	1:53.850	32.294	32.024	21.892	27.640	279.8	14	1:55.500	32.991	32.388	22.177	27.944	275.5		
15	1:54.056	32.485	32.060	21.915	27.596	278.4	15	1:55.939	33.045	32.495	22.292	28.107	274.8		
16	1:53.929	32.385	32.009	21.858	27.677	279.8	16	1:56.113	33.091	32.624	22.216	28.182	274.8		



Moto2 ECh

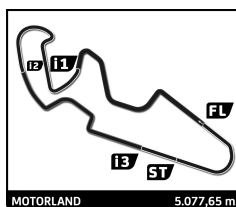
Finetwork FIM JuniorGP Motorland

Race 1

Sector Analysis

— Invalidated Lap ■ Personal Best ■ Session Best B Crossing the pit lane

Lap	Time	Sector 1	Sector 2	Sector 3	Sector 4	T.Spd	Lap	Time	Sector 1	Sector 2	Sector 3	Sector 4	T.Spd
10 Tommaso MARCON ITA MMR KALEX TRIUMPH							74 Piotr BIESIEKIRSKI POL PERTAMINA MANDALIKA SAG EUVIC I KALEX TRIUMPH						
1	2:00.467	37.375	33.079	22.259	27.754	281.2	1	1:59.993	37.027	32.717	22.403	27.846	279.1
2	1:55.123	32.785	32.363	22.261	27.714	280.5	2	1:55.537	33.003	32.394	22.200	27.940	280.5
3	1:55.089	32.675	32.384	22.263	27.767	280.5	3	1:55.787	32.910	32.680	22.305	27.892	278.4
4	1:55.409	32.983	32.361	22.226	27.839	278.4	4	1:55.831	33.010	32.759	22.191	27.871	277.6
5	1:55.181	32.738	32.352	22.140	27.951	281.2	5	1:55.580	32.858	32.518	22.384	27.820	276.9
6	1:55.201	32.853	32.469	22.040	27.839	275.5	6	1:55.310	32.775	32.518	22.145	27.872	277.6
7	1:55.099	32.746	32.411	22.106	27.836	276.9	7	1:55.560	32.849	32.523	22.318	27.870	279.1
8	1:55.357	32.757	32.327	22.253	28.020	274.1	8	1:55.547	32.829	32.620	22.143	27.955	277.6
9	1:55.330	32.791	32.492	22.132	27.915	274.1	9	1:55.582	32.893	32.626	22.153	27.910	279.1
10	1:55.301	32.803	32.443	22.107	27.948	274.8	10	1:55.690	32.886	32.588	22.195	28.021	276.2
11	1:55.164	32.806	32.386	22.134	27.838	275.5	11	1:55.860	33.220	32.546	22.174	27.920	278.4
12	1:55.112	32.638	32.555	21.919	28.000	273.4	12	1:55.830	33.050	32.577	22.169	28.034	280.5
13	1:55.433	32.914	32.507	22.147	27.865	276.9	13	1:55.740	33.163	32.540	22.071	27.966	275.5
14	1:54.932	32.599	32.444	22.058	27.831	274.1	14	1:55.808	32.861	32.703	22.250	27.994	275.5
15	1:54.977	32.766	32.341	22.027	27.843	275.5	15	1:55.734	32.765	32.618	22.214	28.137	274.8
16	1:54.602	32.574	32.282	22.023	27.723	276.2	16	1:55.658	32.851	32.532	22.189	28.086	275.5
77 Mattia VOLPI ITA AGR TEAM KALEX TRIUMPH							23 Eduardo MONTERO ESP MOONPHARM KIEFER RACING KTM TRIUMPH						
1	2:01.064	37.790	32.910	22.911	27.453	283.5	1	1:59.785	36.924	32.642	22.318	27.901	279.1
2	1:55.303	32.892	32.332	22.345	27.734	281.2	2	1:55.466	32.990	32.455	22.070	27.951	279.1
3	1:55.009	32.935	32.244	22.313	27.517	282.0	3	1:55.369	32.888	32.452	22.041	27.988	276.9
4	1:54.892	32.788	32.303	22.281	27.520	284.2	4	1:55.421	32.878	32.395	22.174	27.974	276.9
5	1:55.318	33.113	32.347	22.342	27.516	285.0	5	1:55.901	33.122	32.463	22.167	28.149	276.9
6	1:55.649	33.069	32.729	22.300	27.551	284.2	6	1:55.226	32.888	32.455	21.983	27.900	276.9
7	1:54.951	32.911	32.239	22.247	27.554	280.5	7	1:55.931	33.255	32.565	22.167	27.944	276.2
8	1:55.403	33.106	32.331	22.399	27.567	281.2	8	1:55.597	32.948	32.335	22.207	28.107	273.4
9	1:55.204	33.082	32.317	22.264	27.541	282.7	9	1:55.803	33.049	32.509	22.186	28.059	275.5
10	1:54.985	32.882	32.241	22.273	27.589	281.2	10	1:55.860	33.002	32.530	22.223	28.105	275.5
11	1:55.340	33.093	32.325	22.354	27.568	284.2	11	1:55.874	33.036	32.618	22.063	28.157	274.8
12	1:55.089	32.950	32.257	22.279	27.603	281.2	12	1:55.823	32.983	32.431	22.196	28.213	274.8
13	1:55.414	32.980	32.381	22.312	27.741	283.5	13	1:56.212	33.088	32.720	22.343	28.061	275.5
14	1:54.921	32.836	32.240	22.273	27.572	282.7	14	1:55.679	32.824	32.642	22.167	28.046	277.6
15	1:55.265	33.080	32.224	22.394	27.567	281.2	15	1:55.702	33.024	32.481	22.136	28.061	275.5
16	1:55.419	33.036	32.399	22.360	27.624	279.1	16	1:55.486	32.856	32.592	22.055	27.983	277.6
13 Mattia RATO ITA MMR KALEX TRIUMPH							98 David SANCHÍS ESP MVAGUSTA FORWARD JUNIOR TEAM MVAGUSTA						
1	1:59.412	36.697	32.505	22.311	27.899	278.4	1	2:02.022	37.613	33.470	22.692	28.247	272.7
2	1:55.533	32.804	32.441	22.312	27.976	276.9	2	1:56.240	33.228	32.744	22.153	28.115	272.7
3	1:55.372	32.874	32.404	22.163	27.931	274.8	3	1:55.677	32.827	32.487	22.201	28.162	268.7
4	1:55.465	32.909	32.341	22.246	27.969	274.8	4	1:55.616	32.847	32.460	22.157	28.152	267.3
5	1:55.373	32.888	32.303	22.149	28.033	274.8	5	1:55.760	32.899	32.565	22.116	28.180	268.7
6	1:55.473	33.118	32.504	22.177	27.674	281.2	6	1:56.138	32.875	32.752	22.281	28.230	268.0
7	1:55.084	32.761	32.400	22.094	27.829	279.1	7	1:55.591	32.810	32.475	22.144	28.162	268.7
8	1:55.311	32.774	32.252	22.311	27.974	274.8	8	1:55.433	32.705	32.494	22.122	28.112	268.7
9	1:55.401	32.858	32.454	22.180	27.909	280.5	9	1:55.578	32.768	32.549	22.094	28.167	269.3
10	1:55.184	32.780	32.363	22.170	27.871	277.6	10	1:55.431	32.693	32.469	22.110	28.159	269.3
11	1:55.249	32.931	32.268	22.254	27.796	272.0	11	1:55.498	32.675	32.502	22.126	28.195	270.0
12	1:55.083	32.753	32.419	22.080	27.831	280.5	12	1:55.704	32.818	32.529	22.182	28.175	270.0
13	1:55.533	32.963	32.430	22.252	27.888	276.9	13	1:55.695	32.858	32.527	22.221	28.089	271.4
14	1:54.951	32.807	32.266	22.088	27.790	279.8	14	1:56.059	32.996	32.726	22.238	28.099	271.4
15	1:55.329	32.884	32.353	22.078	28.014	277.6	15	1:56.658	33.090	32.796	22.324	28.448	272.7
16	1:55.842	32.945	32.525	22.487	27.885	279.8	16	1:55.688	32.933	32.575	21.980	28.200	268.7



Moto2 ECh

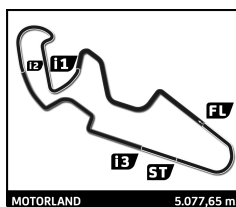
Finetwork FIM JuniorGP Motorland

Race 1

Sector Analysis

— Invalidated Lap ■ Personal Best ■ Session Best B Crossing the pit lane

Lap	Time	Sector 1	Sector 2	Sector 3	Sector 4	T.Spd	Lap	Time	Sector 1	Sector 2	Sector 3	Sector 4	T.Spd
35 Sam WILFORD GBR AGR TEAM KALEX TRIUMPH							38 Juan RODRIGUEZ ESP CUNA CAMPEONES YAMAHA						
1	2:01.221	37.512	33.106	22.833	27.770	277.6	1	2:02.360	38.044	33.338	22.509	28.469	262.1
2	1:55.333	32.958	32.380	22.310	27.685	286.5	2	1:56.460	33.066	32.849	22.146	28.399	260.2
3	1:55.206	32.892	32.485	22.240	27.589	276.9	3	1:56.146	32.803	32.592	22.314	28.437	264.7
4	1:55.626	32.855	32.594	22.420	27.757	280.5	4	1:56.342	32.921	32.706	21.972	28.743	256.5
5	1:55.658	32.922	32.341	22.649	27.746	279.8	5	1:57.343	33.347	32.685	22.620	28.691	259.0
6	1:55.709	32.986	32.651	22.276	27.796	279.1	6	1:56.986	33.201	32.884	22.197	28.704	257.8
7	1:55.849	33.184	32.535	22.296	27.834	278.4	7	1:56.253	32.981	32.637	21.925	28.710	257.1
8	1:56.088	32.982	32.685	22.437	27.984	279.1	8	1:57.968	33.205	33.396	22.624	28.743	257.1
9	1:55.804	32.913	32.573	22.370	27.948	276.2	9	1:56.585	33.046	32.633	22.033	28.873	255.3
10	1:55.704	33.019	32.455	22.301	27.929	276.9	10	1:57.425	33.152	33.257	22.309	28.707	261.5
11	1:55.752	32.944	32.470	22.436	27.902	277.6	11	1:57.634	33.621	33.042	22.275	28.696	261.5
12	1:55.808	33.042	32.557	22.268	27.941	278.4	12	1:56.081	32.951	32.582	22.046	28.502	261.5
13	1:56.045	33.133	32.657	22.314	27.941	276.2	13	1:56.242	32.906	32.622	22.145	28.569	263.4
14	1:56.316	33.273	32.542	22.471	28.030	276.9	14	1:56.208	32.850	32.645	22.159	28.554	260.9
15	1:56.810	33.290	32.667	22.726	28.127	274.1	15	1:57.086	33.031	32.823	22.438	28.794	257.1
16	1:56.105	33.113	32.798	22.294	27.900	278.4	16	1:56.822	33.026	32.727	22.137	28.932	261.5
32 Kyle PAZ PHL YAMAHA PHILIPPINES STYLOBIKE RAC KALEX TRIUMPH							44 Kevin ORGIS DEU AVINTIA JUNIOR TEAM KALEX TRIUMPH						
1	2:05.850	40.000	33.929	23.748	28.173	279.1	1	2:03.522	38.735	33.742	22.790	28.255	282.7
2	1:56.560	33.529	32.659	22.471	27.901	278.4	2	1:57.773	33.837	33.256	22.513	28.167	280.5
3	1:56.110	33.300	32.663	22.072	28.075	279.8	3	1:56.913	33.329	33.038	22.422	28.124	279.8
4	1:55.926	33.313	32.562	22.226	27.825	276.9	4	1:57.769	33.906	33.401	22.505	27.957	279.8
5	1:58.398	33.258	35.099	22.216	27.825	280.5	5	1:56.806	33.286	33.032	22.397	28.091	279.1
6	1:56.764	33.747	32.886	22.153	27.978	275.5	6	1:57.399	33.464	33.199	22.696	28.040	279.1
7	1:55.969	33.422	32.516	22.107	27.924	276.2	7	1:56.826	33.286	33.019	22.336	28.185	279.1
8	1:56.088	33.264	32.582	22.167	28.075	274.8	8	1:57.517	33.628	33.144	22.407	28.338	276.9
9	1:56.049	33.233	32.667	22.198	27.951	277.6	9	1:58.290	33.771	33.276	22.702	28.541	276.2
10	1:56.193	33.169	32.566	22.293	28.165	264.1	10	1:58.259	33.868	33.294	22.730	28.367	276.9
11	1:55.758	33.154	32.427	22.162	28.015	274.8	11	1:57.878	33.653	33.273	22.545	28.407	277.6
12	1:55.638	33.136	32.279	22.140	28.083	272.7	12	1:57.687	33.535	33.200	22.637	28.315	276.9
13	1:55.907	33.136	32.520	22.162	28.089	274.8	13	1:57.686	33.622	33.228	22.423	28.413	276.2
14	1:56.208	33.283	32.496	22.275	28.154	275.5	14	1:57.455	33.567	33.108	22.438	28.342	277.6
15	1:56.025	33.282	32.451	22.178	28.114	274.8	15	1:57.939	33.513	33.358	22.723	28.345	276.9
16	1:56.576	33.516	32.602	22.234	28.224	274.8	16	1:57.957	33.569	33.545	22.439	28.404	277.6
17 Dani MUÑOZ ESP FIFTY MOTORSPORT YAMAHA							8 Marco TAPIA ESP EASYPACE TEAM YAMAHA						
1	2:01.631	37.286	33.118	22.541	28.686	260.2	1	2:03.404	38.490	33.513	22.637	28.764	260.9
2	1:56.567	32.835	32.818	22.207	28.707	258.4	2	1:57.231	33.430	32.863	22.316	28.622	260.2
3	1:56.941	33.071	32.786	22.341	28.743	257.1	3	1:57.315	33.184	33.059	22.457	28.615	258.4
4	1:56.436	32.993	32.594	22.280	28.569	260.9	4	1:57.151	33.062	33.068	22.353	28.668	258.4
5	1:57.008	32.926	32.738	22.597	28.747	255.9	5	1:57.454	33.156	33.133	22.411	28.754	257.8
6	1:57.864	33.119	32.982	23.120	28.643	257.8	6	1:58.579	33.831	33.421	22.623	28.704	259.0
7	1:56.341	32.927	32.670	22.130	28.614	257.1	7	1:57.267	33.236	32.955	22.351	28.725	257.8
8	1:57.005	32.755	32.808	22.637	28.805	254.1	8	1:57.576	33.408	32.989	22.412	28.767	257.1
9	1:57.105	33.356	32.799	22.235	28.715	257.1	9	1:57.536	33.264	32.997	22.484	28.791	257.8
10	1:56.879	32.919	32.859	22.241	28.860	255.3	10	1:58.263	33.374	33.311	22.720	28.858	257.1
11	1:57.490	33.654	32.988	22.232	28.616	257.8	11	1:57.888	33.273	33.208	22.563	28.844	258.4
12	1:56.207	32.691	32.633	22.147	28.736	256.5	12	1:57.897	33.268	33.377	22.483	28.769	257.8
13	1:56.241	32.755	32.713	22.115	28.658	257.1	13	1:57.778	33.339	33.100	22.511	28.828	257.8
14	1:56.226	32.758	32.666	22.154	28.648	256.5	14	1:57.947	33.273	33.136	22.607	28.931	257.1
15	1:57.137	32.905	32.916	22.399	28.917	254.7	15	1:57.378	33.224	33.003	22.398	28.753	257.1
16	1:56.796	32.785	32.848	22.179	28.984	257.1	16	1:57.551	33.136	33.172	22.526	28.717	259.0



Moto2 ECh

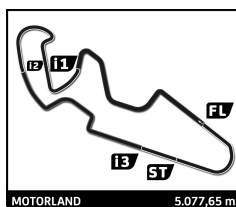
Finetwork FIM JuniorGP Motorland

Race 1

Sector Analysis

— Invalidated Lap ■ Personal Best ■ Session Best B Crossing the pit lane

Lap	Time	Sector 1	Sector 2	Sector 3	Sector 4	T.Sp	Lap	Time	Sector 1	Sector 2	Sector 3	Sector 4	T.Sp
12	Alex RUIZ					ESP	30	Pasquale ALFANO					ITA
	FAU55 TEY RACING					YAMAHA		CARDOSO RACING					YAMAHA
1	2:02.651	38.269	33.305	22.588	28.489	260.2	1	2:04.361	38.847	33.814	22.846	28.854	259.6
2	1:57.430	33.381	33.064	22.343	28.642	256.5	2	1:57.730	33.394	33.070	22.580	28.686	259.6
3	1:58.433	33.610	33.139	22.695	28.989	257.1	3	1:57.492	33.287	33.019	22.437	28.749	259.0
4	1:57.720	33.639	33.175	22.354	28.552	257.1	4	1:57.529	33.369	32.893	22.469	28.798	259.0
5	1:58.214	33.551	33.148	22.754	28.761	255.9	5	1:57.766	33.356	33.031	22.492	28.887	262.8
6	1:58.521	33.647	33.295	22.557	29.022	255.9	6	1:58.022	33.423	33.241	22.627	28.731	262.1
7	1:57.708	33.650	32.972	22.421	28.665	256.5	7	1:57.649	33.374	32.989	22.382	28.904	256.5
8	1:57.503	33.454	32.965	22.420	28.664	256.5	8	1:57.626	33.384	33.021	22.361	28.860	255.3
9	1:58.150	33.879	33.167	22.400	28.704	255.9	9	1:58.084	33.720	32.976	22.406	28.982	255.9
10	1:58.081	33.692	33.178	22.503	28.708	261.5	10	1:58.125	33.645	33.094	22.495	28.891	255.3
11	1:57.985	33.645	32.963	22.569	28.808	254.1	11	1:59.512	34.858	33.031	22.527	29.096	256.5
12	1:57.557	33.375	32.983	22.400	28.799	254.1	12	1:58.127	33.613	33.006	22.466	29.042	256.5
13	1:57.536	33.372	33.046	22.309	28.809	254.1	13	1:58.289	33.492	33.110	22.477	29.210	257.1
14	1:57.537	33.476	32.989	22.272	28.800	254.7	14	1:58.194	33.549	33.251	22.453	28.941	258.4
15	1:57.440	33.352	32.987	22.363	28.738	254.1	15	1:58.248	33.611	33.163	22.505	28.969	257.8
16	1:58.026	33.556	33.033	22.579	28.858	254.1	16	1:58.376	33.540	33.175	22.549	29.112	255.3
16	Jamie DAVIS					GBR	88	Nicolas CHRIS CZYBA					DEU
	FIFTY MOTORSPORT					KALEX		H43 TEAM NOBBY					YAMAHA
1	2:03.631	38.179	33.739	23.100	28.613	266.0	1	2:05.768	39.300	33.960	23.491	29.017	259.6
2	1:58.763	33.967	33.523	22.710	28.563	268.7	2	1:58.939	33.964	33.163	22.654	29.158	257.1
3	1:58.112	33.777	33.108	22.625	28.602	263.4	3	1:58.618	33.619	33.226	22.555	29.218	259.0
4	1:58.028	33.646	33.237	22.561	28.584	263.4	4	1:58.993	34.050	33.191	22.570	29.182	258.4
5	1:57.668	33.488	33.139	22.585	28.456	262.8	5	1:58.106	33.437	33.088	22.570	29.011	257.1
6	1:57.283	33.492	32.970	22.403	28.418	264.1	6	1:58.203	33.644	33.128	22.445	28.986	257.8
7	1:57.553	33.494	33.073	22.533	28.453	264.7	7	1:58.320	33.582	33.361	22.609	28.768	262.1
8	2:00.963	36.804	33.121	22.418	28.620	260.9	8	1:57.697	33.554	32.893	22.309	28.941	254.7
9	1:57.813	33.461	33.100	22.674	28.578	261.5	9	1:57.574	33.193	32.963	22.361	29.057	253.5
10	1:57.614	33.499	32.949	22.506	28.660	256.5	10	1:57.419	33.318	32.839	22.338	28.924	254.1
11	1:57.521	33.443	32.933	22.482	28.663	260.2	11	1:57.677	33.246	33.000	22.491	28.940	254.1
12	1:57.426	33.452	32.952	22.511	28.511	262.8	12	1:57.491	33.215	32.885	22.375	29.016	253.5
13	1:57.606	33.541	32.940	22.650	28.475	266.0	13	1:57.268	33.244	32.855	22.342	28.827	256.5
14	1:57.744	33.444	33.095	22.547	28.658	261.5	14	1:57.813	33.587	32.885	22.348	28.993	255.3
15	1:57.913	33.589	33.124	22.540	28.660	261.5	15	1:57.608	33.309	32.864	22.369	29.066	254.7
16	1:57.769	33.736	32.906	22.578	28.549	261.5	16	1:57.925	33.335	33.010	22.532	29.048	257.8
73	Dino IOZZO					ITA	90	Freddie HEINRICH					DEU
	IUM MOTORSPORTS					YAMAHA		FAU55 TEY RACING					YAMAHA
1	2:05.547	39.615	33.900	23.025	29.007	261.5	1	2:06.153	39.766	33.830	23.629	28.928	261.5
2	1:58.417	33.531	33.466	22.625	28.795	262.8	2	1:58.704	34.064	33.070	22.756	28.814	259.6
3	1:58.224	33.681	33.255	22.373	28.915	257.8	3	1:58.124	33.641	33.126	22.651	28.706	261.5
4	1:57.784	33.496	33.104	22.274	28.910	259.0	4	1:57.969	33.467	33.104	22.403	28.995	256.5
5	1:58.317	33.626	33.188	22.487	29.016	257.1	5	1:57.594	33.422	32.908	22.426	28.838	259.6
6	1:58.245	33.553	33.091	22.640	28.961	257.1	6	1:58.143	33.555	33.085	22.602	28.901	262.8
7	1:58.333	33.668	33.203	22.414	29.048	256.5	7	1:58.419	33.784	33.124	22.485	29.026	259.0
8	1:57.951	33.671	33.118	22.394	28.768	258.4	8	1:57.922	33.704	33.028	22.414	28.776	263.4
9	1:57.435	33.326	32.953	22.404	28.752	259.6	9	1:57.845	33.463	32.937	22.396	29.049	255.9
10	1:58.258	33.405	33.108	22.548	29.197	255.3	10	1:57.346	33.289	33.031	22.310	28.716	262.1
11	1:57.773	33.498	32.970	22.484	28.821	260.9	11	1:57.805	33.525	32.963	22.361	28.956	255.9
12	1:57.564	33.396	33.018	22.375	28.775	262.1	12	1:57.618	33.381	32.956	22.367	28.914	256.5
13	1:57.767	33.421	33.086	22.431	28.829	258.4	13	1:59.999	35.874	32.955	22.254	28.916	255.9
14	1:57.615	33.314	33.000	22.423	28.878	259.0	14	1:57.463	33.524	32.849	22.168	28.922	256.5
15	1:57.705	33.224	33.036	22.528	28.917	261.5	15	1:58.007	33.517	32.955	22.458	29.077	252.3
16	1:58.038	33.560	33.142	22.492	28.844	257.8	16	1:58.498	33.779	33.145	22.530	29.044	254.1



Moto2 ECh

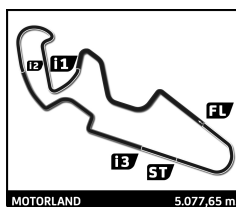
Finetwork FIM JuniorGP Motorland

Race 1

Sector Analysis

— Invalidated Lap ■ Personal Best ■ Session Best B Crossing the pit lane

Lap	Time	Sector 1	Sector 2	Sector 3	Sector 4	T.Sp	Lap	Time	Sector 1	Sector 2	Sector 3	Sector 4	T.Sp		
37	Corey TINKER						GBR	86	Kylian NESTOLA						ITA
EASYPACE TEAM							FAU55 TEY RACING							YAMAHA	
1	2:05.898	39.383	34.032	23.634	28.849	265.4	1	2:08.141	40.204	34.783	23.728	29.426	260.2		
2	1:59.269	34.125	33.205	23.075	28.864	264.1	2	1:59.723	34.173	33.597	23.006	28.947	259.0		
3	1:58.986	33.949	33.217	22.914	28.906	262.1	3	1:59.302	33.924	33.572	22.938	28.868	259.0		
4	1:59.412	34.291	33.147	23.090	28.884	264.1	4	1:59.513	33.795	33.636	23.030	29.052	255.9		
5	1:59.444	33.853	33.508	22.900	29.183	259.0	5	1:59.884	33.967	33.839	23.006	29.072	254.7		
6	1:59.260	33.777	33.476	22.756	29.251	258.4	6	1:59.810	33.940	33.753	23.000	29.117	255.3		
7	1:59.456	33.964	33.419	22.750	29.323	257.1	7	2:00.058	33.823	33.751	23.051	29.433	254.7		
8	1:59.336	34.061	33.302	22.762	29.211	257.1	8	2:00.118	34.025	33.637	23.223	29.233	252.3		
9	1:59.214	33.887	33.412	22.706	29.209	257.8	9	2:00.394	34.300	33.845	23.110	29.139	253.5		
10	1:59.010	33.753	33.303	22.832	29.122	259.0	10	1:59.896	33.870	33.719	23.036	29.271	252.9		
11	1:59.150	33.825	33.248	22.849	29.228	257.8	11	2:00.169	34.045	33.849	23.075	29.200	252.9		
12	1:59.044	33.784	33.432	22.669	29.159	257.8	12	2:00.135	33.961	33.797	23.112	29.265	253.5		
13	1:59.198	33.897	33.315	22.976	29.010	258.4	13	2:00.048	33.918	33.679	23.196	29.255	253.5		
14	1:59.635	34.191	33.523	22.790	29.131	257.8	14	2:00.183	34.243	33.697	23.090	29.153	251.7		
15	1:58.888	33.902	33.228	22.777	28.981	259.0	15	1:59.548	33.884	33.498	23.012	29.154	258.4		
16	1:59.470	33.821	33.577	22.791	29.281	256.5	16	1:59.598	33.829	33.622	22.896	29.251	253.5		
6	Jacopo HOSCIUC						ROU	33	Filip REHACEK						CZE
AVINTIA JUNIOR TEAM							CARDOSO RACING							YAMAHA	
1	2:06.451	39.975	33.910	23.520	29.046	256.5	1	2:08.026	40.418	34.550	23.477	29.581	258.4		
2	1:58.803	33.968	33.192	22.825	28.818	258.4	2	1:59.689	33.915	33.676	22.896	29.202	259.0		
3	1:58.205	33.579	33.089	22.665	28.872	257.8	3	1:59.415	33.716	33.520	22.879	29.300	257.8		
4	1:58.218	33.590	33.174	22.628	28.826	260.9	4	1:59.953	34.035	33.722	22.977	29.219	263.4		
5	1:58.176	33.430	33.213	22.564	28.969	253.5	5	1:59.870	33.785	33.961	23.003	29.121	261.5		
6	1:58.265	33.507	33.278	22.487	28.993	252.9	6	1:59.790	33.845	33.838	22.930	29.177	262.8		
7	1:58.652	33.638	33.406	22.497	29.111	251.7	7	1:59.626	33.779	33.720	22.962	29.165	257.1		
8	1:58.832	33.960	33.325	22.485	29.062	252.9	8	2:00.626	34.359	33.798	23.111	29.358	257.8		
9	1:59.290	33.869	33.526	22.639	29.256	251.7	9	2:00.462	34.065	34.055	23.007	29.335	262.1		
10	2:00.156	34.048	33.711	23.110	29.287	251.2	10	1:59.647	33.706	33.686	23.060	29.195	262.1		
11	1:59.784	34.083	33.523	22.757	29.421	254.1	11	2:00.311	34.116	34.028	22.989	29.178	259.6		
12	1:59.638	33.970	33.644	22.684	29.340	254.1	12	2:00.016	33.771	34.011	23.027	29.207	260.2		
13	1:59.903	33.862	33.635	22.767	29.639	249.4	13	2:00.148	33.964	33.750	23.072	29.362	262.1		
14	2:00.185	34.071	33.877	22.768	29.469	248.8	14	1:59.956	34.176	33.650	23.068	29.062	259.0		
15	2:00.109	34.132	33.873	22.716	29.388	248.3	15	1:59.716	34.122	33.441	22.909	29.244	262.1		
16	2:00.020	34.075	33.795	23.047	29.103	255.3	16	1:59.556	34.312	33.340	22.730	29.174	260.2		
56	Nicola GIANICO						ITA	19	Ryan VAN DE LAGEMAAT						NLD
YAMAHA PHILIPPINES STYLOBIKE RAC							QNIUM RACING							YAMAHA	
1	2:07.663	40.761	34.335	23.878	28.689	282.7	1	2:06.848	40.147	34.258	23.500	28.943	266.0		
2	1:58.828	33.988	33.479	23.065	28.296	280.5	2	1:58.883	33.791	33.442	22.695	28.955	266.7		
3	1:59.003	34.307	33.377	23.054	28.265	280.5	3	1:58.714	33.686	33.393	22.659	28.976	264.7		
4	1:59.219	34.385	33.722	22.749	28.363	280.5	4	1:59.040	33.806	33.254	22.931	29.049	262.1		
5	1:58.832	33.860	33.728	22.969	28.275	281.2	5	1:59.695	33.796	33.695	23.160	29.044	259.6		
6	1:59.505	34.343	33.638	22.964	28.560	281.2	6	1:59.322	33.963	33.599	22.627	29.133	260.2		
7	2:00.118	34.290	33.902	23.362	28.564	279.8	7	1:59.460	34.083	33.580	22.637	29.160	262.1		
8	1:59.532	34.291	33.831	22.860	28.550	280.5	8	1:59.909	34.095	33.873	22.839	29.102	259.6		
9	1:58.855	34.154	33.591	22.775	28.335	279.1	9	1:59.240	33.799	33.598	22.709	29.134	260.2		
10	1:59.329	34.177	33.743	22.913	28.496	280.5	10	1:59.149	33.731	33.490	22.787	29.141	260.9		
11	1:59.309	34.137	33.835	22.846	28.491	281.2	11	1:59.887	33.822	33.772	22.933	29.360	259.0		
12	1:58.854	34.011	33.693	22.821	28.329	278.4	12	2:00.381	34.290	33.902	22.920	29.269	259.0		
13	1:59.249	34.069	33.838	22.946	28.396	279.8	13	2:00.614	34.402	33.964	22.892	29.356	258.4		
14	1:58.701	33.950	33.565	22.824	28.362	280.5	14	2:04.509	35.580	35.313	23.471	30.145	251.7		
15	1:59.288	34.165	33.634	22.991	28.498	276.2	15	2:01.562	34.600	34.194	23.034	29.734	257.1		
16	1:58.685	33.887	33.628	22.650	28.520	282.0	16	2:01.848	34.503	33.975	23.046	30.324	254.1		



Moto2 ECh

Finetwork FIM JuniorGP Motorland

Race 1

Sector Analysis

— Invalidated Lap ■ Personal Best ■ Session Best **B** Crossing the pit lane

Lap	Time	Sector 1	Sector 2	Sector 3	Sector 4	T.Sp	Lap	Time	Sector 1	Sector 2	Sector 3	Sector 4	T.Sp
91	Mihail FLOROV					BGR							
	AVINTIA JUNIOR TEAM					YAMAHA							
1	2:04.936	39.168	33.759	22.778	29.231	255.9							
2	1:59.289	33.724	33.198	23.028	29.339	254.7							
3	1:58.864	33.625	33.314	22.614	29.311	252.3							
4	1:58.717	33.763	33.246	22.507	29.201	252.9							
5	1:58.244	33.555	33.176	22.510	29.003	257.8							
6	1:58.334	33.786	33.084	22.381	29.083	259.0							
7	1:58.783	33.725	33.239	22.539	29.280	255.9							
8	1:58.832	33.748	33.488	22.447	29.149	253.5							
9	1:59.051	33.938	33.236	22.641	29.236	257.8							
10	2:00.077	34.047	33.621	22.837	29.572	247.1							
11	1:59.567	33.834	33.521	22.532	29.680	247.7							
12	1:59.733	33.916	33.570	22.667	29.580	248.3							
13	2:00.619	34.258	33.525	23.271	29.565	250.0							
71	Miquel PONS					ESP							
	H43 TEAM NOBBY					BREVO TRIUMPH							
1	1:57.779	35.623	32.299	22.210	27.647	276.9							
2	1:55.201	33.519	32.047	21.921	27.714	274.1							
3	1:54.021	32.367	31.963	21.900	27.791	273.4							
4	1:54.648	32.554	32.149	21.878	28.067	272.0							
5	1:55.886	32.700	32.738	22.036	28.412	266.7							
6	1:56.451	33.042	32.845	22.073	28.491	265.4							
7	1:56.379	32.956	32.890	22.070	28.463	265.4							
8	1:56.800	33.044	32.955	22.199	28.602	265.4							
9	2:03.048 B	32.924	32.558	22.210	35.356	269.3							
10	7:21.178	5:56.871	33.140	22.390	28.777	264.7							
11	1:56.921	33.216	32.905	22.258	28.542	265.4							
12	2:03.876 B	34.439	32.610	22.370	34.457	266.7							