

Moto2 ECh

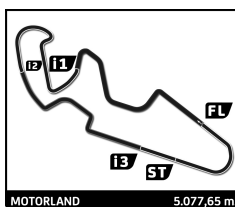
Finetwork FIM JuniorGP Motorland

Qualifying Practice 2

Sector Analysis

— Invalidated Lap ■ Personal Best ■ Session Best B Crossing the pit lane

Lap	Time	Sector 1	Sector 2	Sector 3	Sector 4	T.Spd	Lap	Time	Sector 1	Sector 2	Sector 3	Sector 4	T.Spd		
3	Lukas TULOVIC DEU							72	Yeray RUIZ ESP						
	LIQUI MOLY INTACT GP JUNIOR TEA KALEX TRIUMPH								FAU55 TEY RACING KALEX TRIUMPH						
1	3:21.426	1:59.682	32.414	21.825	27.505	278.4	1	3:30.390	2:07.192	32.888	22.332	27.978	281.2		
2	1:52.925	32.309	31.654	21.612	27.350	281.2	2	1:54.741	32.906	32.224	22.068	27.543	281.2		
3	1:52.292	32.039	31.462	21.508	27.283	281.2	3	1:54.292	32.595	32.286	21.928	27.483	282.7		
4	1:52.676	32.112	31.646	21.537	27.381	281.2	4	1:54.264	32.593	32.167	21.916	27.588	280.5		
5	1:52.776	32.070	31.848	21.574	27.284	281.2	5	2:04.762 B	32.585	32.256	24.634	35.287	276.2		
6	1:52.867	32.171	31.820	21.639	27.237	282.0	6	13:39.333	...	32.621	22.374	27.567	280.5		
7	2:00.575 B	32.698	32.354	22.476	33.047	282.7	7	1:54.078	32.591	31.910	22.069	27.508	281.2		
8	11:37.582	...	32.720	22.040	27.648	278.4	8	1:53.698	32.478	31.942	21.867	27.411	281.2		
9	1:53.400	32.319	31.949	21.712	27.420	279.8	9	2:02.611	32.478	36.373	26.027	27.733	284.2		
10	1:53.811	32.078	31.817	22.215	27.701	279.1	10	1:53.696	32.426	31.951	21.769	27.550	279.8		
11	1:53.227	32.234	31.823	21.716	27.454	280.5	11	2:02.697	38.368	33.415	22.964	27.950	279.1		
12	1:53.265	32.190	31.847	21.727	27.501	281.2	12	2:00.324	32.441	35.551	22.740	29.592	242.2		
13	1:59.215	32.181	35.324	22.222	29.488	282.0	13	2:08.720 B	32.671	35.279	22.674	38.096	274.1		
14	1:57.056	33.669	33.624	22.127	27.636	281.2									
15	1:54.251	32.404	32.385	21.892	27.570	279.1									
16	1:53.651	32.342	32.067	21.706	27.536	282.0									
18	Xavier CARDELÚS AND							71	Miquel PONS ESP						
	PROMORACING KALEX TRIUMPH								H43 TEAM NOBBY BREVO TRIUMPH						
1	3:22.206	2:00.062	32.428	22.047	27.669	278.4	1	2:01.977	36.417	34.333	22.417	28.810	271.4		
2	1:53.772	32.326	32.023	21.854	27.569	276.2	2	2:09.621 B	32.999	32.270	22.309	42.043	279.8		
3	1:53.100	32.086	31.776	21.690	27.548	276.2	3	6:41.819	5:19.298	32.481	22.141	27.899	274.1		
4	1:53.076	32.074	31.736	21.746	27.520	278.4	4	1:54.327	32.416	32.056	22.019	27.836	274.8		
5	1:53.331	32.102	31.770	21.887	27.572	277.6	5	2:06.027 B	37.048	32.463	22.568	33.948	274.1		
6	2:03.512 B	34.216	32.506	22.573	34.217	276.9	6	8:06.123	6:42.577	32.993	22.385	28.168	265.4		
7	8:07.575	6:39.891	33.583	23.189	30.912	264.7	7	1:54.103	32.520	31.931	21.908	27.744	274.8		
8	1:53.646	32.238	31.879	21.908	27.621	285.7	8	1:58.706	32.486	35.175	23.139	27.906	274.8		
9	1:56.874	32.511	33.753	22.658	27.952	274.8	9	1:54.289	32.500	32.042	21.889	27.858	275.5		
10	1:52.919	32.086	31.724	21.615	27.494	277.6	10	2:05.662 B	32.589	32.277	26.460	34.336	272.0		
11	1:53.000	32.036	31.835	21.637	27.492	276.9	11	5:51.621	4:26.080	34.788	22.434	28.319	272.7		
12	2:05.044 B	32.042	31.868	21.767	39.367	214.3	12	1:59.972	33.124	34.034	24.468	28.346	273.4		
13	5:06.781	3:37.670	35.036	22.133	31.942	240.0	13	2:00.772	32.476	33.127	26.794	28.375	272.0		
14	1:54.215	32.403	32.543	21.706	27.563	276.2									
15	1:59.851	37.997	32.347	21.913	27.594	276.2									
16	1:53.751	32.260	32.260	21.642	27.589	279.8									
81	Senna AGIUS AUS							31	Roberto GARCÍA ESP						
	PROMORACING KALEX TRIUMPH								CARDOSO RACING KALEX TRIUMPH						
1	3:28.703	2:04.806	33.256	22.201	28.440	259.6	1	3:24.805	2:00.612	33.603	22.413	28.177	272.7		
2	1:54.199	32.560	32.234	21.964	27.441	279.8	2	1:55.106	32.801	32.317	22.048	27.940	274.8		
3	1:55.429	32.541	32.114	22.058	28.716	268.7	3	1:54.742	32.716	32.266	21.922	27.838	275.5		
4	1:53.590	32.176	32.028	21.831	27.555	279.1	4	1:54.288	32.526	32.164	21.718	27.880	277.6		
5	2:05.962 B	32.213	32.013	26.675	35.061	276.2	5	2:04.277 B	32.693	32.221	21.913	37.450	274.1		
6	9:48.459	8:19.900	35.924	23.334	29.301	230.8	6	7:27.299	6:03.142	33.464	22.503	28.190	270.7		
7	1:53.659	32.313	31.902	21.849	27.595	282.7	7	1:54.975	32.497	32.438	21.967	28.073	272.7		
8	1:53.266	32.210	31.812	21.746	27.498	279.1	8	1:54.791	32.630	32.360	21.847	27.954	275.5		
9	2:05.363	38.363	34.875	23.665	28.460	276.2	9	2:03.941 B	33.645	33.281	22.383	34.632	272.7		
10	1:53.361	32.229	31.922	21.754	27.456	279.8	10	6:32.000	5:08.876	33.153	22.087	27.884	274.1		
11	1:54.847	32.145	32.350	22.699	27.653	278.4	11	1:54.188	32.433	32.289	21.607	27.859	275.5		
12	1:53.769	32.151	31.968	21.849	27.801	278.4	12	1:54.365	32.540	32.098	21.928	27.799	274.8		
13	2:02.018	39.023	32.738	22.244	28.013	276.9	13	1:56.242	32.487	33.644	22.085	28.026	275.5		
14	2:05.106 B	32.519	35.635	22.253	34.699	277.6	14	1:54.871	32.487	32.511	22.053	27.820	276.2		
15	4:23.500	2:58.856	33.960	22.458	28.226	276.2	15	1:54.684	32.365	32.223	22.065	28.031	274.1		
10	Tommaso MARCON ITA							10	Tommaso MARCON ITA						
	MMR KALEX TRIUMPH								MMR KALEX TRIUMPH						
1	1:59.605	35.528	33.692	22.522	27.863	274.8	1	1:59.605	35.528	33.692	22.522	27.863	274.8		
2	1:57.142	33.232	32.405	22.387	29.118	276.2	2	1:57.142	33.232	32.405	22.387	29.118	276.2		
3	1:55.010	32.949	32.189	22.025	27.847	276.9	3	1:55.010	32.949	32.189	22.025	27.847	276.9		
4	1:57.380	32.786	32.767	22.510	29.317	272.7	4	1:57.380	32.786	32.767	22.510	29.317	272.7		



Moto2 ECh

Finetwork FIM JuniorGP Motorland

Qualifying Practice 2

Sector Analysis

Lap	Time	Sector 1	Sector 2	Sector 3	Sector 4	T.Sp	Lap	Time	Sector 1	Sector 2	Sector 3	Sector 4	T.Sp
5	1:54.810	32.745	32.205	21.992	27.868	279.1	5	2:03.190 B	33.842	32.251	22.043	35.054	276.9
6	2:05.267 B	32.626	33.320	24.475	34.846	269.3	6	11:49.428	...	34.917	22.682	27.946	276.2
7	5:53.841	4:30.161	33.303	22.485	27.892	273.4	7	1:55.175	32.649	32.543	22.069	27.914	276.9
8	1:55.247	32.987	32.490	22.040	27.730	275.5	8	1:56.929	33.212	32.712	22.995	28.010	279.1
9	1:54.686	32.675	32.316	22.000	27.695	276.9	9	1:55.149	32.645	32.504	22.080	27.920	277.6
10	1:54.309	32.598	32.199	21.950	27.562	278.4	10	1:59.041	32.584	32.699	25.883	27.875	279.1
11	2:01.587	38.096	33.021	22.589	27.881	276.2	11	1:54.885	32.612	32.306	21.955	28.012	276.2
12	1:54.673	32.655	32.216	21.984	27.818	276.2	12	2:00.733	37.765	32.635	22.301	28.032	278.4
13	2:26.076 B	48.311	35.021	28.047	34.697	266.7	13	1:58.538	32.531	34.858	22.977	28.172	280.5
14	12:05.986	...	38.120	23.237	29.040	270.7	14	2:03.223	32.673	33.042	28.749	28.759	277.6
15							15	1:56.125	32.685	32.733	22.256	28.451	274.8

77 **Mattia VOLPI** ITA
AGR TEAM KALEX TRIUMPH

1	2:47.262	1:22.575	33.730	22.825	28.132	276.2
2	1:56.071	33.229	32.637	22.389	27.816	281.2
3	1:55.901	32.996	32.591	22.407	27.907	279.8
4	1:57.766	33.090	34.563	22.364	27.749	280.5
5	1:55.441	32.842	32.299	22.380	27.920	281.2
6	1:58.829	35.239	33.458	22.282	27.850	279.1
7	2:10.303 B	33.086	33.011	28.743	35.463	275.5
8	8:47.447	7:24.628	32.797	22.323	27.699	279.1
9	1:54.943	32.816	32.293	22.325	27.509	282.7
10	2:00.260	35.170	33.749	23.620	27.721	280.5
11	2:00.889	32.779	37.523	22.781	27.806	279.8
12	1:54.532	32.733	32.111	22.157	27.531	282.7
13	1:54.842	32.611	32.117	22.447	27.667	283.5
14	1:54.935	32.619	32.308	22.318	27.690	278.4
15	1:55.991	32.607	32.949	22.633	27.802	282.0
16	1:54.988	32.812	32.310	22.079	27.787	277.6
17	1:55.253	32.792	32.417	22.198	27.846	279.1

13 **Mattia RATO** ITA
MMR KALEX TRIUMPH

1	1:59.057	34.959	33.528	22.572	27.998	274.1
2	1:55.960	33.385	32.464	22.309	27.802	279.8
3	1:55.231	32.835	32.316	22.278	27.802	275.5
4	2:28.580 B	35.919	32.346	22.126	58.189	279.1
5	4:24.403	2:59.464	33.794	22.908	28.237	272.0
6	2:03.122 B	33.943	32.699	22.382	34.098	274.1
7	6:43.053	5:15.097	37.226	22.605	28.125	272.7
8	1:55.343	32.978	32.420	22.115	27.830	275.5
9	1:55.095	32.787	32.347	22.155	27.806	279.8
10	2:05.970	38.897	36.971	22.434	27.668	278.4
11	1:54.775	32.774	32.271	21.992	27.738	278.4
12	1:54.984	32.882	32.312	22.109	27.681	282.0
13	2:09.300 B	39.170	33.087	22.551	34.492	278.4
14	2:21.162	53.757	36.471	22.923	28.011	276.2
15	1:58.309	33.207	33.762	22.757	28.583	267.3
16	1:56.234	32.905	32.841	22.540	27.948	276.2
17	1:56.016	32.949	32.678	22.410	27.979	276.9

55 **Alex TOLEDO** ESP
PERTAMINA MANDALIKA SAG EUVIC KALEX TRIUMPH

1	3:22.777	1:59.240	33.206	22.363	27.968	277.6
2	1:55.138	32.622	32.303	22.073	28.140	276.9
3	1:55.212	32.694	32.332	22.093	28.093	274.8
4	1:55.220	32.649	32.359	22.084	28.128	275.5

98 **David SANCHÍS** ESP
MVAGUSTA FORWARD JUNIOR TEAM MVAGUSTA

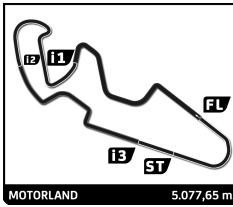
1	2:00.155	36.274	33.302	22.517	28.062	271.4
2	1:55.822	33.058	32.493	22.166	28.105	275.5
3	1:55.045	32.705	32.269	22.078	27.993	272.0
4	2:02.327 B	32.971	32.579	22.372	34.405	264.1
5	6:36.391	5:12.460	33.251	22.327	28.353	269.3
6	1:55.422	32.762	32.517	22.109	28.034	269.3
7	1:55.222	32.697	32.446	21.997	28.082	270.0
8	2:04.575 B	33.975	33.537	22.775	34.288	266.0
9	10:24.361	8:57.808	34.168	22.959	29.426	244.9
10	1:55.173	32.675	32.395	22.075	28.028	274.1
11	1:55.809	32.964	32.695	22.059	28.091	270.7
12	1:57.674	32.666	33.660	23.107	28.241	271.4
13	1:55.353	32.590	32.596	21.922	28.245	270.7
14	1:55.616	32.808	32.510	21.977	28.321	272.0

35 **Sam WILFORD** GBR
AGR TEAM KALEX TRIUMPH

1	2:48.097	1:24.081	33.224	22.701	28.091	274.1
2	1:55.515	32.914	32.479	22.221	27.901	276.2
3	1:57.153	32.845	32.749	23.619	27.940	275.5
4	1:55.237	32.801	32.389	22.214	27.833	275.5
5	2:07.900 B	35.346	34.328	23.187	35.039	275.5
6	10:54.968 B	9:24.570	33.118	22.912	34.368	275.5
7	7:06.122	5:41.715	33.973	22.455	27.979	277.6
8	1:55.323	32.875	32.227	22.302	27.919	279.1
9	1:55.244	32.848	32.283	22.300	27.813	276.9
10	2:01.809	38.123	33.135	22.562	27.989	276.2
11	2:04.434	34.079	38.381	23.856	28.118	279.8
12	1:56.195	32.935	32.925	22.514	27.821	276.9
13	1:55.942	32.893	32.822	22.304	27.923	275.5

74 **Piotr BIESIEKIRSKI** POL
PERTAMINA MANDALIKA SAG EUVIC I KALEX TRIUMPH

1	1:57.300	32.916	33.472	22.505	28.407	271.4
2	1:56.769	33.438	32.788	22.331	28.212	274.1
3	1:56.449	33.111	32.702	22.364	28.272	272.7
4	1:56.519	33.078	32.681	22.524	28.236	274.1
5	1:56.906	33.815	32.512	22.354	28.225	274.1
6	1:56.139	32.912	32.604	22.458	28.165	272.7
7	1:56.083	32.997	32.613	22.304	28.169	273.4
8	1:56.087	32.947	32.589	22.440	28.111	273.4
9	1:55.835	32.881	32.613	22.386	27.955	274.8
10	1:55.488	32.832	32.537	22.203	27.916	276.2



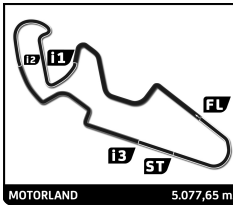
Moto2 ECh

Finetwork FIM JuniorGP Motorland

Qualifying Practice 2

Sector Analysis

_ Invalidated Lap							■ Personal Best	■ Session Best	B Crossing the pit lane						
Lap	Time	Sector 1	Sector 2	Sector 3	Sector 4	T.Sp	Lap	Time	Sector 1	Sector 2	Sector 3	Sector 4	T.Sp		
11	1:55.866	32.928	32.564	22.330	28.044	276.2	13	2:01.522	33.644	37.218	22.617	28.043	280.5		
12	1:55.746	33.021	32.556	22.254	27.915	276.9	14	1:57.378	33.062	33.144	23.179	27.993	276.2		
13	2:12.689 B	37.209	33.807	23.349	38.324	234.8	15	1:55.712	33.180	32.723	22.014	27.795	276.9		
14	6:22.697 B	4:50.300	32.978	22.504	36.915	227.4	17 Dani MUÑOZ ESP								
15	2:15.353	52.219	32.787	22.228	28.119	275.5	FIFTY MOTORSPORT YAMAHA								
16	1:56.637	32.957	33.260	22.362	28.058	274.8	1	3:20.898	1:56.405	33.055	22.442	28.996	255.3		
17	1:56.117	33.048	32.862	22.249	27.958	275.5	2	2:01.099	33.085	32.705	22.307	33.002	259.0		
18	1:56.079	32.890	32.814	22.236	28.139	275.5	3	1:57.540	33.688	32.782	22.243	28.827	259.6		
19	1:55.989	32.973	32.669	22.264	28.083	276.2	4	1:56.519	32.827	32.770	22.200	28.722	259.0		
23 Eduardo MONTERO ESP							5	1:56.397	32.897	32.768	22.133	28.599	260.2		
MOONPHARM KIEFER RACING KTM TRIUMPH							6	1:56.713	32.795	32.674	22.326	28.918	255.9		
1	2:05.074	34.353	38.185	23.511	29.025	276.9	7	2:04.692 B	33.647	33.461	22.889	34.695	255.3		
2	1:57.673	33.801	33.124	22.511	28.237	276.2	8	10:24.602	8:58.910	33.297	23.602	28.793	255.9		
3	1:55.808	33.157	32.479	22.021	28.151	274.8	9	2:04.411	40.196	33.290	22.277	28.648	257.8		
4	1:55.646	32.887	32.519	22.132	28.108	276.9	10	1:56.123	32.766	32.609	22.212	28.536	259.0		
5	1:55.867	33.108	32.568	22.093	28.098	274.1	11	1:55.729	32.665	32.628	22.058	28.378	266.7		
6	2:07.908 B	34.714	33.693	23.109	36.392	274.8	12	1:57.315	33.137	33.267	22.191	28.720	257.8		
7	15:15.696	...	39.688	23.491	35.198	272.7	13	1:55.995	32.641	32.633	22.167	28.554	258.4		
8	2:03.175	37.626	34.583	22.613	28.353	278.4	14	2:00.490	32.669	33.256	25.759	28.806	257.8		
9	1:57.551	33.394	32.843	23.250	28.064	278.4	15	1:56.364	32.719	32.832	22.169	28.644	257.1		
10	1:56.448	32.969	32.833	22.759	27.887	276.2	16	1:56.224	32.709	32.643	22.233	28.639	257.8		
11	1:57.165	32.846	33.802	22.336	28.181	274.1	16 Jamie DAVIS GBR								
12	1:57.339	33.124	33.732	22.259	28.224	274.8	FIFTY MOTORSPORT KALEX								
13	1:56.399	33.317	32.822	22.212	28.048	275.5	1	2:12.181	46.000	33.938	23.476	28.767	260.9		
14	1:55.549	33.024	32.552	22.006	27.967	276.9	2	1:59.108	34.097	33.452	22.852	28.707	262.8		
38 Juan RODRIGUEZ ESP							3	1:58.435	33.884	33.183	22.616	28.752	262.8		
CUNA CAMPEONES YAMAHA							4	1:57.570	33.418	32.999	22.498	28.655	264.7		
1	2:06.343	38.457	35.306	23.516	29.064	254.7	5	2:18.841	34.439	41.125	34.340	28.937	257.8		
2	1:58.079	33.462	33.299	22.735	28.583	262.1	6	1:57.922	33.458	33.126	22.621	28.717	260.9		
3	1:57.412	33.587	32.851	22.239	28.735	258.4	7	1:57.203	33.257	32.906	22.484	28.556	261.5		
4	1:56.360	33.016	32.668	22.026	28.650	259.0	8	1:56.935	33.276	32.869	22.306	28.484	260.2		
5	2:04.026 B	33.208	33.253	22.146	35.419	257.1	9	1:57.034	33.343	32.877	22.421	28.393	260.9		
6	7:21.165	5:55.867	33.957	22.605	28.736	255.9	10	1:56.758	33.255	32.776	22.337	28.390	261.5		
7	1:55.691	32.800	32.398	21.880	28.613	256.5	11	2:13.638 B	41.650	33.705	22.897	35.386	255.3		
8	1:55.576	32.744	32.489	21.870	28.473	259.0	12	7:05.442	5:41.037	33.178	22.491	28.736	260.2		
9	1:55.700	32.782	32.508	21.952	28.458	262.8	13	1:57.215	33.333	32.964	22.386	28.532	262.1		
10	2:08.191 B	35.847	33.292	23.172	35.880	247.1	14	1:56.780	33.276	32.678	22.323	28.503	262.1		
11	12:11.195	...	36.269	23.118	31.924	241.1	15	1:56.896	33.045	32.948	22.383	28.520	260.9		
12	1:56.048	32.897	32.719	21.918	28.514	259.0	16	1:58.138	33.244	33.999	22.430	28.465	260.2		
13	1:55.905	32.842	32.521	22.079	28.463	263.4	17	1:58.493	33.178	34.213	22.511	28.591	261.5		
32 Kyle PAZ PHL							18	1:57.326	33.361	33.204	22.438	28.323	265.4		
YAMAHA PHILIPPINES STYLOBIKE RAC KALEX TRIUMPH							8 Marco TAPIA ESP								
1	2:15.699	50.131	33.708	23.254	28.606	280.5	EASYPACE TEAM YAMAHA								
2	1:58.738	35.246	32.888	22.524	28.080	282.0	1	2:12.897	45.720	34.429	23.881	28.867	258.4		
3	1:56.019	33.229	32.661	22.168	27.961	279.8	2	1:58.722	33.620	33.339	22.953	28.810	261.5		
4	1:55.606	33.049	32.642	22.108	27.807	279.8	3	1:57.800	33.377	33.115	22.594	28.714	259.0		
5	2:07.045	34.169	42.130	22.529	28.217	276.9	4	1:57.023	33.109	32.968	22.343	28.603	261.5		
6	1:55.908	33.239	32.566	22.188	27.915	279.1	5	2:16.481 B	40.570	33.989	23.233	38.689	250.0		
7	2:03.208	38.818	34.186	22.241	27.963	277.6	6	18:50.067	...	35.242	33.271	29.760	254.1		
8	1:55.977	33.012	32.576	22.087	28.302	278.4	7	1:59.395	34.095	33.958	22.659	28.683	257.8		
9	2:08.862 B	38.264	33.538	22.536	34.524	274.1	8	1:56.944	33.160	32.885	22.266	28.633	261.5		
10	12:31.049	...	49.109	25.156	28.376	274.8	9	1:59.995	33.458	35.221	22.635	28.681	258.4		
11	1:55.755	33.228	32.669	22.120	27.738	277.6	10	1:57.837	33.078	33.723	22.360	28.676	258.4		
12	1:56.562	33.519	32.919	22.099	28.025	270.0	11	1:57.487	33.146	33.127	22.447	28.767	257.1		



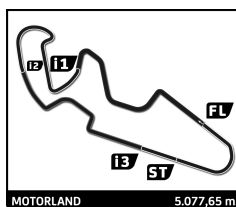
Moto2 ECh

Finetwork FIM JuniorGP Motorland

Qualifying Practice 2

Sector Analysis

_ Invalidated Lap							■ Personal Best	■ Session Best	B Crossing the pit lane						
Lap	Time	Sector 1	Sector 2	Sector 3	Sector 4	T.Sp	Lap	Time	Sector 1	Sector 2	Sector 3	Sector 4	T.Sp		
11	1:58.702	33.549	33.525	22.675	28.953	260.2	12	2:03.734	34.124	36.274	23.336	30.000	248.8		
12	1:58.342	33.588	33.444	22.666	28.644	259.0	13	1:59.770	33.737	33.960	22.875	29.198	254.7		
13	1:58.983	33.183	33.485	23.221	29.094	259.6	14	2:00.340	34.258	33.738	22.907	29.437	252.3		
14	2:01.515	33.808	35.823	22.741	29.143	255.3	33 Filip REHACEK CZE CARDOSO RACING YAMAHA								
15	1:58.698	33.409	33.598	22.539	29.152	252.9	1	2:14.856	46.318	35.689	23.372	29.477	259.6		
16	2:05.277	39.615	33.885	22.625	29.152	254.7	2	2:00.614	34.485	33.795	23.074	29.260	261.5		
91 Mihail FLOROV GBR AVINTIA JUNIOR TEAM YAMAHA							3	2:00.143	33.957	33.716	22.947	29.523	258.4		
1	2:11.891	44.270	34.868	23.016	29.737	248.3	4	2:03.419	35.038	34.587	24.054	29.740	257.1		
2	2:00.129	34.143	33.529	22.679	29.778	250.0	5	2:19.255 B	34.226	43.238	24.857	36.934	251.7		
3	1:59.102	33.634	33.443	22.579	29.446	252.9	6	7:09.358	5:41.593	34.760	23.464	29.541	255.9		
4	1:59.274	33.849	33.425	22.635	29.365	254.7	7	1:59.417	33.843	33.672	22.785	29.117	257.1		
5	1:58.607	33.528	33.126	22.608	29.345	254.1	8	1:59.389	33.794	33.512	22.877	29.206	258.4		
6	2:05.443 B	33.680	33.346	22.729	35.688	251.7	9	1:59.283	33.833	33.358	22.813	29.279	256.5		
7	9:11.287	7:44.662	34.092	22.959	29.574	248.8	10	2:18.290 B	42.256	35.074	23.871	37.089	253.5		
8	1:59.090	33.690	33.292	22.562	29.546	249.4	11	5:29.798	3:59.479	37.630	23.267	29.422	258.4		
9	1:58.542	33.504	33.146	22.550	29.342	251.2	12	1:58.850	33.820	33.423	22.653	28.954	260.9		
10	2:13.717	33.695	33.341	36.691	29.990	250.0	13	2:01.395	34.536	34.044	23.235	29.580	257.1		
11	1:59.199	33.768	33.229	22.684	29.518	251.7	14	2:02.200	33.872	35.086	23.733	29.509	257.1		
12	1:58.977	33.774	33.283	22.595	29.325	254.1	15	2:00.360	33.853	33.947	23.163	29.397	257.8		
13	2:05.269 B	33.760	33.356	22.618	35.535	251.7	16	2:03.702	34.853	35.147	23.694	30.008	255.3		
14	3:10.611	1:40.628	36.920	23.250	29.813	248.8	19 Ryan VAN DE LAGEMAAT NLD QNIUM RACING YAMAHA								
15	2:06.322	34.216	38.893	23.296	29.917	247.7	1	2:05.049	35.914	35.382	23.624	30.129	255.9		
16	2:00.756	34.143	34.105	22.829	29.679	248.8	2	2:01.546	34.590	34.123	23.433	29.400	260.2		
37 Corey TINKER GBR EASYRACE TEAM YAMAHA							3	1:59.645	34.077	33.510	22.857	29.201	260.2		
1	2:04.877	36.084	35.401	23.632	29.760	256.5	4	1:59.047	33.858	33.349	22.731	29.109	260.2		
2	2:01.832	34.537	34.061	23.569	29.665	259.0	5	2:03.208	36.818	33.981	23.254	29.155	264.7		
3	1:59.711	34.161	33.466	22.907	29.177	262.8	6	1:58.975	33.909	33.284	22.737	29.045	264.1		
4	1:59.096	33.882	33.467	22.740	29.007	262.1	7	2:16.787 B	39.243	35.661	23.076	38.807	257.8		
5	2:01.274	34.977	33.746	23.147	29.404	261.5	8	16:32.619	...	36.326	23.899	32.507	234.8		
6	2:00.225	34.049	33.714	23.369	29.093	260.9	9	2:11.888	36.546	40.293	24.582	30.467	248.8		
7	2:07.535 B	33.895	34.415	23.465	35.760	256.5	10	2:01.463	34.185	34.776	23.285	29.217	262.1		
8	11:29.261	...	34.480	23.243	29.340	259.6	11	2:00.204	33.696	34.524	22.744	29.240	259.6		
9	2:00.253	34.365	34.025	22.615	29.248	257.8	12	2:00.329	33.809	34.028	22.844	29.648	246.0		
10	1:58.617	33.514	33.128	22.844	29.131	260.2	13	1:59.861	33.922	33.806	22.821	29.312	258.4		
11	1:59.308	33.851	33.401	22.864	29.192	258.4	86 Kylian NESTOLA ITA FAU55 TEY RACING YAMAHA								
12	2:11.769 B	36.884	34.518	23.499	36.868	247.7	1	2:05.433	37.244	34.808	24.092	29.289	257.8		
13	3:50.528	2:22.387	35.332	23.242	29.567	254.7	2	2:01.393	34.977	33.808	23.215	29.393	262.1		
14	2:00.911	34.074	34.021	23.334	29.482	254.7	3	1:59.688	34.275	33.650	22.841	28.922	260.2		
15	2:00.649	34.386	33.926	22.981	29.356	257.8	4	1:59.153	34.143	33.494	22.726	28.790	260.9		
6 Jacopo HOSCIUC ROU AVINTIA JUNIOR TEAM YAMAHA							5	2:00.283	34.039	33.730	23.154	29.360	252.9		
1	2:15.148	46.871	35.612	23.264	29.401	255.9	6	2:19.220 B	34.049	34.016	32.164	38.991	249.4		
2	2:00.557	35.004	33.614	22.835	29.104	258.4	7	12:52.703	...	33.884	23.177	29.019	259.6		
3	2:00.000	33.955	33.572	23.056	29.417	257.8	8	1:59.050	33.633	33.603	22.895	28.919	257.8		
4	2:11.031 B	35.438	34.575	24.026	36.992	251.7	9	1:59.675	33.810	33.728	23.076	29.061	257.1		
5	14:43.384	...	35.182	22.955	30.028	243.8	10	1:59.551	33.828	33.587	23.179	28.957	259.0		
6	2:02.860	35.209	34.040	22.932	30.679	232.3	11	1:59.395	33.855	33.602	23.013	28.925	256.5		
7	1:58.842	33.655	33.293	22.733	29.161	254.7	12	1:59.932	33.922	33.722	23.136	29.152	256.5		
8	1:59.423	33.973	33.459	22.720	29.271	252.3	13	2:02.886	33.841	35.883	23.636	29.526	254.7		
9	2:01.446	34.518	34.267	23.360	29.301	256.5	14	2:02.143	34.180	34.919	23.791	29.253	255.9		
10	1:58.703	33.709	33.455	22.633	28.906	252.9	15	2:01.457	34.321	34.532	23.446	29.158	258.4		
11	1:58.946	33.665	33.307	22.993	28.981	260.2									



Moto2 ECh

Finetwork FIM JuniorGP Motorland

Qualifying Practice 2

Sector Analysis

— Invalidated Lap ■ Personal Best ■ Session Best B Crossing the pit lane

Lap	Time	Sector 1	Sector 2	Sector 3	Sector 4	T.Spd	Lap	Time	Sector 1	Sector 2	Sector 3	Sector 4	T.Spd
9	Charles AUBRIE						FRA						
	JEG RACING						KALEX TRIUMPH						
1	2:04.485	36.383	35.293	23.900	28.900	274.8							
2	1:59.662	34.847	33.520	22.845	28.450	277.6							
3	2:00.044	34.669	33.779	23.048	28.548	275.5							
4	1:59.355	34.253	33.551	22.848	28.703	274.8							
5	2:02.651	37.913	33.385	22.855	28.498	274.8							
6	1:59.918	34.231	33.779	23.125	28.783	274.1							
7	1:59.234	34.298	33.378	22.722	28.836	274.8							
8	1:59.093	34.128	33.467	22.828	28.670	275.5							
9	2:07.959 B	35.108	33.817	23.078	35.956	272.0							
10	13:02.507	...	35.675	23.577	28.857	274.8							
11	2:11.022	34.406	33.624	22.762	40.230	277.6							
12	2:00.040	34.317	33.700	22.936	29.087	274.1							
13	2:05.417	37.539	34.972	23.669	29.237	270.0							
14	2:00.772	34.307	34.799	22.822	28.844	272.0							
15	2:00.766	34.524	34.067	23.274	28.901	272.7							
7	Zech DZEGEDE						USA						
	EASYRACE TEAM						YAMAHA						
1	2:14.516	43.975	35.671	24.891	29.979	252.9							
2	2:05.442	36.845	35.036	23.753	29.808	255.9							
3	2:39.606 B	35.955	34.877	48.272	40.502	247.7							
4	12:50.030	...	35.421	24.041	30.397	251.2							
5	2:07.613	38.809	35.153	23.666	29.985	252.9							
6	2:04.102	35.683	34.804	23.609	30.006	251.2							
7	2:03.729	35.667	34.507	23.637	29.918	252.9							
8	2:03.855	35.584	34.664	23.459	30.148	251.7							
9	2:03.627	35.459	34.447	23.652	30.069	251.7							
10	2:03.759	35.826	34.461	23.522	29.950	251.7							
11	2:03.481	35.585	34.441	23.513	29.942	251.2							
12	2:08.544	35.678	38.327	24.331	30.208	251.7							
13	2:04.960	35.570	35.333	24.086	29.971	251.7							
14	2:25.283 B	46.953	37.762	24.054	36.514	252.3							
70	Miguel SANTIAGO DUARTE						PRT						
	MS RACING JUNIOR						YAMAHA						
1	10:51.766 B	8:52.213	47.610	27.049	44.894	204.9							
2	3:37.981	1:40.024	53.314	31.262	33.381	253.5							
3	2:19.456	39.256	39.513	27.166	33.521	248.3							
4	2:50.583 B	48.901	41.168	28.472	52.042	167.2							