

# Moto2 ECh

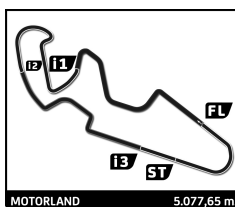
## Finetwork FIM JuniorGP Motorland

### Free Practice 2

### Sector Analysis

— Invalidated Lap   ■ Personal Best   ■ Session Best   B Crossing the pit lane

Lap	Time	Sector 1	Sector 2	Sector 3	Sector 4	T.Sp	Lap	Time	Sector 1	Sector 2	Sector 3	Sector 4	T.Sp
<b>3</b> <b>Lukas TULOVIĆ</b> DEU LIQUI MOLY INTACT GP JUNIOR TEA / KALEX TRIUMPH							<b>31</b> <b>Roberto GARCÍA</b> ESP CARDOSO RACING / KALEX TRIUMPH						
1	3:33.194	2:09.741	33.249	22.273	27.931	273.4	1	3:03.876	1:40.402	33.065	22.080	28.329	267.3
2	1:54.397	32.640	32.197	21.967	27.593	276.2	2	1:55.483	33.056	32.439	21.904	28.084	270.0
3	1:53.933	32.445	31.956	21.947	27.585	275.5	3	1:54.800	32.550	32.355	21.984	27.911	273.4
4	1:54.066	32.407	32.024	21.918	27.717	274.8	4	1:55.327	33.166	<b>32.226</b>	21.908	28.027	271.4
5	1:53.743	32.352	32.028	21.735	27.628	275.5	5	2:04.093 <b>B</b>	32.677	32.422	22.442	36.552	274.1
6	1:53.793	32.332	32.059	21.856	27.546	276.2	6	10:50.203	9:26.572	33.276	22.114	28.241	268.7
7	2:03.487 <b>B</b>	32.813	32.613	22.621	35.440	268.0	7	1:55.086	32.806	32.322	21.932	28.026	269.3
8	8:58.388	7:35.239	33.066	22.213	27.870	274.1	8	1:55.134	32.729	32.264	22.050	28.091	269.3
9	1:53.896	32.313	32.071	21.881	27.631	274.1	9	1:54.675	32.577	32.271	21.832	27.995	269.3
10	<b>1:53.529</b>	<b>32.230</b>	<b>31.850</b>	<b>21.527</b>	27.922	275.5	10	2:03.230 <b>B</b>	32.742	32.656	21.828	36.004	270.0
11	1:53.736	32.294	31.934	21.799	27.709	277.6	11	4:58.699	3:35.248	33.472	22.020	27.959	270.7
12	1:55.556	34.104	31.989	21.810	27.653	277.6	12	1:54.897	32.594	32.443	21.957	27.903	271.4
13	1:54.337	32.424	32.385	21.803	27.725	276.9	13	<b>1:54.401</b>	<b>32.435</b>	32.368	<b>21.814</b>	<b>27.784</b>	272.0
14	1:54.041	32.594	32.118	21.805	<b>27.524</b>	275.5	14	1:56.709	33.143	33.187	22.168	28.211	270.0
15	1:54.136	32.378	31.938	22.159	27.661	274.8							
16	1:53.556	32.245	31.960	21.773	27.578	276.2							
17	1:53.851	32.332	32.012	21.944	27.563	274.8							
<b>81</b> <b>Senna AGIUS</b> AUS PROMORACING / KALEX TRIUMPH							<b>71</b> <b>Miquel PONS</b> ESP H43 TEAM NOBBY / BREVO TRIUMPH						
1	1:58.211	34.201	33.524	22.446	28.040	271.4	1	2:07.863 <b>B</b>	34.596	34.449	23.745	35.073	268.7
2	1:55.702	33.170	32.678	22.067	27.787	274.1	2	20:45.193	...	33.274	22.352	28.365	268.7
3	1:54.582	32.440	32.427	21.993	27.722	275.5	3	1:54.969	32.552	32.319	21.983	28.115	269.3
4	1:55.916	<b>32.300</b>	32.228	23.511	27.877	274.1	4	1:55.200	32.596	32.340	21.826	28.438	268.7
5	1:54.215	32.414	32.133	21.978	27.690	276.2	5	2:03.596	40.167	33.260	22.101	28.068	271.4
6	1:54.481	32.504	32.298	21.963	27.716	275.5	6	<b>1:54.542</b>	<b>32.502</b>	32.313	<b>21.803</b>	<b>27.924</b>	272.0
7	1:54.168	32.351	32.225	21.938	27.654	274.1	7	2:07.521	44.234	32.739	22.459	28.089	273.4
8	1:54.331	32.578	32.262	21.796	27.695	275.5	8	1:59.160	32.648	33.789	24.582	28.141	272.0
9	2:05.852 <b>B</b>	34.660	33.497	22.349	35.346	271.4	9	2:00.551 <b>B</b>	32.588	32.249	22.021	33.693	270.7
10	13:29.860	...	33.451	22.255	28.454	272.0	10	3:10.549	1:46.615	33.496	22.301	28.137	270.7
11	2:01.033 <b>B</b>	32.310	32.093	22.133	34.497	276.2	11	1:55.316	32.605	<b>32.159</b>	22.378	28.174	270.0
12	2:14.514	51.128	32.868	22.700	27.818	275.5							
13	<b>1:53.742</b>	32.339	<b>32.031</b>	<b>21.761</b>	27.611	276.2							
14	1:53.891	32.384	32.183	21.774	<b>27.550</b>	276.9							
15	1:55.581	32.327	32.219	23.021	28.014	276.2							
<b>18</b> <b>Xavier CARDELÚS</b> AND PROMORACING / KALEX TRIUMPH							<b>10</b> <b>Tommaso MARCON</b> ITA MMR / KALEX TRIUMPH						
1	2:02.517	34.050	34.831	24.232	29.404	270.0	1	2:14.648	49.449	33.739	23.093	28.367	270.0
2	1:56.896	33.623	32.712	22.600	27.961	276.9	2	1:58.258	34.013	33.372	22.696	28.177	273.4
3	1:54.802	33.193	31.965	21.977	27.667	276.9	3	1:57.705	33.197	33.036	23.167	28.305	276.9
4	1:54.216	32.408	31.988	22.069	27.751	275.5	4	1:56.506	33.064	32.577	22.569	28.296	270.7
5	1:54.139	32.529	31.913	21.931	27.766	274.8	5	1:56.009	32.978	32.762	22.303	27.966	272.7
6	1:54.430	32.575	32.005	22.021	27.829	273.4	6	1:55.690	32.874	32.647	22.224	27.945	272.7
7	1:54.379	32.433	32.074	22.131	27.741	273.4	7	2:19.151 <b>B</b>	38.097	40.216	24.194	36.644	263.4
8	2:03.325 <b>B</b>	32.328	32.403	23.354	35.240	270.0	8	12:25.783	...	35.348	22.863	28.766	268.7
9	15:15.138	...	33.794	22.357	27.926	273.4	9	1:58.047	33.633	34.123	22.360	27.931	272.0
10	1:55.473	32.948	32.565	22.188	27.772	270.0	10	1:56.342	32.985	32.555	22.809	27.993	273.4
11	1:53.998	<b>32.249</b>	31.833	22.317	<b>27.599</b>	272.7	11	1:55.244	32.764	<b>32.436</b>	22.213	27.831	271.4
12	<b>1:53.761</b>	32.298	<b>31.748</b>	21.946	27.769	272.0	12	1:55.313	32.801	32.515	22.143	27.854	274.1
13	1:53.786	32.266	32.020	<b>21.776</b>	27.724	274.8	13	1:55.191	32.822	32.474	22.065	27.830	273.4
14	1:54.092	32.257	32.168	22.062	27.605	274.8	14	<b>1:54.929</b>	<b>32.623</b>	32.515	<b>22.031</b>	<b>27.760</b>	274.8
							15	2:22.614	37.838	49.106	26.591	29.079	270.7
<b>13</b> <b>Mattia RATO</b> ITA MMR / KALEX TRIUMPH							<b>13</b> <b>Mattia RATO</b> ITA MMR / KALEX TRIUMPH						
1	2:26.877	1:02.343	33.360	23.004	28.170	271.4	1	2:26.877	1:02.343	33.360	23.004	28.170	271.4
2	1:57.138	33.246	32.680	23.177	28.035	273.4	2	1:57.138	33.246	32.680	23.177	28.035	273.4
3	1:55.896	33.095	32.421	22.326	28.054	275.5	3	1:55.896	33.095	32.421	22.326	28.054	275.5
4	1:56.549	33.193	32.793	22.410	28.153	272.7	4	1:56.549	33.193	32.793	22.410	28.153	272.7
5	1:56.021	33.257	32.478	22.253	28.033	273.4	5	1:56.021	33.257	32.478	22.253	28.033	273.4



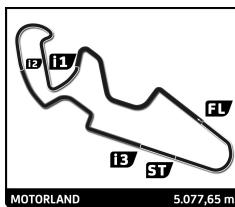
# Moto2 ECh

## Finetwork FIM JuniorGP Motorland

### Free Practice 2

### Sector Analysis

Lap	Time	Sector 1	Sector 2	Sector 3	Sector 4	T.Sp	Lap	Time	Sector 1	Sector 2	Sector 3	Sector 4	T.Sp
6	1:55.625	33.040	32.480	22.181	27.924	274.1							
7	1:56.627	33.386	32.693	22.465	28.083	271.4							
8	1:56.332	33.267	32.501	22.352	28.212	271.4							
9	2:09.629B	37.353	34.018	23.083	35.175	270.0							
10	14:37.745	...	32.752	22.417	28.037	272.0							
11	<b>1:55.118</b>	<b>32.839</b>	<b>32.270</b>	22.208	27.801	275.5							
12	1:55.894	33.284	32.467	22.250	27.893	274.8							
13	2:00.711	33.149	33.951	25.560	28.051	274.1							
14	1:55.784	33.143	32.712	<b>22.135</b>	<b>27.794</b>	274.1							
<b>74</b> Piotr BIESIEKIRSKI POL							<b>77</b> Mattia VOLPI ITA						
PERTAMINA MANDALIKA SAG EUVIC I KALEX TRIUMPH							AGR TEAM KALEX TRIUMPH						
1	2:02.434	35.251	33.871	24.124	29.188	268.7	1	2:02.214	34.738	34.706	24.108	28.662	277.6
2	1:57.199	33.460	32.872	22.274	28.593	269.3	2	1:57.131	33.503	32.808	22.702	28.118	277.6
3	1:55.934	33.189	32.686	22.103	27.956	272.7	3	2:13.348B	33.141	40.955	24.067	35.185	274.1
4	1:55.732	32.890	32.539	22.299	28.004	275.5	4	8:06.316	6:40.925	33.944	22.973	28.474	274.8
5	1:56.501	32.889	32.711	22.733	28.168	274.8	5	1:57.815	33.868	32.994	22.866	28.087	276.9
6	1:56.041	32.933	32.705	22.316	28.087	272.7	6	1:57.023	33.315	32.876	22.697	28.135	276.9
7	2:10.658B	33.126	34.733	23.569	39.230	255.3	7	2:15.818B	36.738	34.808	29.217	35.055	277.6
8	8:07.566	6:44.013	32.896	22.472	28.185	271.4	8	11:18.820	9:53.752	33.306	23.724	28.038	275.5
9	1:55.755	33.067	<b>32.360</b>	22.241	28.087	274.1	9	1:56.664	33.705	32.627	22.540	27.792	279.8
10	<b>1:55.237</b>	<b>32.656</b>	32.445	22.211	27.925	272.7	10	<b>1:55.469</b>	<b>32.970</b>	<b>32.404</b>	<b>22.324</b>	27.771	279.1
11	1:55.832	33.034	32.577	22.121	28.100	274.1	11	1:56.135	33.169	32.513	22.536	27.917	277.6
12	1:56.133	32.839	32.501	22.293	28.500	276.2	12	1:56.310	33.159	32.771	22.506	27.874	277.6
13	1:56.101	33.415	32.521	22.206	27.959	274.1	13	1:55.699	33.062	32.498	22.390	<b>27.749</b>	281.2
14	1:55.698	32.901	32.876	<b>22.036</b>	<b>27.885</b>	274.8	<b>55</b> Alex TOLEDO ESP						
15	1:55.548	32.753	32.537	22.240	28.018	273.4	PERTAMINA MANDALIKA SAG EUVIC KALEX TRIUMPH						
16	1:55.585	32.869	32.584	22.180	27.952	276.2	1	2:00.830	35.448	33.779	23.215	28.388	269.3
<b>72</b> Yeray RUIZ ESP							2	1:56.055	32.952	32.610	22.328	28.165	273.4
FAU55 TEY RACING KALEX TRIUMPH							3	1:56.216	32.869	32.734	22.282	28.331	272.7
1	2:21.095	56.190	33.987	23.059	27.859	275.5	4	1:57.445	34.301	32.707	22.290	28.147	274.8
2	1:57.921	34.089	33.159	22.791	27.882	275.5	5	1:56.281	33.003	32.695	22.214	28.369	272.0
3	1:57.216	33.394	32.886	22.786	28.150	274.8	6	2:05.253B	33.825	33.941	22.592	34.895	272.7
4	1:56.199	33.136	32.399	22.896	<b>27.768</b>	274.8	7	18:58.128	...	34.668	22.434	28.046	276.2
5	1:56.608	33.408	32.709	22.333	28.158	276.2	8	<b>1:55.584</b>	32.848	<b>32.482</b>	22.244	<b>28.010</b>	276.2
6	1:55.849	33.125	32.560	22.272	27.892	274.8	9	1:56.189	<b>32.668</b>	32.957	<b>22.141</b>	28.423	272.0
7	1:55.950	33.159	32.477	22.351	27.963	272.7	10	2:25.454	33.210	47.123	31.699	33.422	229.3
8	2:07.332B	34.263	33.962	23.127	35.980	267.3	11	1:55.882	32.851	32.735	22.184	28.112	273.4
9	14:15.729	...	33.263	22.468	27.915	274.1	12	1:56.372	32.950	32.912	22.257	28.253	273.4
10	<b>1:55.248</b>	33.044	<b>32.346</b>	<b>22.069</b>	27.789	273.4	<b>35</b> Sam WILFORD GBR						
11	1:55.291	<b>32.741</b>	32.452	22.244	27.854	273.4	AGR TEAM KALEX TRIUMPH						
12	2:06.257B	33.002	32.506	22.105	38.644	272.0	1	1:59.334	34.197	33.871	22.874	28.392	270.0
<b>98</b> David SANCHÍS ESP							2	1:56.873	33.367	32.775	22.713	28.018	274.1
MVAGUSTA FORWARD JUNIOR TEAM MVAGUSTA							3	1:57.386	34.340	32.621	22.448	27.977	277.6
1	3:01.549	1:36.871	33.478	22.404	28.796	261.5	4	1:56.206	33.285	32.459	22.421	28.041	275.5
2	1:56.596	33.032	32.692	22.145	28.727	267.3	5	2:03.240B	34.204	32.606	23.275	33.155	279.8
3	1:55.935	32.874	32.498	22.062	28.501	268.0	6	10:32.082	9:06.835	33.856	23.134	28.257	272.0
4	2:03.781B	33.530	32.696	22.870	34.685	265.4	7	1:59.518	35.830	32.821	22.698	28.169	275.5
5	10:46.370	9:22.629	33.178	22.310	<b>28.253</b>	265.4	8	2:02.510B	33.261	32.586	22.946	33.717	271.4
6	<b>1:55.383</b>	<b>32.806</b>	<b>32.386</b>	<b>21.934</b>	28.257	266.0	9	11:01.677	9:35.982	34.084	23.177	28.434	268.0
7	2:01.816B	32.807	32.474	22.237	34.298	265.4	10	1:56.838	33.100	<b>32.428</b>	23.156	28.154	272.7
8	12:44.774	...	34.387	22.900	28.750	268.0	11	1:56.147	33.082	32.817	22.370	<b>27.878</b>	275.5
9	1:58.461	33.008	32.640	24.389	28.424	266.7	12	<b>1:55.700</b>	<b>32.783</b>	32.539	<b>22.330</b>	28.048	273.4
10	1:56.095	32.877	32.741	22.195	28.282	266.7	<b>38</b> Juan RODRIGUEZ ESP						
							CUNA CAMPEONES YAMAHA						
							1	2:16.054	49.912	34.398	22.775	28.969	255.3
							2	1:58.112	33.511	33.411	22.448	28.742	258.4
							3	1:57.448	33.093	32.913	22.610	28.832	259.6
							4	2:24.163B	34.514	34.389	25.435	49.825	92.0
							5	13:10.608	...	33.502	22.401	28.911	251.7
							6	1:57.024	33.087	32.664	22.443	28.830	254.1
							7	1:56.681	33.060	32.741	22.137	28.743	254.7
							8	1:56.370	32.943	<b>32.643</b>	22.064	28.720	253.5



## Moto2 ECh

### Finetwork FIM JuniorGP Motorland

### Free Practice 2

## Sector Analysis

— Invalidated Lap    ■ Personal Best    ■ Session Best    B Crossing the pit lane

Lap	Time	Sector 1	Sector 2	Sector 3	Sector 4	T.Spd	Lap	Time	Sector 1	Sector 2	Sector 3	Sector 4	T.Spd	
9	2:15.285	B	37.993	38.649	22.719	35.924	263.4	14	1:56.798	■ 33.091	32.771	22.248	■ 28.688	257.8
10	7:24.327	5:59.893	33.149	22.352	28.933	252.3	15	1:58.020	33.097	33.148	22.873	28.902	254.7	
11	1:56.465	33.071	32.645	22.069	■ 28.680	255.3	16	1:57.682	33.255	33.071	22.494	28.862	253.5	
12	■ 1:56.367	■ 32.932	32.745	■ 21.983	28.707	255.3								

32 Kyle PAZ							PHL						
YAMAHA PHILIPPINES STYLOBIKE RAC							KALEX TRIUMPH						
1	2:11.723	44.758	34.164	24.063	28.738	272.0							
2	1:58.909	34.296	33.437	22.808	28.368	279.1							
3	2:00.278	34.126	34.084	23.593	28.475	275.5							
4	1:58.341	34.485	33.157	22.317	28.382	274.8							
5	1:57.256	33.472	33.109	22.407	28.268	272.7							
6	1:56.875	33.498	32.795	22.381	28.201	273.4							
7	2:08.245	35.820	38.413	24.083	29.929	270.0							
8	2:07.108	B	34.876	33.895	23.097	35.240	268.7						
9	10:53.576	9:27.651	33.744	22.759	29.422	268.0							
10	1:57.589	34.035	33.187	22.259	■ 28.108	274.8							
11	1:56.660	■ 33.238	32.880	22.223	28.319	272.7							
12	1:57.629	33.564	32.882	22.949	28.234	272.0							
13	■ 1:56.434	33.481	32.652	■ 22.108	28.193	273.4							
14	1:56.583	33.353	■ 32.631	22.451	28.148	274.1							
15	2:06.930	34.773	35.554	28.303	28.300	274.1							
16	1:56.756	33.347	32.882	22.359	28.168	273.4							

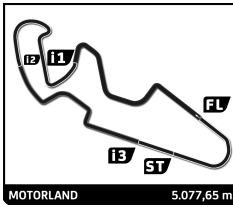
17 Dani MUÑOZ							ESP						
FIFTY MOTORSPORT							YAMAHA						
1	2:46.244	1:20.426	33.935	22.655	29.228	253.5							
2	1:57.663	33.176	33.219	22.406	28.862	255.9							
3	1:57.918	33.414	33.118	22.409	28.977	255.9							
4	1:58.159	33.545	33.112	22.544	28.958	254.7							
5	2:04.106	B	32.950	32.917	23.186	35.053	254.7						
6	11:47.146	...	33.440	22.289	28.913	252.3							
7	■ 1:56.512	■ 32.798	32.785	■ 22.171	■ 28.758	254.7							
8	1:56.599	32.875	32.784	22.171	28.769	255.9							
9	1:57.835	33.483	33.028	22.273	29.051	254.7							
10	1:56.869	32.974	32.927	22.181	28.787	254.7							
11	1:56.735	32.877	32.825	22.229	28.804	254.7							
12	2:06.176	38.867	33.170	22.595	31.544	252.9							
13	1:59.086	32.818	■ 32.740	22.280	31.248	260.9							
14	2:06.537	33.950	36.399	25.159	31.029	175.0							
15	1:57.014	32.855	32.936	22.361	28.862	255.9							

8 Marco TAPIA							ESP						
EASYRACE TEAM							YAMAHA						
1	2:37.005	1:09.970	34.739	23.081	29.215	251.2							
2	1:59.346	33.862	33.604	22.798	29.082	254.7							
3	1:59.064	33.384	33.213	22.891	29.576	257.8							
4	1:59.196	34.102	33.384	22.725	28.985	254.1							
5	1:57.803	33.342	33.087	22.468	28.906	254.7							
6	1:57.881	33.313	33.013	22.574	28.981	252.3							
7	1:57.731	33.387	32.922	22.501	28.921	253.5							
8	2:15.508	B	37.919	34.990	23.179	39.420	203.0						
9	11:00.495	9:32.213	35.629	23.573	29.080	252.3							
10	1:57.770	33.475	32.997	22.466	28.832	255.9							
11	1:57.056	33.172	32.789	22.297	28.798	257.1							
12	1:57.203	33.183	32.876	22.244	28.900	254.1							
13	■ 1:56.756	33.102	■ 32.698	■ 22.224	28.732	259.0							

30 Pasquale ALFANO							ITA						
CARDOSO RACING							YAMAHA						
1	2:30.124	1:03.053	34.532	23.206	29.333	250.0							
2	2:01.601	33.672	35.610	23.149	29.170	252.3							
3	1:57.781	33.456	33.046	22.350	28.929	254.1							
4	1:57.798	33.408	33.019	22.432	28.939	254.7							
5	2:06.362	33.303	33.205	28.711	31.143	240.0							
6	2:03.226	33.668	33.074	22.719	33.765	198.2							
7	2:06.492	B	33.578	33.161	23.998	35.755	252.3						
8	9:27.989	7:53.047	41.368	23.622	29.952	247.1							
9	1:58.442	33.501	32.976	22.884	29.081	251.7							
10	■ 1:57.620	■ 33.283	33.034	22.378	28.925	252.9							
11	1:57.711	33.406	32.960	22.367	28.978	253.5							
12	1:57.652	33.439	■ 32.917	■ 22.301	28.995	254.1							
13	2:18.048	40.275	43.246	23.057	31.470	251.7							
14	1:57.822	33.457	32.927	22.348	29.090	252.9							
15	2:09.751	35.614	36.710	26.011	31.416	173.1							
16	1:57.994	33.366	33.325	22.382	■ 28.921	254.1							

23 Eduardo MONTERO							ESP						
MOONPHARM KIEFER RACING							KTM TRIUMPH						
1	2:39.504	1:09.484	36.321	24.863	28.836	270.0							
2	1:59.767	34.547	33.710	22.954	28.556	271.4							
3	1:58.163	33.693	33.481	22.644	■ 28.345	273.4							
4	1:57.893	■ 33.510	33.319	22.709	28.355	271.4							
5	2:07.890	B	33.664	33.291	23.854	37.081	271.4						
6	9:43.050	8:17.360	34.147	23.037	28.506	270.0							
7	1:58.318	33.918	33.263	22.730	28.407	270.7							
8	1:57.883	33.766	33.187	22.554	28.376	271.4							
9	■ 1:57.667	33.639	■ 33.066	■ 22.499	28.463	270.7							
10	1:57.746	33.611	33.147	22.564	28.424	270.7							
11	1:57.710	33.582	33.156	22.538	28.434	270.0							
12	2:16.876	B	38.493	37.282	23.781	37.320	270.7						

44 Kevin ORGIS							DEU						
AVINTIA JUNIOR TEAM							KALEX TRIUMPH						
1	2:11.045	43.814	35.035	23.217	28.979	274.1							
2	1:59.546	34.331	33.800	22.847	28.568	278.4							
3	2:00.543	34.353	34.071	23.649	28.470	283.5							
4	1:59.262	34.553	33.495	22.657	28.557	272.7							
5	1:58.657	33.753	33.506	22.732	28.666	271.4							
6	1:58.782	33.781	33.459	22.803	28.739	271.4							
7	2:07.102	B	34.339	34.188	23.327	35.248	268.0						
8	6:54.287	5:27.460	34.554	23.468	28.805	273.4							
9	1:58.819	33.827	33.625	22.855	28.512	276.2							
10	1:59.527	33.828	34.181	22.892	28.626	274.8							
11	2:07.200	B	34.058	34.321	23.455	35.366	274.1						
12	6:38.176	5:11.811	34.462	23.042	28.861	276.9							
13	1:58.301	33.783	33.429	22.663	28.426	275.5							
14	■ 1:57.743	33.557	■ 33.168	■ 22.513	28.505	277.6							
15	1:57.843	■ 33.511	33.389	22.641	■ 28.302	276.2							
16	1:58.055	33.566	33.364	22.752	28.373	274.1							



# Moto2 ECh

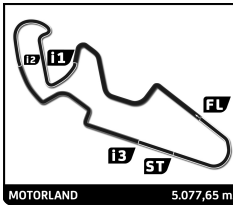
## Finetwork FIM JuniorGP Motorland

### Free Practice 2

### Sector Analysis

— Invalidated Lap    ■ Personal Best    ■ Session Best    B Crossing the pit lane

Lap	Time	Sector 1	Sector 2	Sector 3	Sector 4	T.Sp	Lap	Time	Sector 1	Sector 2	Sector 3	Sector 4	T.Sp	
<b>73</b>	<b>Dino IOZZO</b>						ITA							
						YAMAHA								
1	2:30.519	57.525	37.763	25.950	29.281	258.4	2	2:00.159	34.284	33.539	23.049	29.287	251.2	
2	2:03.037	34.205	33.873	25.549	29.410	259.0	3	2:00.296	34.196	33.590	23.040	29.470	251.2	
3	2:02.117	35.712	34.229	22.799	29.377	261.5	4	2:06.021	36.886	36.650	22.976	29.509	250.6	
4	1:59.346	34.336	33.462	22.524	29.024	260.2	5	1:59.202	33.942	33.303	22.547	29.410	252.3	
5	1:58.516	33.693	33.231	22.488	29.104	259.0	6	2:05.335	36.680	36.120	23.300	29.235	251.7	
6	2:03.523	33.920	33.398	22.536	33.669	176.5	7	1:58.722	33.812	33.266	22.459	29.185	250.6	
7	1:58.614	33.684	33.180	22.600	29.150	254.7	8	2:16.563 B	42.087	34.041	23.099	37.336	249.4	
8	2:05.585 B	33.716	33.153	23.246	35.470	252.9	9	12:13.885	...	35.184	23.533	29.528	248.8	
9	12:09.180	...	34.302	23.610	29.101	256.5	10	1:59.472	34.033	33.345	22.752	29.342	252.3	
10	1:58.371	33.725	33.073	22.446	29.127	255.9	11	1:59.272	33.722	33.099	23.017	29.434	250.0	
11	1:58.241	33.587	33.098	22.592	28.964	259.0	12	1:59.071	33.836	33.301	22.659	29.275	250.6	
12	1:57.859	33.459	33.095	22.412	28.893	259.6	13	1:58.919	33.856	33.210	22.576	29.277	251.7	
13	2:08.746	35.858	36.259	24.765	31.864	236.8	14	2:00.026	33.844	33.518	23.442	29.222	254.1	
14	1:58.564	33.761	33.198	22.456	29.149	255.3	15	2:01.707	35.215	34.135	22.955	29.402	250.6	
15	2:00.739	33.589	34.483	23.144	29.523	252.9								
<b>90</b>	<b>Freddie HEINRICH</b>						DEU							
						YAMAHA								
1	2:24.958	57.530	34.474	23.205	29.749	251.7	1	2:24.958	57.530	34.474	23.205	29.749	251.7	
2	2:00.665	33.945	33.713	23.725	29.282	255.3	2	2:00.665	33.945	33.713	23.725	29.282	255.3	
3	1:59.748	33.944	33.623	22.836	29.345	254.1	3	1:59.748	33.944	33.623	22.836	29.345	254.1	
4	1:59.386	33.841	33.302	22.800	29.443	252.3	4	1:59.386	33.841	33.302	22.800	29.443	252.3	
5	2:00.297	33.822	33.479	22.706	30.290	250.6	5	2:00.297	33.822	33.479	22.706	30.290	250.6	
6	2:09.456	37.411	34.309	28.136	29.600	252.3	6	2:09.456	37.411	34.309	28.136	29.600	252.3	
7	1:59.790	33.883	33.676	22.881	29.350	250.0	7	1:59.790	33.883	33.676	22.881	29.350	250.0	
8	2:10.309 B	33.973	33.605	24.396	38.335	226.4	8	2:10.309 B	33.973	33.605	24.396	38.335	226.4	
9	14:57.197	...	33.928	22.987	29.260	252.3	9	14:57.197	...	33.928	22.987	29.260	252.3	
10	1:59.006	33.660	33.450	22.649	29.247	251.7	10	1:59.006	33.660	33.450	22.649	29.247	251.7	
11	1:59.192	33.743	33.367	22.758	29.324	251.2	11	1:59.192	33.743	33.367	22.758	29.324	251.2	
12	2:04.236	37.868	34.314	22.870	29.184	253.5	12	2:04.236	37.868	34.314	22.870	29.184	253.5	
13	1:59.182	33.585	33.509	22.859	29.229	252.9	13	1:59.182	33.585	33.509	22.859	29.229	252.9	
14	1:58.811	33.603	33.330	22.581	29.297	252.3	14	1:58.811	33.603	33.330	22.581	29.297	252.3	
<b>56</b>	<b>Nicola GIANICO</b>						ITA							
						YAMAHA PHILIPPINES STYLOBIKE RAC								
1	2:31.646	1:02.512	35.794	23.649	29.691	272.7	1	2:31.646	1:02.512	35.794	23.649	29.691	272.7	
2	2:01.129	34.623	34.480	23.235	28.791	276.9	2	2:01.129	34.623	34.480	23.235	28.791	276.9	
3	2:02.499	35.524	34.177	23.286	29.512	277.6	3	2:02.499	35.524	34.177	23.286	29.512	277.6	
4	2:10.675	34.597	34.188	32.686	29.204	277.6	4	2:10.675	34.597	34.188	32.686	29.204	277.6	
5	1:59.493	34.214	33.872	22.736	28.671	277.6	5	1:59.493	34.214	33.872	22.736	28.671	277.6	
6	2:22.031 B	44.912	35.459	24.492	37.168	272.7	6	2:22.031 B	44.912	35.459	24.492	37.168	272.7	
7	12:43.955	...	35.703	25.360	29.377	274.1	7	12:43.955	...	35.703	25.360	29.377	274.1	
8	2:00.907	34.586	34.282	23.232	28.807	276.2	8	2:00.907	34.586	34.282	23.232	28.807	276.2	
9	2:00.533	34.376	34.379	23.008	28.770	276.2	9	2:00.533	34.376	34.379	23.008	28.770	276.2	
10	2:01.094	34.402	34.287	23.124	29.281	279.1	10	2:01.094	34.402	34.287	23.124	29.281	279.1	
11	1:59.996	34.488	33.893	22.887	28.728	280.5	11	1:59.996	34.488	33.893	22.887	28.728	280.5	
12	2:04.330	37.432	34.611	23.288	28.999	276.2	12	2:04.330	37.432	34.611	23.288	28.999	276.2	
13	1:59.796	34.174	34.134	22.738	28.750	276.9	13	1:59.796	34.174	34.134	22.738	28.750	276.9	
14	2:06.890	39.401	35.364	23.161	28.964	275.5	14	2:06.890	39.401	35.364	23.161	28.964	275.5	
<b>91</b>	<b>Mihail FLOROV</b>						BGR							
						AVINTIA JUNIOR TEAM								
1	2:20.499	52.945	34.189	23.861	29.504	248.3	1	2:20.499	52.945	34.189	23.861	29.504	248.3	
2	2:00.460	34.027	33.537	23.284	29.612	249.4	2	2:00.460	34.027	33.537	23.284	29.612	249.4	
3	1:59.652	33.701	33.453	22.970	29.528	252.9	3	1:59.652	33.701	33.453	22.970	29.528	252.9	
4	1:59.916	34.222	33.436	22.743	29.515	248.8	4	1:59.916	34.222	33.436	22.743	29.515	248.8	
5	1:59.762	33.934	33.586	22.709	29.533	248.3	5	1:59.762	33.934	33.586	22.709	29.533	248.3	
6	2:00.422	33.925	33.854	22.971	29.672	245.5	6	2:00.422	33.925	33.854	22.971	29.672	245.5	
<b>88</b>	<b>Nicolas CHRIS CZYBA</b>						DEU							
						YAMAHA								
1	2:19.916	51.068	35.196	24.025	29.627	250.0								



# Moto2 ECh

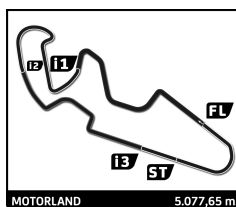
## Finetwork FIM JuniorGP Motorland

### Free Practice 2

#### Sector Analysis

Lap 7-18							Lap 9-15						
Lap	Time	Sector 1	Sector 2	Sector 3	Sector 4	T.Spd	Lap	Time	Sector 1	Sector 2	Sector 3	Sector 4	T.Spd
7	2:00.362	34.344	33.451	22.785	29.782	245.5	9	2:00.536	<b>34.136</b>	33.643	23.179	29.578	254.7
8	2:00.086	34.038	<b>33.421</b>	22.726	29.901	244.9	10	2:05.526	36.198	34.521	25.361	29.446	257.8
9	1:59.949	33.888	33.600	22.713	29.748	246.0	11	2:02.246	34.502	33.807	23.923	30.014	237.9
10	1:59.975	33.896	33.575	22.767	29.737	245.5	12	2:00.399	34.290	33.729	22.945	29.435	260.9
11	2:01.192	34.780	33.757	22.826	29.829	244.3	13	2:01.967	34.696	33.919	23.469	29.883	238.4
12	2:01.168	34.162	33.901	23.331	29.774	247.1	14	2:00.551	34.237	33.991	23.058	29.265	258.4
13	2:00.278	33.924	33.809	22.779	29.766	246.6	15	<b>1:59.996</b>	34.173	<b>33.609</b>	23.096	<b>29.118</b>	258.4
14	2:14.889	34.388	33.481	36.542	30.478	244.9	<b>6</b> <b>Jacopo HOSCIUC</b> ROU AVINTIA JUNIOR TEAM YAMAHA						
15	2:00.955	34.273	33.940	22.885	29.857	246.6	1	2:21.217 B	38.067	35.422	23.751	43.977	180.6
16	2:00.731	34.113	33.904	22.893	29.821	247.7	2	5:26.501	3:57.955	35.308	23.349	29.889	246.0
17	2:00.903	34.177	33.911	23.015	29.800	247.7	3	2:01.085	34.600	33.971	23.035	29.479	252.3
18	2:13.592 B	34.246	34.105	23.097	42.144	158.4	4	2:00.661	34.438	33.876	22.887	29.460	248.8
<b>33</b> <b>Filip REHACEK</b> CZE CARDOSO RACING YAMAHA							5	2:00.467	34.377	<b>33.776</b>	22.844	29.470	248.3
1	2:23.908	54.892	35.407	23.807	29.802	252.9	6	2:00.558	34.347	33.804	22.970	29.437	247.1
2	2:01.379	34.525	34.137	23.223	29.494	255.9	7	2:05.227	36.072	36.442	23.140	29.573	246.6
3	2:00.367	34.103	33.750	23.211	29.303	262.1	8	2:08.385 B	34.210	33.778	<b>22.770</b>	37.627	247.1
4	2:26.777 B	51.367	34.596	23.617	37.197	250.0	9	13:48.037	...	35.587	24.148	29.928	248.3
5	14:52.123	...	34.628	23.265	29.493	255.9	10	2:00.885	34.391	33.905	22.876	29.713	250.6
6	1:59.808	33.966	33.667	22.888	29.287	255.3	11	2:00.627	34.129	33.796	22.997	29.705	247.1
7	2:00.368	33.988	<b>33.510</b>	23.645	29.225	262.1	12	<b>2:00.256</b>	<b>34.003</b>	34.009	22.931	<b>29.313</b>	248.8
8	2:00.107	34.161	33.626	23.126	<b>29.194</b>	257.8	13	2:00.299	34.023	33.805	22.835	29.636	248.8
9	2:08.412	40.363	35.213	23.284	29.552	255.9	<b>51</b> <b>Angelo TAGLIARINI</b> ITA DODICI MOTORSPORT RACING TEAM BOSCOSCURO TRIUMPH						
10	2:00.560	34.382	33.866	23.065	29.247	259.6	1	2:06.970	38.414	35.565	23.939	29.052	269.3
11	1:59.825	34.136	33.573	<b>22.834</b>	29.282	259.6	2	2:03.261	36.395	34.662	23.340	28.864	272.7
12	2:01.054	34.519	33.793	23.541	29.201	257.1	3	<b>2:00.582</b>	<b>34.292</b>	34.239	<b>23.318</b>	28.733	273.4
13	1:59.743	33.912	33.622	22.936	29.273	259.0	4	2:30.859 B	34.744	35.115	24.625	56.375	117.8
14	<b>1:59.699</b>	<b>33.909</b>	33.538	23.013	29.239	255.9	5	14:16.626	...	34.978	23.942	28.894	270.7
<b>9</b> <b>Charles AUBRIE</b> FRA JEG RACING KALEX TRIUMPH							6	2:01.891	34.837	34.803	23.622	<b>28.629</b>	270.7
1	2:12.771	43.608	35.121	24.100	29.942	268.7	7	2:09.309 B	35.218	34.828	23.924	35.339	266.7
2	2:03.095	35.754	34.682	23.614	29.045	274.8	8	10:16.735	8:48.395	35.431	24.010	28.899	269.3
3	2:01.263	34.678	34.283	23.395	28.907	275.5	9	2:02.077	34.707	34.790	23.745	28.835	266.7
4	2:01.471	35.121	33.965	23.341	29.044	271.4	10	2:00.910	34.677	<b>34.237</b>	23.346	28.650	267.3
5	2:00.786	34.819	33.917	23.141	28.909	274.1	<b>86</b> <b>Kylian NESTOLA</b> ITA FAU55 TEY RACING YAMAHA						
6	2:00.738	34.663	33.747	23.490	28.838	272.7	1	2:20.207	51.746	35.237	23.630	29.594	258.4
7	2:00.574	35.095	33.813	23.000	<b>28.666</b>	274.8	2	2:01.177	34.683	34.070	23.066	29.358	255.9
8	2:00.743	34.589	33.984	23.339	28.831	272.0	3	2:22.431 B	<b>34.152</b>	34.092	33.592	40.595	216.9
9	2:00.051	34.582	33.840	22.933	28.696	274.1	4	22:06.946	...	34.784	23.468	29.640	252.9
10	<b>1:59.822</b>	34.496	<b>33.555</b>	22.880	28.891	272.7	5	2:01.835	34.610	34.324	23.462	29.439	254.7
11	2:06.795 B	34.753	33.988	23.115	34.939	243.8	6	2:01.351	34.697	33.990	23.180	29.484	255.3
12	13:49.567	...	34.650	23.217	29.103	272.0	7	2:01.319	34.383	34.188	23.237	29.511	252.9
13	2:00.853	34.853	33.956	23.257	28.787	274.1	8	2:00.736	34.183	34.089	22.969	29.495	252.3
14	2:00.014	<b>34.414</b>	34.029	<b>22.867</b>	28.704	273.4	9	<b>2:00.630</b>	34.177	33.945	23.259	<b>29.249</b>	253.5
<b>37</b> <b>Corey TINKER</b> GBR EASYPACE TEAM KALEX							10	2:32.765 B	34.392	<b>33.876</b>	<b>22.862</b>	1:01.635	254.7
1	2:40.131	1:10.092	36.035	24.153	29.851	251.7	<b>19</b> <b>Ryan VAN DE LAGEMAAT</b> NLD QNIUM RACING YAMAHA						
2	2:01.757	34.839	33.876	23.312	29.730	254.7	1	2:14.584	36.131	35.621	24.106	38.726	173.1
3	2:01.221	34.639	33.946	23.149	29.487	256.5	2	2:02.385	35.254	34.126	23.430	29.575	260.2
4	2:01.420	34.252	34.333	23.266	29.569	254.1	3	2:01.576	34.592	34.126	23.352	29.506	259.6
5	2:00.649	34.188	33.683	23.088	29.690	254.7	4	2:01.569	34.415	34.326	23.326	29.502	259.0
6	2:01.596	35.727	33.801	<b>22.891</b>	29.177	257.1	5	2:05.109	36.871	33.972	23.116	31.150	225.9
7	2:11.489 B	35.217	34.460	23.867	37.945	250.6							
8	12:46.206	...	35.804	23.539	29.172	257.8							





## Moto2 ECh

### Finetwork FIM JuniorGP Motorland

### Free Practice 2

### Sector Analysis

— Invalidated Lap    ■ Personal Best    ■ Session Best    B Crossing the pit lane

Lap	Time	Sector 1	Sector 2	Sector 3	Sector 4	T.Spd	Lap	Time	Sector 1	Sector 2	Sector 3	Sector 4	T.Spd
6	2:06.369	35.000	37.776	24.183	29.410	262.1							
7	2:01.847	34.565	34.229	23.469	29.584	256.5							
8	2:18.131 B	38.827	35.834	24.061	39.409	254.7							
9	14:58.389	...	34.890	23.727	29.862	255.3							
10	2:01.531	34.288	34.132	23.578	29.533	257.1							
11	2:04.699	37.761	34.226	23.389	<b>29.323</b>	259.0							
12	2:01.523	35.007	<b>33.959</b>	23.220	29.337	259.6							
13	<b>2:01.148</b>	<b>34.265</b>	34.418	<b>23.089</b>	29.376	257.8							
14	2:05.332	35.122	35.868	24.416	29.926	253.5							

**7** **Zech DZEGEDE** USA  
EASYRACE TEAM YAMAHA

1	2:41.929	1:09.727	37.152	24.733	30.317	249.4
2	2:06.046	36.113	35.535	24.088	30.310	251.7
3	2:05.461	35.994	35.076	24.064	30.327	251.7
4	2:05.756	36.421	35.019	24.046	30.270	250.6
5	2:12.413 B	36.009	35.342	24.181	36.881	251.7
6	8:42.853	7:11.747	35.923	24.640	30.543	247.7
7	2:04.936	35.928	34.865	23.825	30.318	250.0
8	2:06.007	36.080	35.256	24.312	30.359	250.0
9	2:05.191	36.193	34.883	23.915	30.200	247.7
10	2:05.184	36.085	35.004	23.863	30.232	250.6
11	2:16.134	46.816	35.252	23.918	30.148	251.7
12	2:05.544	35.886	35.555	24.006	30.097	251.2
13	2:04.908	36.094	34.785	24.011	<b>30.018</b>	254.1
14	<b>2:04.464</b>	35.784	34.942	23.669	30.069	250.6
15	2:05.280	36.001	<b>34.753</b>	24.159	30.367	250.0
16	2:04.566	<b>35.748</b>	35.002	<b>23.572</b>	30.244	248.3

**70** **Miguel SANTIAGO DUARTE** PRT  
MS RACING JUNIOR YAMAHA

1	4:59.849	3:21.057	40.112	26.248	32.432	254.1
2	2:35.976 B	47.551	39.055	<b>26.117</b>	43.253	239.5
3	9:03.281	7:26.620	38.653	26.409	31.599	254.7
4	<b>2:11.827</b>	36.689	<b>36.503</b>	27.507	<b>31.128</b>	255.3
5	2:22.707 B	<b>36.475</b>	36.727	26.286	43.219	239.5
6	8:13.745 B	5:57.156	57.781	30.048	48.760	210.5
7	10:46.178	8:37.024	54.671	40.115	34.368	238.9