

Moto2 ECh

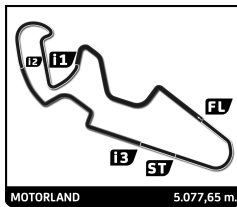
Finetwork FIM JuniorGP Motorland

Free Practice 1

Sector Analysis

— Invalidated Lap █ Personal Best █ Session Best █ B Crossing the pit lane

Lap	Time	Sector 1	Sector 2	Sector 3	Sector 4	T.Spd	Lap	Time	Sector 1	Sector 2	Sector 3	Sector 4	T.Spd
3 Lukas TULOVIC DEU							15 1:54.827 32.489 32.492 21.975 27.871 274.8						
LIQUI MOLY INTACT GP JUNIOR TEA KALEX TRIUMPH							16 1:58.320 32.980 33.205 22.263 29.872 237.9						
1 3:42.137 2:18.592 33.316 22.375 27.854 274.1							17 1:56.578 32.369 32.802 23.081 28.326 274.1						
2 1:54.812 32.729 32.346 22.063 27.674 274.8													
3 1:54.527 32.527 32.219 22.004 27.777 274.1													
4 1:55.000 32.665 32.592 22.022 27.721 274.8													
5 1:53.867 32.589 31.886 21.823 27.569 276.2													
6 2:02.760B 33.453 32.940 22.396 33.971 277.6													
7 1:00.085 9:36.614 33.151 22.324 27.996 272.0													
8 1:54.238 32.695 32.069 21.885 27.589 274.8													
9 1:53.474 32.235 31.934 21.741 27.564 276.2													
10 1:55.039 32.907 32.582 22.013 27.537 276.2													
11 1:56.505 34.531 32.245 22.152 27.577 275.5													
12 1:53.755 32.250 32.102 21.861 27.542 276.2													
13 1:54.056 32.594 32.061 21.894 27.507 276.9													
14 1:54.113 32.500 32.152 21.796 27.665 278.4													
15 1:54.009 32.449 32.029 21.872 27.659 276.9													
16 1:53.949 32.328 31.999 21.893 27.729 277.6													
31 Roberto GARCÍA ESP							1 37:57.551 ... 32.697 21.774 27.823 272.7						
CARDOSO RACING KALEX TRIUMPH							2 1:53.986 32.335 32.015 21.851 27.785 272.7						
1 37:57.551 ... 32.697 21.774 27.823 272.7							3 1:54.284 32.487 32.285 21.756 27.756 274.8						
72 Yeray RUIZ ESP							1 2:09.218 42.671 35.006 23.237 28.304 274.8						
FAU55 TEY RACING KALEX TRIUMPH							2 1:57.864 34.022 33.281 22.609 27.952 277.6						
1 2:09.218 42.671 35.006 23.237 28.304 274.8							3 1:56.741 33.437 32.994 22.257 28.053 275.5						
2 1:57.864 34.022 33.281 22.609 27.952 277.6							4 1:56.199 33.205 32.766 22.189 28.039 275.5						
3 1:56.741 33.437 32.994 22.257 28.053 275.5							5 1:56.081 33.192 32.578 22.333 27.978 275.5						
4 1:56.199 33.205 32.766 22.189 28.039 275.5							6 1:55.875 33.045 32.581 22.198 28.051 276.2						
5 1:56.081 33.192 32.578 22.333 27.978 275.5							7 2:06.282B 33.907 33.600 23.374 35.401 272.0						
6 1:55.875 33.045 32.581 22.198 28.051 276.2							8 7:12.195 5:49.320 32.706 22.309 27.860 272.7						
7 2:06.282B 33.907 33.600 23.374 35.401 272.0							9 1:55.017 32.948 32.342 21.970 27.757 274.8						
8 7:12.195 5:49.320 32.706 22.309 27.860 272.7							10 1:54.288 32.628 32.215 21.791 27.654 275.5						
9 1:55.017 32.948 32.342 21.970 27.757 274.8							11 1:58.099 32.732 32.121 22.328 30.918 276.9						
10 1:54.288 32.628 32.215 21.791 27.654 275.5							12 1:54.896 32.973 32.312 21.886 27.725 275.5						
11 1:58.099 32.732 32.121 22.328 30.918 276.9							13 1:54.872 32.774 32.346 22.008 27.744 277.6						
12 1:54.896 32.973 32.312 21.886 27.725 275.5							14 1:54.725 32.801 32.244 21.966 27.714 278.4						
13 1:54.872 32.774 32.346 22.008 27.744 277.6							15 2:02.697 32.883 37.358 23.146 29.310 270.7						
14 1:54.725 32.801 32.244 21.966 27.714 278.4							16 2:02.218 35.514 35.116 23.041 28.547 268.7						
15 2:02.697 32.883 37.358 23.146 29.310 270.7							17 1:58.863 33.030 32.362 22.372 31.099 243.8						
16 2:02.218 35.514 35.116 23.041 28.547 268.7							18 1:55.801 33.226 32.778 22.097 27.700 281.2						
17 1:58.863 33.030 32.362 22.372 31.099 243.8													
18 1:55.801 33.226 32.778 22.097 27.700 281.2													
71 Miquel PONS ESP							1 3:42.556 2:18.040 34.154 22.329 28.033 273.4						
H43 TEAM NOBBY BREVO TRIUMPH							2 1:55.460 32.769 32.582 22.031 28.078 272.7						
1 3:42.556 2:18.040 34.154 22.329 28.033 273.4							3 1:55.105 32.604 32.444 21.995 28.062 272.7						
2 1:55.460 32.769 32.582 22.031 28.078 272.7							4 1:55.228 32.509 32.311 22.327 28.081 272.0						
3 1:55.105 32.604 32.444 21.995 28.062 272.7							5 1:54.700 32.549 32.319 21.911 27.921 274.1						
4 1:55.228 32.509 32.311 22.327 28.081 272.0							6 2:02.667B 32.939 32.948 22.485 34.295 276.2						
5 1:54.700 32.549 32.319 21.911 27.921 274.1							7 12:54.125 ... 32.500 22.136 28.178 271.4						
6 2:02.667B 32.939 32.948 22.485 34.295 276.2							8 1:54.853 32.562 32.317 21.996 27.978 273.4						
7 12:54.125 ... 32.500 22.136 28.178 271.4							9 1:54.574 32.416 32.199 22.045 27.914 272.7						
8 1:54.853 32.562 32.317 21.996 27.978 273.4							10 1:54.474 32.430 32.215 21.865 27.964 274.1						
9 1:54.574 32.416 32.199 22.045 27.914 272.7							11 2:08.304 45.673 32.438 22.216 27.977 274.1						
10 1:54.474 32.430 32.215 21.865 27.964 274.1							12 2:34.380 44.349 58.011 23.511 28.509 269.3						
11 2:08.304 45.673 32.438 22.216 27.977 274.1							13 1:58.635 33.436 32.622 22.998 29.579 244.9						
12 2:34.380 44.349 58.011 23.511 28.509 269.3							14 1:56.978 33.687 33.009 22.139 28.143 272.7						
13 1:58.635 33.436 32.622 22.998 29.579 244.9													
14 1:56.978 33.687 33.009 22.139 28.143 272.7													
55 Alex TOLEDO ESP							1 2:03.836 38.099 33.626 23.937 28.174 276.9						
PERTAMINA MANDALIKA SAG EUVIC KALEX TRIUMPH							2 1:56.462 33.610 32.749 22.319 27.784 278.4						
1 2:03.836 38.099 33.626 23.937 28.174 276.9							3 1:54.979 32.561 32.467 22.189 27.762 280.5						
2 1:56.462 33.610 32.749 22.319 27.784 278.4							4 1:56.688 33.379 32.701 22.362 28.246 276.2						
3 1:54.979 32.561 32.467 22.189 27.762 280.5							5 1:56.363 32.848 32.713 22.537 28.265 277.6						
4 1:56.688 33.379 32.701 22.362 28.246 276.2							6 1:55.807 32.950 32.511 22.235 28.111 274.1						
5 1:56.363 32.848 32.713 22.537 28.265 277.6							7 1:55.779 32.855 32.655 22.186 28.083 275.5						
6 1:55.807 32.950 32.511 22.235 28.111 274.1													
7 1:55.779 32.855 32.655 22.186 28.083 275.5													
81 Senna AGIUS AUS													
PROMORACING KALEX TRIUMPH													
1 2:03.608 37.486 34.165 23.777 28.180 260.2													
2 1:56.396 33.628 32.715 22.313 27.740 276.9													
3 1:54.826 32.576 32.319 22.400 27.531 285.7													
4 1:54.989 32.396 32.596 22.307 27.690 276.2													
5 2:04.319B 32.465 33.705 22.573 35.576 273.4													
6 9:11.677 7:48.378 33.267 22.123 27.909 274.8													
7 1:53.975 32.506 32.112 21.832 27.525 276.2													
8 1:54.684 32.964 32.260 21.841 27.619 274.8													
9 1:53.857 32.289 32.047 21.969 27.552 276.2													
10 1:54.366 32.314 32.480 21.865 27.707 276.9													
11 1:54.083 32.289 32.069 22.018 27.707 282.7													
12 1:53.852 32.265 32.031 21.916 27.640 276.9													
13 1:54.538 32.378 32.200 22.170 27.790 276.2													
14 1:53.900 32.240 32.157 21.884 27.619 281.2													



Moto2 ECh

Finetwork FIM JuniorGP Motorland

Free Practice 1

Sector Analysis

— Invalidated Lap ■ Personal Best ■ Session Best B Crossing the pit lane

Lap	Time	Sector 1	Sector 2	Sector 3	Sector 4	T.SpD	Lap	Time	Sector 1	Sector 2	Sector 3	Sector 4	T.SpD		
8	2:03.333	B	33.305	33.059	22.339	34.630	274.1	8	1:57.708	33.695	32.941	22.785	28.287	278.4	
9	9:07.069		7:31.876	42.426	23.786	28.981	272.7	9	1:57.454	33.609	32.891	22.830	28.124	277.6	
10	1:59.717		33.454	34.845	23.592	27.826	278.4	10	2:08.466	B	35.260	34.468	24.466	34.272	276.9
11	1:55.347		32.793	32.489	22.078	27.987	275.5	11	7:10.078		5:45.898	33.345	22.694	28.141	279.1
12	1:56.066		32.864	32.544	22.685	27.973	275.5	12	1:55.759		33.248	32.354	22.363	27.794	279.1
13	2:04.514	B	33.725	33.002	23.437	34.350	273.4	13	1:55.366		32.995	32.289	22.282	27.800	279.8
14	4:01.506		2:34.991	35.360	22.940	28.215	278.4	10 Tommaso MARCON ITA							
15	1:57.702		33.064	32.567	24.141	27.930	279.8	MMR KALEX TRIUMPH							
16	1:59.474		32.282	32.719	25.334	28.139	276.9	1	3:05.833	1:38.286	35.279	23.688	28.580	270.7	

74 Piotr BIESIEKIRSKI POL
PERTAMINA MANDALIKA SAG EUVIC I KALEX TRIUMPH

1	1:59.876	35.128	33.513	22.609	28.626	269.3	
2	1:57.409	33.727	32.863	22.761	28.058	276.9	
3	1:57.559	33.542	32.738	22.284	28.995	242.7	
4	1:56.519	33.132	32.735	22.392	28.260	276.2	
5	2:07.604	B	33.210	32.704	22.301	39.389	224.1
6	6:47.923		5:24.136	33.068	22.548	28.171	272.0
7	1:55.914	33.086	32.657	22.212	27.959	274.1	
8	1:55.361	32.821	32.441	22.135	27.964	274.1	
9	1:55.397	32.948	32.424	22.173	27.852	274.1	
10	1:56.132	33.146	32.780	22.106	28.100	274.1	
11	1:56.288	32.985	32.445	22.268	28.590	274.1	
12	1:55.553	32.941	32.372	22.228	28.012	274.1	
13	1:55.842	33.087	32.367	22.369	28.019	274.1	
14	1:55.617	33.108	32.447	22.085	27.977	274.1	
15	1:55.640	32.960	32.569	22.086	28.025	273.4	
16	1:55.534	32.866	32.563	22.111	27.994	274.8	
17	1:55.899	33.046	32.432	22.290	28.131	273.4	
18	1:55.070	32.815	32.394	22.012	27.849	275.5	
19	1:55.887	32.852	32.338	22.483	28.214	276.9	

35 Sam WILFORD GBR
AGR TEAM KALEX TRIUMPH

1	3:58.176		2:31.422	34.083	23.136	29.535	247.1
2	1:57.004	33.357	32.985	22.623	28.039	277.6	
3	1:56.944	33.335	32.646	22.729	28.234	275.5	
4	1:57.015	33.757	32.737	22.680	27.841	278.4	
5	2:05.788	B	33.335	34.508	23.834	34.111	271.4
6	10:38.250		9:12.366	34.098	23.392	28.394	273.4
7	1:57.102	33.288	33.144	22.593	28.077	278.4	
8	2:02.703	B	33.190	33.277	23.289	32.947	274.1
9	5:44.611		4:06.614	33.581	36.025	28.391	272.7
10	1:55.310	32.945	32.343	22.332	27.690	278.4	
11	1:55.125	32.769	32.411	22.209	27.736	276.9	
12	2:01.036	36.711	33.265	22.912	28.148	272.0	
13	1:55.996	33.054	32.636	22.464	27.842	276.9	

77 Mattia VOLPI ITA
AGR TEAM KALEX TRIUMPH

1	2:41.935	1:15.170	34.566	23.798	28.401	275.5	
2	2:02.245	37.090	33.700	23.216	28.239	279.1	
3	1:58.167	33.747	33.146	23.053	28.221	280.5	
4	1:57.720	33.601	33.010	22.855	28.254	279.1	
5	1:57.433	33.506	32.925	22.825	28.177	279.8	
6	2:05.355	B	33.373	32.991	23.038	35.953	276.9
7	11:10.893		9:46.082	33.363	23.054	28.394	277.6

10 Tommaso MARCON ITA
MMR KALEX TRIUMPH

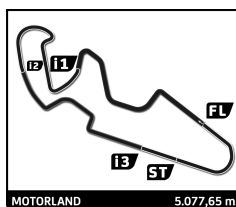
1	3:05.833	1:38.286	35.279	23.688	28.580	270.7	
2	1:59.455	34.364	33.536	23.074	28.481	272.0	
3	1:58.279	33.670	33.491	22.861	28.257	273.4	
4	1:57.137	33.393	32.984	22.688	28.072	274.1	
5	2:11.836	B	38.278	34.203	24.393	34.962	271.4
6	7:21.998		5:53.973	35.773	23.748	28.504	271.4
7	2:00.234	36.140	33.271	22.749	28.074	273.4	
8	1:56.487	33.209	32.798	22.408	28.072	273.4	
9	1:56.616	33.162	32.744	22.681	28.029	273.4	
10	1:58.242	33.944	32.843	22.612	28.843	272.0	
11	1:55.851	33.246	32.601	22.228	27.776	277.6	
12	1:55.753	33.043	32.580	22.343	27.787	276.9	
13	1:55.600	33.105	32.517	22.180	27.798	276.9	
14	2:05.678	36.427	35.872	25.218	28.161	274.8	
15	2:00.430	33.312	33.167	24.313	29.638	266.7	
16	2:13.358	B	35.677	34.712	26.736	36.233	270.0
17	3:25.357		1:48.435	42.157	24.978	29.787	268.0

98 David SANCHÍS ESP
MVAGUSTA FORWARD JUNIOR TEAM MVAGUSTA

1	3:06.315	B	1:28.589	34.477	24.484	38.765	252.3
2	8:32.139		7:06.315	34.637	22.747	28.440	269.3
3	1:56.618	33.343	32.762	22.301	28.212	267.3	
4	1:56.355	33.145	32.749	22.092	28.369	266.7	
5	1:56.167	32.992	32.501	22.192	28.482	269.3	
6	1:56.379	32.911	32.811	22.192	28.465	266.0	
7	2:07.127	B	33.119	34.377	23.082	36.549	261.5
8	11:04.755		9:40.284	33.658	22.543	28.270	267.3
9	1:55.897	33.014	32.734	22.104	28.045	271.4	
10	1:57.597	32.898	32.790	23.644	28.265	268.7	
11	1:56.060	32.897	32.625	22.290	28.248	267.3	
12	1:55.972	32.880	32.763	22.051	28.278	268.0	

13 Mattia RATO ITA
MMR KALEX TRIUMPH

1	3:57.108	2:32.400	33.216	23.443	28.049	275.5	
2	1:56.582	33.305	32.604	22.542	28.131	274.8	
3	1:57.379	33.364	33.285	22.607	28.123	274.1	
4	1:57.367	33.554	32.669	22.504	28.640	273.4	
5	2:08.089	B	36.710	33.600	23.139	34.640	273.4
6	9:29.309		8:05.256	33.038	22.721	28.294	272.0
7	1:56.927	33.492	32.798	22.496	28.141	273.4	
8	1:56.381	33.318	32.490	22.464	28.109	274.1	
9	1:56.239	33.253	32.495	22.378	28.113	274.1	
10	2:01.973	37.215	33.731	22.843	28.184	272.0	
11	1:56.713	33.489	32.643	22.468	28.113	273.4	
12	1:56.529	33.258	32.666	22.446	28.159	274.1	
13	2:06.532	B	34.494	33.434	23.373	35.231	271.4



Moto2 ECh

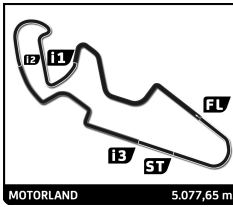
Finetwork FIM JuniorGP Motorland

Free Practice 1

Sector Analysis

— Invalidated Lap ■ Personal Best ■ Session Best B Crossing the pit lane

Lap	Time	Sector 1	Sector 2	Sector 3	Sector 4	T.Sp	Lap	Time	Sector 1	Sector 2	Sector 3	Sector 4	T.Sp
14	4:29.180	3:01.871	35.618	23.215	28.476	270.7	5	1:58.350	33.513	33.336	22.667	28.834	255.9
15	1:58.683	33.999	33.159	22.954	28.571	271.4	6	1:58.026	33.450	33.173	22.602	28.801	257.1
23	Eduardo MONTERO					ESP	7	1:57.756	33.355	33.032	22.544	28.825	254.7
	MOONPHARM KIEFER RACING					KTM TRIUMPH	8	2:17.532 B	41.603	34.138	23.408	38.383	248.8
1	2:51.211	1:20.366	37.652	24.073	29.120	272.0	9	6:53.542	5:27.196	34.246	23.063	29.037	255.3
2	2:05.205	37.483	34.911	23.951	28.860	272.7	10	1:57.811	33.348	33.142	22.497	28.824	255.9
3	1:59.813	34.518	33.845	22.950	28.500	272.0	11	1:57.752	33.375	33.127	22.529	28.721	256.5
4	1:59.766	34.744	33.740	22.778	28.504	272.7	12	1:57.230	33.232	32.968	22.383	28.647	256.5
5	1:58.926	34.085	33.665	22.758	28.418	272.7	13	1:57.057	33.204	32.889	22.301	28.663	257.1
6	2:09.499 B	34.813	34.419	23.594	36.673	272.0	17	Dani MUÑOZ					ESP
7	13:34.869	...	34.331	22.733	28.445	272.0		FIFTY MOTORSPORT					YAMAHA
8	1:58.031	33.886	33.223	22.484	28.438	274.1	1	2:47.022	1:20.697	34.075	22.656	29.594	257.1
9	1:57.398	33.728	33.076	22.413	28.181	274.1	2	1:58.338	33.682	33.260	22.609	28.787	257.8
10	1:56.653	33.413	32.931	22.249	28.060	274.8	3	1:57.927	33.294	33.005	22.715	28.913	260.2
11	1:57.717	33.381	33.713	22.385	28.238	273.4	4	1:57.920	33.218	33.154	22.736	28.812	257.1
12	1:56.840	33.357	33.001	22.319	28.163	274.1	5	1:57.855	33.227	33.277	22.461	28.890	256.5
13	1:56.586	33.248	32.815	22.280	28.243	272.0	6	2:09.562 B	38.446	33.405	22.769	34.942	254.1
14	2:04.487	33.412	39.056	23.532	28.487	272.7	7	10:25.149	8:56.996	34.175	23.267	30.711	248.8
38	Juan RODRIGUEZ					ESP	8	1:57.403	33.276	32.959	22.268	28.900	254.7
	CUNA CAMPEONES					YAMAHA	9	1:57.306	33.139	32.919	22.479	28.769	256.5
1	2:38.648	1:11.836	34.361	23.266	29.185	252.9	10	1:57.116	32.981	32.983	22.392	28.760	256.5
2	1:57.951	33.610	33.104	22.403	28.834	257.1	11	1:57.587	33.151	33.133	22.446	28.857	255.9
3	1:57.554	33.716	32.834	22.305	28.699	257.8	12	1:57.316	32.976	33.057	22.503	28.780	255.9
4	1:57.529	33.081	33.034	22.325	29.089	258.4	13	1:57.694	33.179	33.061	22.520	28.934	255.9
5	1:56.986	33.141	32.812	22.344	28.689	256.5	14	1:57.652	33.185	33.149	22.412	28.906	255.9
6	1:57.261	33.095	32.785	22.543	28.838	257.1	15	1:57.370	33.050	33.009	22.404	28.907	255.3
7	2:11.015 B	36.459	33.746	23.582	37.228	251.2	16	1:57.177	33.028	32.871	22.408	28.870	256.5
8	21:05.186	...	34.249	22.890	29.164	252.9	12	Alex RUIZ					ESP
9	1:57.552	33.393	33.034	22.277	28.848	254.1		FAU55 TEY RACING					YAMAHA
10	1:56.749	33.133	32.691	22.173	28.752	254.1	1	2:02.917	35.587	34.580	23.358	29.392	251.7
11	2:01.081	36.395	33.458	22.514	28.714	257.8	2	2:00.741	35.010	33.746	22.883	29.102	254.1
32	Kyle PAZ					PHL	3	2:00.075	34.183	33.720	23.161	29.011	252.3
	YAMAHA PHILIPPINES STYLOBIKE RAC					KALEX TRIUMPH	4	1:58.720	33.904	33.249	22.618	28.949	253.5
1	2:53.389	1:25.482	35.173	23.789	28.945	274.1	5	2:13.783 B	39.831	33.880	23.478	36.594	251.7
2	1:59.497	34.480	33.414	23.004	28.599	275.5	6	10:57.128	9:32.410	33.276	22.590	28.852	254.1
3	1:59.844	34.264	34.319	22.795	28.466	274.1	7	2:00.688	33.709	32.970	22.526	31.483	254.7
4	2:09.492	33.945	40.627	26.407	28.513	274.8	8	1:57.768	33.973	32.906	22.245	28.644	255.3
5	2:11.802 B	35.336	34.687	23.337	38.442	190.5	9	1:57.356	33.422	32.907	22.346	28.681	255.9
6	10:52.052	9:26.675	33.967	22.942	28.468	272.0	10	2:18.689 B	37.595	34.783	30.184	36.127	251.7
7	1:57.534	33.718	33.052	22.566	28.198	274.1	11	6:48.186	5:21.924	34.951	22.642	28.669	256.5
8	1:57.013	33.601	32.784	22.504	28.124	276.2	12	1:58.143	33.795	33.129	22.487	28.732	255.3
9	1:57.818	33.658	33.009	22.657	28.494	272.7	13	1:58.683	33.686	33.038	22.785	29.174	253.5
10	1:57.846	33.761	33.213	22.616	28.256	274.8	73	Dino IOZZO					ITA
11	1:57.060	33.595	32.873	22.397	28.195	274.8		IUM MOTORSPORTS					YAMAHA
12	1:56.981	33.427	32.747	22.601	28.206	276.2	1	2:05.574	36.999	34.628	24.386	29.561	259.6
13	1:56.753	33.483	32.860	22.429	27.981	276.9	2	2:02.201	34.990	34.500	23.487	29.224	259.6
14	2:09.580 B	38.570	33.212	22.779	35.019	269.3	3	2:00.044	34.249	33.680	22.811	29.304	257.8
8	Marco TAPIA					ESP	4	1:59.493	34.086	33.378	22.819	29.210	257.1
	EASYRACE TEAM					YAMAHA	5	2:03.076	34.037	34.093	25.643	29.303	257.1
1	3:00.491 B	1:09.861	48.432	24.369	37.829	249.4	6	1:59.993	34.251	33.606	22.817	29.319	255.9
2	10:16.281	8:49.953	33.980	23.154	29.194	254.1	7	1:59.123	33.881	33.400	22.706	29.136	257.1
3	1:59.092	33.871	33.468	22.737	29.016	254.7	8	2:09.321 B	34.739	34.598	23.186	36.798	253.5
4	1:58.854	33.716	33.360	22.821	28.957	254.7	9	10:16.246	8:50.677	33.653	22.815	29.101	257.1
							10	1:58.860	33.945	33.238	22.495	29.182	255.3



Moto2 ECh

Finetwork FIM JuniorGP Motorland

Free Practice 1

Sector Analysis

— Invalidated Lap ■ Personal Best ■ Session Best B Crossing the pit lane

Lap	Time	Sector 1	Sector 2	Sector 3	Sector 4	T.Sp	Lap	Time	Sector 1	Sector 2	Sector 3	Sector 4	T.Sp
11	1:58.566	33.643	33.329	22.575	29.019	257.8	6	1:59.288	34.015	33.375	22.598	29.300	251.2
12	1:58.186	33.374	33.121	22.630	29.061	257.1	7	2:06.820	39.020	34.713	23.363	29.724	249.4
13	1:59.744	33.715	34.254	22.725	29.050	257.1	8	1:59.715	34.273	33.434	22.699	29.309	249.4
14	2:00.337	33.543	33.233	24.467	29.094	257.1	9	2:12.576	35.466	35.032	23.862	38.216	245.5
15	1:57.993	33.386	33.151	22.433	29.023	257.1	10	11:29.878	...	35.566	23.212	29.338	250.0
16	2:02.184	36.112	34.026	22.721	29.325	254.7	11	1:59.595	33.936	33.673	22.772	29.214	251.2

30 Pasquale ALFANO

ITA

CARDOSO RACING

YAMAHA

1	32:00.066	...	33.607	22.782	29.294	254.1
2	1:58.602	33.614	33.242	22.604	29.142	254.1
3	1:58.280	33.624	33.195	22.499	28.962	254.7
4	1:58.340	33.564	33.280	22.471	29.025	254.1
5	1:58.045	33.567	33.097	22.475	28.906	255.3
6	1:59.023	33.429	33.060	23.171	29.363	257.1

44 Kevin ORGIS

DEU

AVINTIA JUNIOR TEAM

KALEX TRIUMPH

1	7:09.884	5:42.235	35.322	23.435	28.892	274.8	
2	1:59.644	34.415	33.888	22.825	28.516	276.2	
3	2:06.162	B	34.334	33.865	22.753	35.210	277.6
4	9:28.629	8:02.610	34.232	23.043	28.744	274.1	
5	1:59.364	34.093	33.737	22.944	28.590	275.5	
6	1:58.836	34.122	33.510	22.759	28.445	276.2	
7	2:05.126	39.234	34.493	22.840	28.559	276.2	
8	2:11.496	B	36.793	35.589	23.441	35.673	274.8
9	6:21.676	4:55.575	34.471	23.024	28.606	275.5	
10	2:00.715	33.935	33.857	24.407	28.516	277.6	
11	1:59.973	33.765	34.566	23.011	28.631	276.9	
12	1:58.701	33.689	33.818	22.788	28.406	276.9	

16 Jamie DAVIS

GBR

FIFTY MOTORSPORT

KALEX

1	4:15.617	2:47.439	35.613	23.392	29.173	257.8	
2	2:00.860	34.483	33.879	23.419	29.079	258.4	
3	1:59.593	34.115	33.569	22.964	28.945	258.4	
4	1:59.069	33.904	33.471	22.912	28.782	262.8	
5	2:14.639	B	42.372	33.890	23.044	35.333	256.5
6	9:13.862	7:47.693	33.921	23.147	29.101	255.9	
7	1:59.902	34.382	33.556	22.979	28.985	257.1	
8	1:59.679	34.090	33.559	22.993	29.037	257.8	
9	1:59.259	34.047	33.384	22.852	28.976	255.3	
10	1:59.094	33.925	33.367	22.841	28.961	257.8	
11	1:58.841	33.960	33.258	22.777	28.846	257.8	
12	2:05.926	40.206	33.854	22.905	28.961	257.1	
13	1:59.204	33.939	33.608	22.821	28.836	258.4	
14	1:59.067	33.838	33.449	22.858	28.922	257.8	
15	1:59.091	33.968	33.361	22.934	28.828	259.0	
16	2:07.750	42.354	33.521	22.955	28.920	259.0	

88 Nicolas CHRIS CZYBA

DEU

H43 TEAM NOBBY

YAMAHA

1	2:50.430	1:21.065	35.425	24.062	29.878	249.4
2	2:01.588	34.777	34.232	22.971	29.608	251.2
3	2:01.979	34.438	34.952	23.112	29.477	251.7
4	2:00.646	34.533	33.748	22.852	29.513	248.8
5	1:59.670	34.128	33.466	22.736	29.340	250.6

91 Mihail FLOROV

BGR

AVINTIA JUNIOR TEAM

YAMAHA

1	2:29.402	1:00.629	35.131	23.810	29.832	247.7	
2	2:06.749	39.765	34.119	23.125	29.740	245.5	
3	1:59.610	34.299	33.295	22.636	29.380	251.2	
4	1:59.180	33.837	33.259	22.645	29.439	247.7	
5	2:06.120	B	34.266	33.425	22.551	35.878	247.7
6	3:14.339	1:46.889	34.520	23.083	29.847	243.2	
7	2:01.490	34.555	34.165	22.856	29.914	244.9	
8	1:59.972	33.946	33.648	22.633	29.745	245.5	
9	2:14.031	B	34.051	39.508	24.264	36.208	243.8
10	6:45.855	5:19.005	33.949	23.267	29.634	247.1	
11	2:00.205	34.469	33.485	22.685	29.566	247.1	
12	1:59.490	33.757	33.433	22.682	29.618	246.0	
13	2:06.188	34.830	38.690	22.906	29.762	247.1	
14	1:59.426	33.840	33.513	22.650	29.423	247.7	
15	1:59.627	33.797	33.542	22.702	29.586	246.0	
16	1:59.221	33.716	33.361	22.676	29.468	246.0	
17	2:16.842	B	36.067	37.757	24.735	38.283	243.8

90 Freddie HEINRICH

DEU

FAU55 TEY RACING

YAMAHA

1	2:07.719	38.183	35.512	24.079	29.945	254.1	
2	2:02.351	35.273	34.198	23.328	29.552	255.3	
3	2:01.806	35.001	33.998	23.297	29.510	254.7	
4	2:02.356	34.055	34.385	24.171	29.745	251.7	
5	2:01.164	34.508	33.999	23.093	29.564	254.1	
6	2:08.556	B	34.230	33.815	23.641	36.870	252.9
7	14:39.554	...	35.070	23.207	29.381	251.7	
8	1:59.845	34.345	33.480	22.806	29.214	252.9	
9	2:02.833	35.721	34.420	23.400	29.292	262.1	
10	1:59.279	33.791	33.396	22.856	29.236	252.9	
11	1:59.204	33.778	33.484	22.820	29.122	254.1	
12	1:59.404	33.874	33.459	22.761	29.310	254.1	
13	2:27.730	39.902	51.515	26.342	29.971	251.2	
14	2:02.319	35.678	34.049	23.291	29.301	254.7	

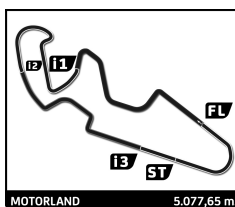
6 Jacopo HOSCIUC

ROU

AVINTIA JUNIOR TEAM

YAMAHA

1	2:28.936	1:01.038	35.189	23.528	29.181	254.1
2	2:00.141	34.041	33.687	23.147	29.266	259.6
3	2:00.318	34.439	33.882	22.654	29.343	251.2
4	2:02.469	33.886	33.930	23.995	30.658	244.3
5	2:00.000	33.960	33.806	22.846	29.388	250.6
6	2:00.074	34.095	33.876	22.817	29.286	252.3
7	2:00.003	34.266	33.869	22.712	29.156	252.3



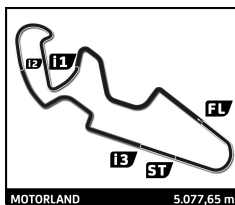
Moto2 ECh

Finetwork FIM JuniorGP Motorland

Free Practice 1

Sector Analysis

_ Invalidated Lap							■ Personal Best	■ Session Best	B Crossing the pit lane						
Lap	Time	Sector 1	Sector 2	Sector 3	Sector 4	T.Spd	Lap	Time	Sector 1	Sector 2	Sector 3	Sector 4	T.Spd		
8	2:13.250B	35.826	35.246	23.887	38.291	243.2	5	2:17.358B	37.472	36.166	23.724	39.996	261.5		
9	7:59.851	6:28.045	34.625	27.332	29.849	247.1	6	11:26.713	9:56.668	35.723	25.028	29.294	273.4		
10	2:00.044	34.213	33.738	22.827	29.266	252.3	19 Ryan VAN DE LAGEMAAT NLD								
11	2:13.111	39.720	40.962	23.063	29.366	251.7	QNIUM RACING YAMAHA								
9 Charles AUBRIE FRA							1 2:10.514 40.204 36.153 24.029 30.128 258.4								
JEG RACING KALEX TRIUMPH							2 2:03.695 35.383 34.778 23.565 29.969 256.5								
1	2:25.540	54.889	36.708	24.196	29.747	270.7	3 2:03.100 34.991 34.678 23.773 29.658 261.5								
2	2:03.110	35.296	34.736	24.090	28.988	274.8	4 2:02.264 34.648 34.352 23.351 29.913 259.6								
3	2:01.304	34.727	34.470	23.322	28.785	275.5	5 2:02.600 34.678 34.406 23.614 29.902 257.8								
4	2:02.029	34.644	34.350	23.725	29.310	272.0	6 2:04.905 34.614 36.728 23.455 30.108 254.1								
5	2:01.094	35.059	34.110	23.304	28.621	276.9	7 2:11.122B 34.378 34.386 23.645 38.713 251.7								
6	2:00.573	34.638	33.897	23.235	28.803	276.9	8 13:29.959 ... 35.921 23.675 31.849 245.5								
7	2:00.572	34.422	34.157	23.183	28.810	274.8	9 2:08.582 35.134 35.589 24.039 33.820 218.2								
8	2:00.753	34.383	34.048	23.228	29.094	274.1	10 2:04.728 37.654 34.259 23.191 29.624 260.2								
9	2:08.686B	34.723	34.291	23.749	35.923	274.1	11 2:01.718 34.368 34.367 23.338 29.645 259.6								
10	9:12.007	7:44.721	34.561	23.643	29.082	272.7	12 2:08.139 34.629 38.492 23.383 31.635 234.3								
11	2:02.570	36.026	34.385	23.295	28.864	274.1	13 2:02.346 35.205 34.188 23.209 29.744 257.8								
12	2:01.535	34.890	33.972	23.768	28.905	272.7	14 2:01.187 34.571 34.030 23.012 29.574 258.4								
13	2:00.260	34.645	33.707	23.218	28.690	274.1	51 Angelo TAGLIARINI ITA								
14	2:00.476	34.479	33.805	23.350	28.842	274.1	DODICI MOTORSPORT RACING TEAM BOSCOSCURO TRIUMPH								
15	2:00.399	34.426	33.882	23.283	28.808	276.2	1 2:06.181 37.846 35.510 24.105 28.720 275.5								
16	2:00.044	34.261	33.692	23.241	28.850	274.8	2 2:02.140 34.983 34.503 23.879 28.775 276.2								
86 Kylian NESTOLA ITA							3 2:01.914 34.798 34.426 23.866 28.824 276.2								
FAU55 TEY RACING YAMAHA							4 2:16.928B 35.152 34.723 24.223 42.830 114.3								
1	2:05.198	35.475	35.586	24.026	30.111	254.7	5 9:53.384 8:24.873 35.512 24.071 28.928 272.0								
2	2:02.862	35.116	34.415	23.576	29.755	254.1	6 2:02.513 35.253 34.745 23.714 28.801 272.0								
3	2:01.736	34.661	34.129	23.385	29.561	254.7	7 2:10.089B 35.642 35.005 24.142 35.300 265.4								
4	2:02.136	34.869	34.215	23.430	29.622	253.5	8 14:44.378 ... 35.618 24.051 29.053 270.7								
5	2:01.506	34.615	34.054	23.325	29.512	255.9	9 2:01.991 34.999 34.720 23.554 28.718 272.0								
6	2:12.782B	34.833	34.485	24.159	39.305	243.2	10 2:01.885 34.827 34.527 23.843 28.688 273.4								
7	8:52.322	7:24.719	34.564	23.470	29.569	253.5	70 Miguel SANTIAGO DUARTE PRT								
8	2:01.530	34.824	33.978	23.238	29.490	253.5	MS RACING JUNIOR YAMAHA								
9	2:00.985	34.433	33.878	23.381	29.293	255.3	1 2:44.791 1:12.333 36.701 25.016 30.741 256.5								
10	2:00.497	34.134	33.810	23.082	29.471	254.1	2 2:05.990 35.816 35.623 24.194 30.357 254.7								
11	2:02.943	34.860	34.288	24.114	29.681	252.3	3 2:04.970 35.536 35.165 24.275 29.994 259.6								
12	2:01.341	34.565	33.952	23.354	29.470	252.9	4 2:04.168 35.038 35.157 24.053 29.920 257.1								
13	2:00.496	34.230	33.783	23.125	29.358	252.9	5 2:16.676 39.926 41.987 24.609 30.154 256.5								
14	2:00.334	34.255	33.816	22.950	29.313	254.1	6 2:04.025 35.160 34.879 24.124 29.862 259.0								
15	2:00.633	34.249	33.821	23.214	29.349	253.5	7 2:03.979 35.298 35.026 23.875 29.780 257.8								
16	2:00.591	34.199	33.839	23.262	29.291	253.5	8 2:03.606 34.953 34.849 23.826 29.978 257.1								
17	2:00.123	34.129	33.841	22.931	29.222	254.1	9 2:20.863B 38.410 37.616 25.557 39.280 244.9								
37 Corey TINKER GBR							10 6:43.651 5:00.054 36.758 35.973 30.866 254.1								
EASYPACE TEAM KALEX							7 Zech DZEGEDE USA								
1	2:39.820	1:11.875	34.874	23.393	29.678	255.9	EASYPACE TEAM YAMAHA								
2	2:02.121	34.684	34.223	23.381	29.833	254.7	1 2:47.462 1:13.964 37.490 25.018 30.990 248.3								
3	2:01.278	34.446	33.973	23.322	29.537	257.1	2 2:13.058 37.012 35.845 29.474 30.727 250.0								
4	2:00.245	33.979	33.634	23.083	29.549	256.5	3 2:23.184 36.621 35.471 39.502 31.590 248.8								
56 Nicola GIANICO ITA							4 2:08.121 37.180 36.261 24.371 30.309 251.2								
YAMAHA PHILIPPINES STYLOBIKE RAC KALEX							5 2:06.728 36.562 35.442 24.304 30.420 250.0								
1	3:47.879	2:18.661	36.304	23.775	29.139	273.4	6 2:14.571 43.854 35.625 24.339 30.753 252.3								
2	2:02.486	35.369	34.773	23.177	29.167	274.8	7 2:07.334 36.680 35.696 24.415 30.543 251.2								
3	2:01.505	34.830	34.390	23.152	29.133	274.1	8 2:06.912 36.300 35.434 24.447 30.731 250.0								
4	2:00.570	34.554	33.949	22.892	29.175	276.9	9 2:30.873B 44.380 35.960 33.782 36.751 250.6								



Moto2 ECh

Finetwork FIM JuniorGP Motorland

Free Practice 1

Sector Analysis

— Invalidated Lap ■ Personal Best ■ Session Best B Crossing the pit lane

Lap	Time	Sector 1	Sector 2	Sector 3	Sector 4	T.Sp	Lap	Time	Sector 1	Sector 2	Sector 3	Sector 4	T.Sp
10	9:43.104	8:11.033	36.216	25.198	30.657	251.2							
11	2:05.970	36.182	35.473	24.106	30.209	248.8							
12	2:05.518	35.753	35.406	24.219	30.140	253.5							
13	2:05.869	35.828	35.057	24.385	30.599	251.2							
14	2:05.357	35.837	35.101	23.906	30.513	251.7							
15	2:11.720	36.288	40.543	24.297	30.592	251.2							