

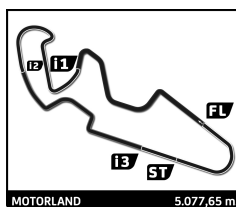
JuniorGP

Finetwork FIM JuniorGP Motorland

Qualifying Practice 2

Sector Analysis

| _ Invalidated Lap | | | | | | | ■ Personal Best | | | | | | | ■ Session Best | | | | | | | B Crossing the pit lane | | | | | | | | | | | | | | | | | | | | | | | | | | | | | | | | | | | | | | | | | | | | | | | | | | | | | | | | | | | | | | | | | | | | | | | | | | | | | | | | | | | | | | | | | | | |
|-------------------|------------------------|----------|----------|----------|----------|-------|-----------------|----------|------------|----------|----------|----------|--------|----------------|----------|-------------|----------|----------|----------|--------|-------------------------|----------|----------|----------|----------|---------------|---------------|-------|----------|----------|--------|--------|--------|--------|-------|----------|----------|---------------|--------|---------------|--------|-------|----------|-----------------|---------------|---------------|--------|---------------|-------|------------|----------|--------|--------|--------|--------|-------|-----------|------------|--------|--------|--------|--------|-------|----------|------------|--------|--------|---------------|--------|-------|----------|-----------|---------------|--------|--------|--------|-------|-----------------|-----------------|--------|---------------|---------------|---------------|-------|-----------------|-----------------|---------------|---------------|--------|---------------|-------|----|----------|---------------|--------|---------------|--------|-------|----|----------|--------|--------|--------|--------|-------|----|----------|--------|--------|--------|--------|-------|
| Lap | Time | Sector 1 | Sector 2 | Sector 3 | Sector 4 | T.Spd | Lap | Time | Sector 1 | Sector 2 | Sector 3 | Sector 4 | T.Spd | Lap | Time | Sector 1 | Sector 2 | Sector 3 | Sector 4 | T.Spd | Lap | Time | Sector 1 | Sector 2 | Sector 3 | Sector 4 | T.Spd | | | | | | | | | | | | | | | | | | | | | | | | | | | | | | | | | | | | | | | | | | | | | | | | | | | | | | | | | | | | | | | | | | | | | | | | | | | | | | | | | | | | | |
| 14 | Cormac BUCHANAN | | | | | | NZL | 6 | 2:06.802 B | 34.136 | 33.708 | 22.836 | 36.122 | 225.9 | 7 | 19:10.478 B | ... | 36.349 | 24.031 | 36.482 | 220.9 | 8 | 2:15.360 | 49.033 | 33.539 | 22.316 | 30.472 | 228.8 | 9 | 1:59.107 | 33.425 | 33.152 | 22.109 | 30.421 | 230.8 | 10 | 1:58.928 | 33.268 | 33.161 | 22.028 | 30.471 | 229.3 | 11 | 1:58.801 | 33.269 | 33.083 | 22.152 | 30.297 | 234.8 | | | | | | | | | | | | | | | | | | | | | | | | | | | | | | | | | | | | | | | | | | | | | | | | | | | | | | | | | | | | | | | |
| AGR TEAM | | | | | | | KTM | | | | | | | IT A | | | | | | | HUSQVARNA | | | | | | | | | | | | | | | | | | | | | | | | | | | | | | | | | | | | | | | | | | | | | | | | | | | | | | | | | | | | | | | | | | | | | | | | | | | | | | | | | | | | | | | | | | | |
| 1 | 2:44.161 | 1:15.735 | 34.449 | 22.894 | 31.083 | 226.4 | 1 | 2:27.041 | 57.111 | 34.953 | 23.349 | 31.628 | 219.5 | 2 | 2:01.300 | 34.033 | 33.624 | 22.901 | 30.742 | 228.8 | 3 | 2:01.333 | 34.058 | 33.847 | 22.593 | 30.835 | 225.0 | 4 | 2:01.004 | 34.041 | 33.701 | 22.505 | 30.757 | 226.9 | 5 | 2:00.896 | 33.888 | 33.656 | 22.466 | 30.886 | 225.0 | 6 | 2:06.061 | 34.013 | 37.626 | 22.931 | 31.491 | 220.4 | 7 | 2:07.763 B | 34.094 | 33.896 | 23.054 | 36.719 | 220.0 | 8 | 17:55.864 | ... | 38.917 | 32.008 | 31.141 | 224.5 | 9 | 1:59.428 | 33.730 | 33.252 | 22.470 | 29.976 | 236.8 | 10 | 1:59.047 | 33.563 | 33.135 | 22.295 | 30.054 | 233.3 | 11 | 2:04.773 | 37.363 | 34.589 | 22.379 | 30.442 | 230.3 | 12 | 1:58.848 | 33.367 | 33.244 | 22.096 | 30.141 | 231.8 | | | | | | | | | | | | | | | | | | | | | | |
| 7 | Filippo FARIOLI | | | | | | ITA | 10 | 2:08.550 B | 34.293 | 34.474 | 22.962 | 36.821 | 211.4 | 11 | 7:21.743 | 5:24.897 | 48.478 | 36.911 | 31.457 | 221.3 | 12 | 1:58.796 | 33.783 | 33.134 | 22.104 | 29.775 | 240.0 | 13 | 2:04.276 | 33.813 | 36.704 | 22.671 | 31.088 | 218.2 | 14 | 1:58.847 | 33.443 | 33.106 | 22.237 | 30.061 | 234.8 | 15 | 1:58.661 | 33.419 | 32.952 | 22.337 | 29.953 | 241.1 | | | | | | | | | | | | | | | | | | | | | | | | | | | | | | | | | | | | | | | | | | | | | | | | | | | | | | | | | | | | | | | |
| ASPAR JUNIOR TEAM | | | | | | | GAS GAS | | | | | | | ESP | | | | | | | HONDA | | | | | | | | | | | | | | | | | | | | | | | | | | | | | | | | | | | | | | | | | | | | | | | | | | | | | | | | | | | | | | | | | | | | | | | | | | | | | | | | | | | | | | | | | | | |
| 11 | Adrián CRUCES | | | | | | ESP | 1 | 2:36.445 | 1:04.928 | 34.399 | 23.537 | 33.581 | 192.9 | 2 | 2:00.645 | 33.872 | 33.705 | 22.310 | 30.758 | 227.4 | 3 | 2:06.388 | 35.830 | 37.547 | 22.493 | 30.518 | 231.3 | 4 | 2:00.609 | 33.828 | 33.597 | 22.645 | 30.539 | 233.8 | 5 | 1:59.591 | 33.889 | 33.216 | 22.151 | 30.335 | 234.3 | 6 | 1:59.627 | 33.684 | 33.584 | 22.044 | 30.315 | 231.8 | 7 | 1:59.477 | 33.624 | 33.388 | 22.161 | 30.304 | 232.8 | 8 | 2:09.427 B | 35.334 | 34.342 | 22.685 | 37.066 | 225.5 | 9 | 15:45.945 | ... | 47.197 | 35.194 | 30.589 | 234.8 | 10 | 2:00.568 | 34.184 | 33.540 | 22.281 | 30.563 | 228.8 | 11 | 1:58.719 | 33.603 | 33.048 | 22.010 | 30.058 | 236.3 | 12 | 2:00.272 | 33.593 | 33.447 | 22.578 | 30.654 | 230.8 | 13 | 2:02.363 | 33.779 | 33.597 | 22.827 | 32.160 | 218.6 | | | | | | | | | | | | | | |
| CUNA DE CAMPEONES | | | | | | | KTM | | | | | | | MYS | | | | | | | HONDA | | | | | | | | | | | | | | | | | | | | | | | | | | | | | | | | | | | | | | | | | | | | | | | | | | | | | | | | | | | | | | | | | | | | | | | | | | | | | | | | | | | | | | | | | | | |
| 95 | Collin VEIJER | | | | | | NLD | 1 | 2:39.005 | 1:03.000 | 35.130 | 23.702 | 37.173 | 190.1 | 2 | 2:02.303 | 34.678 | 33.775 | 23.263 | 30.587 | 231.8 | 3 | 2:00.294 | 33.973 | 33.529 | 22.467 | 30.325 | 232.3 | 4 | 2:00.480 | 33.778 | 33.680 | 22.744 | 30.278 | 236.8 | 5 | 2:00.338 | 33.851 | 33.440 | 22.513 | 30.534 | 229.3 | 6 | 2:00.596 | 34.095 | 33.455 | 22.491 | 30.555 | 229.3 | 7 | 2:00.011 | 33.825 | 33.539 | 22.340 | 30.307 | 235.8 | 8 | 2:04.894 | 34.592 | 36.645 | 22.733 | 30.924 | 229.3 | 9 | 2:14.605 B | 34.514 | 34.538 | 23.835 | 41.718 | 210.1 | 10 | 11:19.255 | 9:43.993 | 41.099 | 23.421 | 30.742 | 230.8 | 11 | 2:14.851 | 33.744 | 36.572 | 34.257 | 30.278 | 234.8 | 12 | 1:58.906 | 33.649 | 33.113 | 22.190 | 29.954 | 233.3 | 13 | 1:59.132 | 33.467 | 33.205 | 22.100 | 30.360 | 231.3 | 14 | 2:18.454 | 35.599 | 49.909 | 22.504 | 30.442 | 231.3 | 15 | 2:01.265 | 35.043 | 33.524 | 22.315 | 30.383 | 230.3 |
| AGR TEAM | | | | | | | KTM | | | | | | | MYS | | | | | | | HONDA | | | | | | | | | | | | | | | | | | | | | | | | | | | | | | | | | | | | | | | | | | | | | | | | | | | | | | | | | | | | | | | | | | | | | | | | | | | | | | | | | | | | | | | | | | | |



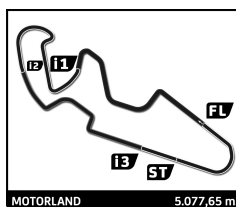
JuniorGP

Finetwork FIM JuniorGP Motorland

Qualifying Practice 2

Sector Analysis

| _ Invalidated Lap | | | | | | | ■ Personal Best | | | | | | | ■ Session Best | | | | | | | B Crossing the pit lane | | | | | | | | | | | | | | | | | | | | | | | | | | | | | | | | | | | | | | | | | | | | | | | | | | | | | | | | | | | | | | | | | | | | | | | | | | | | | | | | | | | | | | | | | | | |
|-------------------|--------------------------|----------|----------|----------|----------|-------|-----------------|----------|----------|----------|----------|----------|--------|-------------------------|----------|------------|----------|----------|----------|--------|-------------------------|----------|-----------|----------|----------|----------|--------|-------|----------|----------|--------|--------|---------------|--------|-------|----------|----------|--------|--------|--------|--------|-------|----------|------------|--------|--------|--------|--------|-------|----------|----------|----------|--------|--------|---------------|-------|----------|-----------------|---------------|---------------|--------|--------|-------|------------|-------------|----------|--------|--------|--------|-------|-----------------|---------------|---------------|---------------|--------|--------|-------|----------|----------|----------|--------|--------|--------|-------|----------|-----------------|---------------|---------------|---------------|---------------|-------|----------|-----------------|---------------|---------------|---------------|---------------|-------|-----------------|-----------------|--------|---------------|---------------|--------|-------|----------|----------|--------|--------|--------|--------|-------|
| Lap | Time | Sector 1 | Sector 2 | Sector 3 | Sector 4 | T.Spd | Lap | Time | Sector 1 | Sector 2 | Sector 3 | Sector 4 | T.Spd | Lap | Time | Sector 1 | Sector 2 | Sector 3 | Sector 4 | T.Spd | Lap | Time | Sector 1 | Sector 2 | Sector 3 | Sector 4 | T.Spd | | | | | | | | | | | | | | | | | | | | | | | | | | | | | | | | | | | | | | | | | | | | | | | | | | | | | | | | | | | | | | | | | | | | | | | | | | | | | | | | | | | | | |
| 38 | David SALVADOR | | | | | | ESP | 5 | 1:59.977 | 33.760 | 33.657 | 22.264 | 30.296 | 232.8 | 6 | 2:07.778 B | 33.793 | 35.131 | 22.784 | 36.070 | 231.3 | 7 | 16:53.243 | ... | 34.962 | 23.404 | 30.521 | 230.3 | 8 | 2:11.284 | 33.672 | 35.960 | 30.772 | 30.880 | 232.8 | 9 | 2:00.260 | 33.802 | 33.573 | 22.430 | 30.455 | 233.8 | 10 | 2:03.415 | 36.490 | 34.093 | 22.374 | 30.458 | 231.3 | 11 | 2:06.021 | 33.601 | 33.632 | 28.609 | 30.179 | 235.3 | 12 | 1:59.386 | 33.524 | 33.354 | 22.327 | 30.181 | 237.9 | | | | | | | | | | | | | | | | | | | | | | | | | | | | | | | | | | | | | | | | | | | | | | | | | |
| LAGLISSE ACADEMY | | | | | | | HUSQVARNA | | | | | | | ASTRA HONDA RACING TEAM | | | | | | | HONDA | | | | | | | | | | | | | | | | | | | | | | | | | | | | | | | | | | | | | | | | | | | | | | | | | | | | | | | | | | | | | | | | | | | | | | | | | | | | | | | | | | | | | | | | | | | |
| 1 | 2:42.896 | 1:14.308 | 34.372 | 23.324 | 30.892 | 226.4 | 1 | 2:37.541 | 1:03.917 | 34.731 | 23.841 | 35.052 | 192.9 | 2 | 2:02.153 | 34.584 | 33.953 | 22.768 | 30.848 | 230.8 | 3 | 2:01.380 | 34.011 | 33.844 | 22.634 | 30.891 | 227.8 | 4 | 2:01.252 | 34.056 | 33.831 | 22.573 | 30.792 | 229.3 | 5 | 2:00.788 | 33.890 | 33.723 | 22.493 | 30.682 | 229.3 | 6 | 2:00.923 | 34.037 | 33.752 | 22.697 | 30.437 | 233.3 | 7 | 2:07.968 | 37.560 | 36.660 | 22.868 | 30.880 | 227.8 | 8 | 2:02.108 | 34.192 | 34.159 | 22.660 | 31.097 | 225.5 | 9 | 2:12.826 B | 35.482 | 35.870 | 23.514 | 37.960 | 226.4 | 10 | 1:59.081 | 33.579 | 33.253 | 21.961 | 30.288 | 230.8 | 11 | 2:09.467 | 34.652 | 36.803 | 25.423 | 32.589 | 224.5 | 12 | 2:00.369 | 33.966 | 33.515 | 22.405 | 30.483 | 234.8 | 13 | 2:05.303 | 38.828 | 33.848 | 22.412 | 30.215 | 236.3 | 14 | 1:59.579 | 33.400 | 33.539 | 22.296 | 30.344 | 231.8 | 15 | 2:10.998 | 41.812 | 35.985 | 22.683 | 30.518 | 230.3 | |
| 80 | David ALONSO | | | | | | COL | 1 | 3:13.696 | 1:39.363 | 38.936 | 24.636 | 30.761 | 229.3 | 2 | 2:00.720 | 33.803 | 33.860 | 22.356 | 30.701 | 228.3 | 3 | 2:00.914 | 34.202 | 33.736 | 22.417 | 30.559 | 228.8 | 4 | 2:02.565 | 35.999 | 33.731 | 22.469 | 30.366 | 232.3 | 5 | 2:00.196 | 33.674 | 33.726 | 22.299 | 30.497 | 229.8 | 6 | 2:08.300 B | 34.613 | 34.150 | 22.869 | 36.668 | 220.9 | 7 | 5:58.406 | 4:30.544 | 34.567 | 22.591 | 30.704 | 227.4 | 8 | 2:00.156 | 33.880 | 33.501 | 22.212 | 30.563 | 225.9 | 9 | 2:00.255 | 33.770 | 33.639 | 22.237 | 30.609 | 228.8 | 10 | 2:08.383 B | 33.888 | 33.973 | 22.518 | 38.004 | 225.5 | 11 | 7:02.902 | 5:26.966 | 37.293 | 28.212 | 30.431 | 230.8 | 12 | 2:05.478 | 36.268 | 36.427 | 22.520 | 30.263 | 230.3 | 13 | 1:58.940 | 33.468 | 33.333 | 22.294 | 29.845 | 235.8 | 14 | 1:59.107 | 33.620 | 33.630 | 22.011 | 29.846 | 236.3 | 15 | 1:59.747 | 33.699 | 33.442 | 22.364 | 30.242 | 231.8 |
| ASPAR JUNIOR TEAM | | | | | | | GAS GAS | | | | | | | HONDA RACING THAILAND | | | | | | | HONDA | | | | | | | | | | | | | | | | | | | | | | | | | | | | | | | | | | | | | | | | | | | | | | | | | | | | | | | | | | | | | | | | | | | | | | | | | | | | | | | | | | | | | | | | | | | |
| 63 | Azman SYARIFUDDIN | | | | | | MYS | 1 | 3:12.009 | 1:34.320 | 41.963 | 24.003 | 31.723 | 225.0 | 2 | 2:04.624 | 34.092 | 36.998 | 22.829 | 30.705 | 229.3 | 3 | 2:00.599 | 33.849 | 33.631 | 22.384 | 30.735 | 227.8 | 4 | 2:01.139 | 34.286 | 33.697 | 22.568 | 30.588 | 230.3 | 5 | 2:00.269 | 33.741 | 33.486 | 22.543 | 30.499 | 229.3 | 6 | 2:09.658 B | 34.189 | 34.277 | 24.540 | 36.652 | 230.8 | 7 | 5:24.967 | 3:50.201 | 39.257 | 23.889 | 31.620 | 221.3 | 8 | 2:09.206 B | 34.720 | 34.042 | 22.817 | 37.627 | 221.8 | 9 | 10:22.138 B | 8:45.489 | 35.844 | 23.535 | 37.270 | 208.5 | 10 | 3:15.977 | 1:37.324 | 44.670 | 23.441 | 30.542 | 231.3 | 11 | 2:03.020 | 33.833 | 35.499 | 22.778 | 30.910 | 221.8 | 12 | 1:59.405 | 33.529 | 33.144 | 22.431 | 30.301 | 235.8 | 13 | 1:59.349 | 33.506 | 33.257 | 22.086 | 30.500 | 228.8 | | | | | | | | | | | | | | |
| SIC RACING | | | | | | | HONDA | | | | | | | HONDA RACING THAILAND | | | | | | | HONDA | | | | | | | | | | | | | | | | | | | | | | | | | | | | | | | | | | | | | | | | | | | | | | | | | | | | | | | | | | | | | | | | | | | | | | | | | | | | | | | | | | | | | | | | | | | |
| 55 | Noah DETTWILER | | | | | | CHE | 1 | 2:37.521 | 1:06.431 | 34.239 | 22.789 | 34.062 | 177.3 | 2 | 2:02.362 | 34.784 | 33.914 | 22.846 | 30.818 | 232.3 | 3 | 2:01.367 | 34.284 | 33.827 | 22.502 | 30.754 | 230.8 | 4 | 2:01.295 | 34.034 | 33.721 | 22.982 | 30.558 | 232.8 | 5 | 2:00.793 | 34.068 | 33.660 | 22.678 | 30.387 | 233.8 | 6 | 2:00.847 | 34.347 | 33.590 | 22.502 | 30.408 | 231.8 | 7 | 2:00.748 | 33.953 | 33.631 | 22.663 | 30.501 | 230.8 | 8 | 2:07.803 B | 34.185 | 34.062 | 22.919 | 36.637 | 225.0 | 9 | 15:46.476 | ... | 43.267 | 31.524 | 31.726 | 224.1 | 10 | 2:00.221 | 34.040 | 33.513 | 22.428 | 30.240 | 232.3 | 11 | 2:00.569 | 33.907 | 33.688 | 22.303 | 30.671 | 224.1 | 12 | 1:59.732 | 33.825 | 33.455 | 22.212 | 30.240 | 234.8 | 13 | 2:00.220 | 33.732 | 33.698 | 22.648 | 30.142 | 232.8 | | | | | | | | | | | | | | |
| SIC 58. | | | | | | | HONDA | | | | | | | CUNA DE CAMPEONES | | | | | | | KTM | | | | | | | | | | | | | | | | | | | | | | | | | | | | | | | | | | | | | | | | | | | | | | | | | | | | | | | | | | | | | | | | | | | | | | | | | | | | | | | | | | | | | | | | | | | |
| 29 | Harrison VOIGHT | | | | | | AUS | 1 | 3:10.759 | 1:31.501 | 44.554 | 23.616 | 31.088 | 229.3 | 2 | 2:04.039 | 36.523 | 34.392 | 22.523 | 30.601 | 229.8 | 3 | 2:05.127 | 34.011 | 38.286 | 22.342 | 30.488 | 232.3 | 4 | 1:59.780 | 33.670 | 33.490 | 22.166 | 30.454 | 236.3 | | | | | | | | | | | | | | | | | | | | | | | | | | | | | | | | | | | | | | | | | | | | | | | | | | | | | | | | | | | | | | | | | | | | | | | | | | | | | |
| SIC RACING | | | | | | | HONDA | | | | | | | | | | | | | | | | | | | | | | | | | | | | | | | | | | | | | | | | | | | | | | | | | | | | | | | | | | | | | | | | | | | | | | | | | | | | | | | | | | | | | | | | | | | | | | | | | | | | | | | | | |



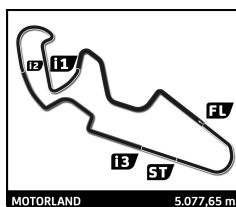
JuniorGP

Finetwork FIM JuniorGP Motorland

Qualifying Practice 2

Sector Analysis

| _ Invalidated Lap | | | | | | | ■ Personal Best | | | | | | | ■ Session Best | | | | | | | B Crossing the pit lane | | | | | | | | | | | | | | | | | | | | | | | | | | | | | | | | | | | | | | | | | | | | | | | | | | | | | | | | | | | | | | | | | | | | | | | | | | | | | | | | | | | | | | | | | | | | | | | | | | |
|---------------------------------|--------------------------|----------|----------|----------|----------|-------|-----------------|----------|----------|----------|----------|----------|--------|----------------|----------|----------|----------|----------|----------|--------|-------------------------|-----------|----------|----------|----------|----------|--------|-------|-----------------|----------|--------|--------|--------|--------|-------|-----------|----------|--------|--------|--------|--------|-------|-----------|-----------|--------|--------|--------|--------|-------|-----------|-----------|----------|--------|--------|--------|-------|-----------------|---------------|---------------|---------------|--------|--------|-------|-----------|-----------------|---------------|---------------|---------------|---------------|-------|-----------------|----------|---------------|--------|---------------|--------|-------|-----------|-----------------|---------------|---------------|---------------|---------------|-------|-----------------|---------------|----------|--------|---------------|--------|-------|----------|-----------------|--------|---------------|---------------|---------------|-------|----------|----------|---------------|--------|--------|--------|-------|----------|----------|---------------|--------|--------|--------|-------|----------|----------|--------|--------|--------|--------|-------|
| Lap | Time | Sector 1 | Sector 2 | Sector 3 | Sector 4 | T.Sp | Lap | Time | Sector 1 | Sector 2 | Sector 3 | Sector 4 | T.Sp | Lap | Time | Sector 1 | Sector 2 | Sector 3 | Sector 4 | T.Sp | Lap | Time | Sector 1 | Sector 2 | Sector 3 | Sector 4 | T.Sp | | | | | | | | | | | | | | | | | | | | | | | | | | | | | | | | | | | | | | | | | | | | | | | | | | | | | | | | | | | | | | | | | | | | | | | | | | | | | | | | | | | | | | | | | | | | |
| 12 | Jacob ROULSTONE | | | | | | AUS | 1 | 2:27.018 | 56.509 | 35.263 | 23.373 | 31.873 | 218.6 | 2 | 2:01.915 | 34.337 | 33.983 | 22.634 | 30.961 | 229.8 | 3 | 2:02.330 | 34.384 | 34.094 | 22.647 | 31.205 | 223.6 | 4 | 2:10.101 | 37.598 | 37.857 | 23.510 | 31.136 | 225.9 | 5 | 2:02.222 | 34.512 | 34.074 | 22.746 | 30.890 | 228.8 | 6 | 2:01.449 | 34.273 | 33.805 | 22.466 | 30.905 | 229.8 | 7 | 2:10.488B | 34.311 | 34.707 | 23.560 | 37.910 | 220.4 | 8 | 17:45.886 | ... | 39.896 | 33.112 | 31.108 | 227.8 | 9 | 2:00.059 | 33.897 | 33.369 | 22.280 | 30.513 | 233.8 | 10 | 2:00.738 | 34.056 | 33.636 | 22.426 | 30.620 | 232.3 | 11 | 2:00.789 | 34.028 | 33.799 | 22.415 | 30.547 | 233.3 | 12 | 2:00.635 | 34.043 | 33.514 | 22.427 | 30.651 | 226.4 | | | | | | | | | | | | | | | | | | | | | | | | | | | | |
| ASPAR JUNIOR TEAM | | | | | | | GAS GAS | | | | | | | | | | | | | | | | | | | | | | | | | | | | | | | | | | | | | | | | | | | | | | | | | | | | | | | | | | | | | | | | | | | | | | | | | | | | | | | | | | | | | | | | | | | | | | | | | | | | | | | | | | | | | | | | |
| 1 | 2:18.796 | 50.346 | 34.635 | 22.942 | 30.873 | 226.4 | 2 | 2:02.140 | 34.117 | 34.187 | 22.975 | 30.861 | 227.4 | 3 | 2:02.492 | 34.622 | 34.197 | 22.875 | 30.798 | 227.4 | 4 | 2:10.454B | 34.306 | 34.332 | 23.836 | 37.980 | 210.9 | 5 | 7:50.051 | 6:22.409 | 34.204 | 22.738 | 30.700 | 226.4 | 6 | 2:01.303 | 34.027 | 33.860 | 22.735 | 30.681 | 225.9 | 7 | 2:01.381 | 34.026 | 33.965 | 22.690 | 30.700 | 226.9 | 8 | 2:01.052 | 34.084 | 33.900 | 22.595 | 30.473 | 228.8 | 9 | 2:00.783 | 33.751 | 33.936 | 22.503 | 30.593 | 231.8 | 10 | 2:08.662B | 33.814 | 34.156 | 23.453 | 37.239 | 227.4 | 11 | 6:03.664 | 4:06.097 | 47.675 | 36.026 | 33.866 | 218.6 | 12 | 2:00.044 | 33.740 | 33.523 | 22.515 | 30.266 | 237.4 | 13 | 1:59.904 | 33.872 | 33.606 | 22.378 | 30.048 | 236.8 | 14 | 1:59.995 | 33.675 | 33.878 | 22.375 | 30.067 | 234.8 | 15 | 2:00.166 | 33.834 | 33.629 | 22.526 | 30.177 | 233.8 | | | | | | | | | | | | | | | |
| 66 | Phillip TONN | | | | | | DEU | 1 | 2:11.527 | 43.306 | 34.445 | 22.673 | 31.103 | 225.0 | 2 | 2:01.553 | 34.374 | 33.623 | 22.634 | 30.922 | 225.5 | 3 | 2:01.665 | 34.285 | 33.917 | 22.582 | 30.881 | 225.9 | 4 | 2:01.354 | 34.248 | 33.796 | 22.510 | 30.800 | 225.9 | 5 | 2:01.135 | 34.176 | 33.691 | 22.544 | 30.724 | 230.3 | 6 | 2:09.908B | 35.978 | 34.780 | 22.938 | 36.212 | 229.8 | 7 | 5:00.572 | 3:32.344 | 34.231 | 23.136 | 30.861 | 227.4 | 8 | 2:01.011 | 34.167 | 33.684 | 22.504 | 30.656 | 229.8 | 9 | 2:01.046 | 33.975 | 33.738 | 22.818 | 30.515 | 234.8 | 10 | 2:02.413 | 34.686 | 33.939 | 22.865 | 30.923 | 227.8 | 11 | 2:07.501B | 34.415 | 34.123 | 22.634 | 36.329 | 230.3 | 12 | 7:22.993 | 5:53.540 | 35.177 | 23.474 | 30.802 | 225.5 | 13 | 2:00.062 | 33.891 | 33.431 | 22.313 | 30.427 | 229.3 | 14 | 2:05.249 | 37.150 | 34.318 | 22.766 | 31.015 | 224.5 | 15 | 2:02.645 | 33.688 | 34.879 | 23.522 | 30.556 | 228.8 | 16 | 2:00.467 | 33.992 | 33.658 | 22.362 | 30.455 | 229.8 |
| LIQUI MOLY INTACT GP JUNIOR TEA | | | | | | | KTM | | | | | | | | | | | | | | | | | | | | | | | | | | | | | | | | | | | | | | | | | | | | | | | | | | | | | | | | | | | | | | | | | | | | | | | | | | | | | | | | | | | | | | | | | | | | | | | | | | | | | | | | | | | | | | | | |
| 1 | 2:21.079 | 50.312 | 35.239 | 23.367 | 32.161 | 220.0 | 2 | 2:07.479 | 38.531 | 34.656 | 23.072 | 31.220 | 219.1 | 3 | 2:01.367 | 34.164 | 33.692 | 22.880 | 30.631 | 228.3 | 4 | 2:01.075 | 34.250 | 33.760 | 22.502 | 30.563 | 231.3 | 5 | 2:01.081 | 34.142 | 33.642 | 22.771 | 30.526 | 232.3 | 6 | 2:01.079 | 33.955 | 33.719 | 22.577 | 30.828 | 226.4 | 7 | 2:15.929B | 37.181 | 36.805 | 23.684 | 38.259 | 216.9 | 8 | 4:36.001 | 3:08.125 | 34.708 | 22.535 | 30.633 | 226.9 | 9 | 1:59.912 | 33.799 | 33.431 | 22.229 | 30.453 | 230.8 | 10 | 2:00.318 | 33.813 | 33.585 | 22.466 | 30.454 | 227.8 | 11 | 2:08.776 | 33.888 | 39.474 | 23.676 | 31.738 | 225.9 | 12 | 2:13.970B | 36.022 | 35.315 | 23.386 | 39.247 | 213.4 | 13 | 5:14.972 | 3:45.591 | 35.065 | 23.427 | 30.889 | 222.7 | 14 | 2:00.164 | 34.016 | 33.433 | 22.449 | 30.266 | 232.3 | 15 | 2:02.908 | 34.181 | 33.754 | 22.597 | 32.376 | 226.9 | 16 | 2:01.767 | 34.488 | 34.046 | 22.721 | 30.512 | 231.8 | 17 | 2:00.846 | 34.113 | 33.797 | 22.463 | 30.473 | 228.8 | |
| 94 | Facundo LLAMBIAS | | | | | | URY | 1 | 3:10.874 | 1:31.639 | 44.664 | 23.592 | 30.979 | 228.8 | 2 | 2:04.384 | 37.538 | 33.852 | 22.345 | 30.649 | 229.3 | 3 | 2:00.560 | 33.789 | 33.718 | 22.461 | 30.592 | 228.8 | 4 | 2:01.261 | 34.415 | 33.800 | 22.352 | 30.694 | 226.4 | 5 | 2:02.883 | 33.982 | 33.780 | 24.323 | 30.798 | 222.7 | 6 | 2:08.728B | 33.690 | 33.867 | 22.880 | 38.291 | 222.7 | 7 | 5:24.900 | 3:44.950 | 43.649 | 23.983 | 32.318 | 214.3 | 8 | 2:09.936B | 34.062 | 36.351 | 22.642 | 36.881 | 225.0 | 9 | 9:17.629 | 7:41.969 | 37.358 | 25.716 | 32.586 | 205.3 | 10 | 2:11.048 | 33.661 | 36.407 | 30.383 | 30.597 | 230.8 | 11 | 2:00.208 | 34.111 | 33.569 | 22.127 | 30.401 | 232.3 | 12 | 2:04.913 | 35.470 | 36.310 | 22.521 | 30.612 | 230.3 | 13 | 2:00.585 | 33.875 | 33.323 | 22.756 | 30.631 | 229.8 | 14 | 2:02.316 | 33.456 | 33.739 | 23.610 | 31.511 | 215.1 | | | | | | | | | | | | | | |
| TEAM ESTRELLA GALICIA 0,0 | | | | | | | HONDA | | | | | | | | | | | | | | | | | | | | | | | | | | | | | | | | | | | | | | | | | | | | | | | | | | | | | | | | | | | | | | | | | | | | | | | | | | | | | | | | | | | | | | | | | | | | | | | | | | | | | | | | | | | | | | | | |
| 1 | 2:36.659 | 1:05.667 | 34.478 | 22.961 | 33.553 | 193.2 | 2 | 2:03.396 | 34.408 | 34.265 | 22.678 | 32.045 | 212.2 | 3 | 2:03.405 | 34.207 | 34.252 | 22.574 | 32.372 | 204.2 | 4 | 2:02.058 | 34.503 | 34.012 | 22.527 | 31.016 | 229.3 | 5 | 2:01.920 | 34.427 | 33.840 | 22.632 | 31.021 | 227.4 | 6 | 2:15.542B | 40.374 | 35.375 | 23.504 | 36.289 | 223.6 | 7 | 10:05.700 | 8:27.488 | 38.399 | 23.944 | 35.869 | 184.6 | 8 | 2:09.306B | 36.954 | 34.203 | 22.712 | 35.437 | 226.9 | 9 | 7:18.859 | 5:27.464 | 46.127 | 33.636 | 31.632 | 223.1 | 10 | 2:00.923 | 34.449 | 33.520 | 22.474 | 30.480 | 230.8 | 11 | 2:00.007 | 33.890 | 33.424 | 22.443 | 30.250 | 233.8 | 12 | 2:00.213 | 33.849 | 33.570 | 22.406 | 30.388 | 233.3 | 13 | 2:01.000 | 33.751 | 33.625 | 22.705 | 30.919 | 225.5 | | | | | | | | | | | | | | | | | | | | | | | | | | | | | |
| 19 | Alessandro MOROSI | | | | | | ITA | 1 | 2:43.134 | 1:14.631 | 34.514 | 23.130 | 30.859 | 232.3 | 2 | 2:01.543 | 34.185 | 33.983 | 22.425 | 30.950 | 230.3 | 3 | 2:01.574 | 34.249 | 34.009 | 22.510 | 30.806 | 231.3 | 4 | 2:01.756 | 34.277 | 34.098 | 22.513 | 30.868 | 231.3 | 5 | 2:01.985 | 34.251 | 34.119 | 22.667 | 30.948 | 230.3 | 6 | 2:02.356 | 34.360 | 34.123 | 22.742 | 31.131 | 228.3 | | | | | | | | | | | | | | | | | | | | | | | | | | | | | | | | | | | | | | | | | | | | | | | | | | | | | | | | | | | | | | | | | | | | | | |
| AC RACING TEAM | | | | | | | HUSQVARNA | | | | | | | | | | | | | | | | | | | | | | | | | | | | | | | | | | | | | | | | | | | | | | | | | | | | | | | | | | | | | | | | | | | | | | | | | | | | | | | | | | | | | | | | | | | | | | | | | | | | | | | | | | | | | | | | |



JuniorGP

Finetwork FIM JuniorGP Motorland

Qualifying Practice 2

Sector Analysis

— Invalidated Lap ■ Personal Best ■ Session Best B Crossing the pit lane

| Lap | Time | Sector 1 | Sector 2 | Sector 3 | Sector 4 | T.Spd | Lap | Time | Sector 1 | Sector 2 | Sector 3 | Sector 4 | T.Spd | |
|-----|-----------------|---------------|---------------|---------------|---------------|--------|-------|-----------------|---------------|----------|----------|---------------|--------|-------|
| 7 | 2:10.070 | B | 34.505 | 34.214 | 24.854 | 36.497 | 225.5 | 12 | 7:21.072 | 5:52.288 | 34.753 | 22.943 | 31.088 | 224.1 |
| 8 | 17:30.002 | ... | 37.818 | 27.256 | 34.736 | 218.6 | 13 | 2:01.985 | 34.126 | 34.416 | 22.759 | 30.684 | 226.9 | |
| 9 | 2:06.210 | 35.459 | 36.221 | 23.477 | 31.053 | 231.3 | 14 | 2:03.526 | 34.335 | 34.629 | 23.391 | 31.171 | 222.2 | |
| 10 | 2:00.538 | 34.062 | 33.631 | 22.297 | 30.548 | 232.3 | 15 | 2:00.426 | 33.676 | 33.745 | 22.530 | 30.475 | 229.3 | |
| 11 | 2:00.420 | 33.812 | 33.734 | 22.266 | 30.608 | 231.8 | 16 | 2:00.909 | 34.144 | 33.691 | 22.591 | 30.483 | 228.3 | |
| 12 | 2:00.237 | 33.764 | 33.764 | 22.543 | 30.166 | 235.3 | | | | | | | | |

54 **Alberto FERRÁNDEZ** ESP
FINETWORK MIR RACING TEAM KTM

| | | | | | | | |
|----|-----------------|---------------|---------------|---------------|---------------|--------|-------|
| 1 | 2:11.653 | 43.579 | 34.333 | 22.658 | 31.083 | 227.4 | |
| 2 | 2:01.707 | 34.370 | 33.842 | 22.623 | 30.872 | 227.4 | |
| 3 | 2:01.530 | 34.149 | 33.916 | 22.607 | 30.858 | 229.3 | |
| 4 | 2:01.504 | 34.190 | 33.934 | 22.598 | 30.782 | 229.3 | |
| 5 | 2:00.898 | 34.084 | 33.606 | 22.535 | 30.673 | 231.8 | |
| 6 | 2:10.156 | B | 35.171 | 34.719 | 23.233 | 37.033 | 224.1 |
| 7 | 5:00.599 | 3:32.220 | 34.225 | 23.088 | 31.066 | 222.7 | |
| 8 | 2:01.407 | 33.973 | 33.692 | 22.813 | 30.929 | 226.9 | |
| 9 | 2:00.296 | 33.779 | 33.412 | 22.372 | 30.733 | 229.8 | |
| 10 | 2:03.192 | 35.219 | 34.171 | 22.644 | 31.158 | 225.9 | |
| 11 | 2:00.999 | 33.874 | 33.690 | 22.384 | 31.051 | 224.5 | |
| 12 | 2:13.428 | B | 35.315 | 35.362 | 23.542 | 39.209 | 203.4 |
| 13 | 5:13.887 | 3:44.920 | 34.794 | 22.856 | 31.317 | 222.2 | |
| 14 | 2:01.809 | 34.246 | 34.423 | 22.537 | 30.603 | 231.8 | |
| 15 | 2:03.936 | 34.010 | 34.301 | 22.544 | 33.081 | 189.8 | |
| 16 | 2:00.823 | 34.095 | 33.636 | 22.443 | 30.649 | 228.8 | |
| 17 | 2:01.580 | 34.303 | 33.893 | 22.568 | 30.816 | 227.4 | |

91 **Kotaro UCHIUMI** JPN
ANGELUSS MTA TEAM KTM

| | | | | | | | |
|----|-----------------|---------------|---------------|---------------|---------------|--------|-------|
| 1 | 2:17.904 | 49.230 | 34.549 | 22.901 | 31.224 | 224.1 | |
| 2 | 2:02.661 | 34.474 | 34.090 | 22.866 | 31.231 | 223.6 | |
| 3 | 2:03.021 | 35.183 | 34.128 | 22.934 | 30.776 | 225.5 | |
| 4 | 2:02.654 | 34.329 | 34.294 | 22.873 | 31.158 | 224.1 | |
| 5 | 2:05.814 | 36.103 | 35.869 | 23.101 | 30.741 | 229.3 | |
| 6 | 2:01.452 | 34.204 | 33.896 | 22.714 | 30.638 | 229.8 | |
| 7 | 2:09.822 | 35.643 | 38.226 | 23.635 | 32.318 | 211.8 | |
| 8 | 2:10.180 | B | 34.522 | 35.488 | 22.908 | 37.262 | 225.0 |
| 9 | 13:28.312 | ... | 37.791 | 23.642 | 32.263 | 204.5 | |
| 10 | 2:16.126 | 34.119 | 36.207 | 34.902 | 30.898 | 229.3 | |
| 11 | 2:00.883 | 34.533 | 33.628 | 22.384 | 30.338 | 233.3 | |
| 12 | 2:00.474 | 34.018 | 33.603 | 22.391 | 30.462 | 232.3 | |
| 13 | 2:00.401 | 33.858 | 33.655 | 22.419 | 30.469 | 231.3 | |
| 14 | 2:00.731 | 33.884 | 33.908 | 22.502 | 30.437 | 231.8 | |

22 **David ALMANSA** ESP
FINETWORK MIR RACING TEAM KTM

| | | | | | | | |
|----|----------|----------|---------------|---------------|--------|--------|-------|
| 1 | 2:11.668 | 43.154 | 34.677 | 22.927 | 30.910 | 222.2 | |
| 2 | 2:01.352 | 34.060 | 33.755 | 22.825 | 30.712 | 229.3 | |
| 3 | 2:02.268 | 34.689 | 34.069 | 22.651 | 30.859 | 221.8 | |
| 4 | 2:00.724 | 33.851 | 33.836 | 22.483 | 30.554 | 229.8 | |
| 5 | 2:00.984 | 33.923 | 33.599 | 22.565 | 30.897 | 227.8 | |
| 6 | 2:10.851 | B | 36.026 | 34.866 | 23.383 | 36.576 | 228.8 |
| 7 | 4:59.571 | 3:31.467 | 34.281 | 22.815 | 31.008 | 226.4 | |
| 8 | 2:01.138 | 34.187 | 33.730 | 22.516 | 30.705 | 227.8 | |
| 9 | 2:01.235 | 34.058 | 33.744 | 22.570 | 30.863 | 227.4 | |
| 10 | 2:02.232 | 34.557 | 33.922 | 22.795 | 30.958 | 226.4 | |
| 11 | 2:08.393 | B | 35.153 | 34.162 | 22.869 | 36.209 | 229.3 |

78 **Jakob ROSENTHALER** AUT
LIQUI MOLY INTACT GP JUNIOR TEAM KTM

| | | | | | | | |
|----|-----------------|---------------|---------------|---------------|---------------|--------|-------|
| 1 | 2:20.591 | 50.757 | 35.210 | 23.240 | 31.384 | 223.6 | |
| 2 | 2:02.490 | 34.355 | 34.258 | 22.767 | 31.110 | 225.9 | |
| 3 | 2:02.182 | 34.351 | 34.144 | 22.627 | 31.060 | 227.4 | |
| 4 | 2:01.838 | 34.317 | 34.006 | 22.539 | 30.976 | 226.9 | |
| 5 | 2:04.752 | 35.553 | 35.397 | 23.007 | 30.795 | 228.3 | |
| 6 | 2:01.442 | 34.068 | 34.125 | 22.591 | 30.658 | 228.8 | |
| 7 | 2:12.741 | B | 35.961 | 35.557 | 23.675 | 37.548 | 224.1 |
| 8 | 5:16.612 | B | 3:32.320 | 36.941 | 24.395 | 42.956 | 191.2 |
| 9 | 2:23.739 | 54.373 | 34.002 | 24.625 | 30.739 | 227.8 | |
| 10 | 2:00.636 | 33.880 | 33.686 | 22.328 | 30.742 | 226.4 | |
| 11 | 2:00.468 | 33.767 | 33.650 | 22.257 | 30.794 | 225.9 | |
| 12 | 2:01.431 | 33.844 | 33.990 | 22.501 | 31.096 | 223.6 | |
| 13 | 2:11.031 | B | 35.265 | 35.053 | 23.298 | 37.415 | 222.2 |
| 14 | 2:23.284 | 54.110 | 34.787 | 23.506 | 30.881 | 226.9 | |
| 15 | 2:00.436 | 34.069 | 33.673 | 22.324 | 30.370 | 232.3 | |
| 16 | 2:03.924 | 33.907 | 33.883 | 22.979 | 33.155 | 201.9 | |
| 17 | 2:01.135 | 33.848 | 33.984 | 22.579 | 30.724 | 230.8 | |
| 18 | 2:00.697 | 33.789 | 33.768 | 22.682 | 30.458 | 234.3 | |

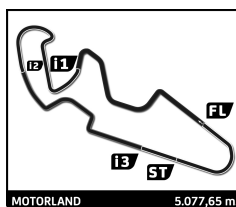
71 **Torin TORIN COLLINS** CAN
AGR TEAM KTM

| | | | | | | | |
|----|-----------------|---------------|---------------|---------------|---------------|--------|-------|
| 1 | 2:21.119 | 50.971 | 35.287 | 23.313 | 31.548 | 229.8 | |
| 2 | 2:02.287 | 34.255 | 34.281 | 22.577 | 31.174 | 226.9 | |
| 3 | 2:02.097 | 34.267 | 34.186 | 22.629 | 31.015 | 228.8 | |
| 4 | 2:01.749 | 34.177 | 34.202 | 22.486 | 30.884 | 229.8 | |
| 5 | 2:14.330 | B | 36.649 | 37.041 | 22.744 | 37.896 | 224.5 |
| 6 | 5:43.392 | 4:14.658 | 34.797 | 22.708 | 31.229 | 224.5 | |
| 7 | 2:09.833 | B | 34.460 | 34.395 | 22.768 | 38.210 | 222.7 |
| 8 | 5:53.751 | 4:23.964 | 35.912 | 22.389 | 31.486 | 224.1 | |
| 9 | 2:03.267 | 33.909 | 34.182 | 23.636 | 31.540 | 225.0 | |
| 10 | 2:04.383 | 35.888 | 34.533 | 22.559 | 31.403 | 222.2 | |
| 11 | 2:09.927 | B | 34.705 | 34.722 | 22.785 | 37.715 | 222.7 |
| 12 | 2:17.938 | 50.252 | 34.261 | 22.534 | 30.891 | 227.8 | |
| 13 | 2:01.243 | 34.088 | 33.937 | 22.380 | 30.838 | 229.3 | |
| 14 | 2:01.573 | 34.018 | 33.868 | 22.751 | 30.936 | 228.8 | |
| 15 | 2:01.563 | 34.454 | 33.939 | 22.407 | 30.763 | 229.3 | |
| 16 | 2:00.847 | 33.927 | 33.753 | 22.602 | 30.565 | 231.8 | |

31 **Edward O'SHEA** GBR
BRITISH TALENT TEAM HONDA

| | | | | | | | |
|---|-----------------|----------|---------------|---------------|---------------|--------|-------|
| 1 | 20:41.194 | 1:03.221 | 35.018 | 23.770 | ... | 202.2 | |
| 2 | 2:08.937 | B | 34.777 | 34.068 | 22.898 | 37.194 | 224.5 |
| 3 | 7:29.636 | 5:55.848 | 39.671 | 23.183 | 30.934 | 225.0 | |
| 4 | 2:11.225 | 34.224 | 40.730 | 23.535 | 32.736 | 224.1 | |
| 5 | 2:01.121 | 34.330 | 33.547 | 22.423 | 30.821 | 228.3 | |
| 6 | 2:06.610 | B | 34.144 | 33.605 | 22.515 | 36.346 | 221.8 |

72 **Kanta HAMADA** JPN
FAU55 TEY RACING KTM



JuniorGP

Finetwork FIM JuniorGP Motorland

Qualifying Practice 2

Sector Analysis

— Invalidated Lap ■ Personal Best ■ Session Best B Crossing the pit lane

| Lap | Time | Sector 1 | Sector 2 | Sector 3 | Sector 4 | T.Spd | Lap | Time | Sector 1 | Sector 2 | Sector 3 | Sector 4 | T.Spd |
|-----|-----------------|---------------|---------------|---------------|---------------|-------|-----|------|----------|----------|----------|----------|-------|
| 1 | 2:30.590 | 59.843 | 35.481 | 23.579 | 31.687 | 223.1 | | | | | | | |
| 2 | 2:10.613 | 34.842 | 34.691 | 29.766 | 31.314 | 227.4 | | | | | | | |
| 3 | 2:02.470 | 34.495 | 34.160 | 22.850 | 30.965 | 227.8 | | | | | | | |
| 4 | 2:24.468 | 34.470 | 34.212 | 44.186 | 31.600 | 224.5 | | | | | | | |
| 5 | 2:05.681 | 35.321 | 35.203 | 23.441 | 31.716 | 223.6 | | | | | | | |
| 6 | 2:06.935 | 35.816 | 35.290 | 24.331 | 31.498 | 224.1 | | | | | | | |
| 7 | 2:04.366 | 35.085 | 34.861 | 23.136 | 31.284 | 225.5 | | | | | | | |
| 8 | 2:28.041 B | 38.044 | 37.097 | 25.345 | 47.555 | 167.4 | | | | | | | |

74 **Alex GOURDON** FRA
LEOPARD IMPALA JUNIOR HONDA

| | | | | | | |
|----|-----------------|---------------|---------------|---------------|---------------|-------|
| 1 | 2:21.186 | 50.492 | 35.420 | 23.520 | 31.754 | 225.9 |
| 2 | 2:07.633 | 36.789 | 36.320 | 23.463 | 31.061 | 228.3 |
| 3 | 2:13.380 B | 35.404 | 35.167 | 23.905 | 38.904 | 210.5 |
| 4 | 8:43.090 | 7:01.611 | 43.586 | 25.461 | 32.432 | 216.9 |
| 5 | 2:04.994 | 35.577 | 34.498 | 23.171 | 31.748 | 221.3 |
| 6 | 2:04.609 | 35.126 | 34.628 | 23.041 | 31.814 | 219.5 |
| 7 | 2:14.190 B | 37.911 | 35.568 | 23.526 | 37.185 | 216.0 |
| 8 | 10:42.849 | 8:56.466 | 46.760 | 28.081 | 31.542 | 219.5 |
| 9 | 2:03.217 | 34.836 | 34.163 | 22.773 | 31.445 | 225.5 |
| 10 | 2:05.550 | 37.770 | 34.117 | 22.890 | 30.773 | 229.8 |
| 11 | 2:02.528 | 34.414 | 34.250 | 22.800 | 31.064 | 229.8 |
| 12 | 2:02.843 | 34.416 | 34.276 | 22.793 | 31.358 | 223.1 |

85 **Xabi ZURUTUZA** ESP
ANGELUSS MTA TEAM KTM

| | | | | | | |
|---|----------|--------|--------|---------------|---------------|-------|
| 1 | 2:16.699 | 48.818 | 34.280 | 22.577 | 31.024 | 224.5 |
|---|----------|--------|--------|---------------|---------------|-------|