

# JuniorGP

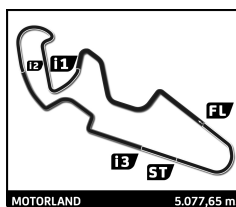
## Finetwork FIM JuniorGP Motorland

### Qualifying Practice 1

### Sector Analysis

— Invalidated Lap   ■ Personal Best   ■ Session Best   B Crossing the pit lane

Lap	Time	Sector 1	Sector 2	Sector 3	Sector 4	T.Sp	Lap	Time	Sector 1	Sector 2	Sector 3	Sector 4	T.Sp		
<b>95</b>	<b>Collin VEIJER</b>							NLD	4	<b>1:58.873</b>	33.430	<b>33.160</b>	22.097	<b>30.186</b>	237.4
	AGR TEAM							KTM	5	1:59.156	<b>33.325</b>	33.433	22.202	30.196	236.3
1	4:03.894	2:35.434	34.395	23.320	30.745	230.8	6	2:18.775 B	35.993	43.214	23.584	35.984	221.8		
2	1:59.912	33.961	33.427	22.195	30.329	234.3	7	8:17.953	6:41.863	42.100	23.235	30.755	230.3		
3	1:59.438	33.665	33.255	22.305	30.213	236.8	8	2:00.154	33.784	33.444	22.214	30.712	231.3		
4	2:01.239	33.787	33.777	23.159	30.516	231.3	9	1:59.351	33.607	33.254	<b>22.038</b>	30.452	232.8		
5	1:59.761	33.631	33.423	22.284	30.423	232.8	10	2:06.646 B	34.090	34.071	22.450	36.035	223.6		
6	1:58.968	33.418	33.205	22.123	30.222	234.8	11	<b>5:35.287</b>	4:08.449	33.913	22.420	30.505	230.3		
7	1:58.887	33.404	33.170	<b>22.097</b>	30.216	235.3	12	1:59.065	33.524	33.198	22.079	30.264	235.3		
8	2:10.182 B	36.970	33.869	22.740	36.603	233.8	13	1:58.949	33.345	33.175	22.127	30.302	235.8		
9	6:40.013	5:12.536	34.012	22.653	30.812	229.3	14	2:07.061	34.084	39.408	23.290	30.279	236.3		
10	2:05.778 B	33.934	33.692	22.589	35.563	226.9									
11	7:06.441 B	5:29.640	36.429	23.332	37.040	216.9									
12	2:15.417	48.957	33.529	22.271	30.660	231.3									
13	1:58.949	33.447	33.122	22.259	30.121	236.3									
14	<b>1:58.345</b>	<b>33.247</b>	<b>33.117</b>	22.108	<b>29.873</b>	237.4									
<b>80</b>	<b>David ALONSO</b>							COL							
	ASPAR JUNIOR TEAM							GAS GAS							
1	3:48.298	2:01.289	48.901	25.485	32.623	221.8									
2	1:59.588	33.855	33.702	22.131	29.900	237.9									
3	2:08.425	37.993	34.326	24.313	31.793	221.3									
4	2:03.859	33.815	36.470	22.893	30.681	228.3									
5	1:58.969	33.626	33.428	<b>22.076</b>	<b>29.839</b>	237.4									
6	2:07.826 B	34.048	33.992	22.725	37.061	220.0									
7	6:59.331	5:32.190	34.132	22.477	30.532	231.3									
8	2:00.411	33.939	33.584	22.267	30.621	231.8									
9	2:00.040	33.861	33.488	22.349	30.342	232.8									
10	2:07.895 B	33.995	34.080	22.888	36.932	229.8									
11	6:50.416	5:23.926	34.082	22.189	30.219	231.8									
12	<b>1:58.464</b>	33.463	<b>32.900</b>	22.187	29.914	234.3									
13	2:07.942	41.053	34.112	22.699	30.078	235.8									
14	2:00.298	<b>33.447</b>	33.790	22.508	30.553	230.3									
<b>58</b>	<b>Luca LUNETTA</b>							ITA							
	AC RACING TEAM							HUSQVARNA							
1	3:50.406	2:06.045	45.201	26.253	32.907	217.7									
2	2:00.528	34.030	33.740	22.444	30.314	234.8									
3	2:06.789	38.452	34.063	22.881	31.393	224.1									
4	1:59.944	33.714	33.510	22.565	30.155	236.8									
5	2:00.460	33.876	33.641	22.485	30.458	230.3									
6	2:00.760	34.079	33.576	22.442	30.663	225.9									
7	2:00.099	33.874	33.325	22.469	30.431	231.8									
8	2:09.208 B	34.551	34.262	22.982	37.413	223.6									
9	<b>6:55.102</b>	5:20.127	34.078	22.602	38.295	139.2									
10	1:59.653	33.599	33.387	22.114	30.553	226.9									
11	<b>1:58.859</b>	<b>33.492</b>	<b>33.068</b>	<b>22.080</b>	30.219	228.8									
12	2:14.203 B	40.755	33.741	23.446	36.261	228.3									
13	6:57.363	5:29.597	34.642	22.672	30.452	232.3									
14	1:59.408	33.600	33.440	22.322	<b>30.046</b>	236.8									
<b>7</b>	<b>Filippo FARIOLI</b>							ITA							
	ASPAR JUNIOR TEAM							GAS GAS							
1	3:55.041	2:09.500	45.321	26.103	34.117	217.7									
2	2:00.280	34.013	33.383	22.403	30.481	233.3									
3	1:59.386	33.588	33.210	22.096	30.492	234.3									
<b>29</b>	<b>Harrison VOIGHT</b>							AUS							
	SIC 58.							HONDA							
1	4:02.256	2:26.552	34.333	29.688	31.683	226.4									
2	2:00.800	34.219	33.664	22.287	30.630	231.3									
3	2:00.005	33.895	33.552	22.145	30.413	231.8									
4	2:01.918	33.822	34.417	23.175	30.504	232.8									
5	1:59.805	33.669	33.622	22.190	30.324	233.3									
6	1:59.282	33.512	33.387	22.116	30.267	233.3									
7	<b>1:59.059</b>	<b>33.423</b>	33.310	22.143	<b>30.183</b>	236.3									
8	2:09.778 B	35.747	34.345	22.934	36.752	227.8									
9	5:15.295 B	3:41.900	34.127	22.626	36.642	227.8									
10	8:35.164	7:00.813	41.252	22.424	30.675	227.8									
11	1:59.250	33.569	33.313	<b>21.987</b>	30.381	229.3									
12	1:59.596	33.496	<b>33.256</b>	22.112	30.732	226.9									
13	2:15.357	41.786	39.790	22.865	30.916	229.8									
<b>99</b>	<b>José Antonio RUEDA</b>							ESP							
	TEAM ESTRELLA GALICIA 0,0							HONDA							
1	3:14.242	1:46.082	34.440	22.955	30.765	230.8									
2	2:01.921	34.200	33.620	23.269	30.832	231.3									
3	2:00.792	34.023	33.544	22.446	30.779	230.8									
4	2:06.313 B	33.798	33.680	22.455	36.380	230.3									
5	8:46.401 B	7:12.705	34.082	22.798	36.816	225.5									
6	13:56.395	...	44.789	23.136	30.188	238.9									
7	<b>1:59.169</b>	33.748	<b>33.015</b>	22.382	30.024	238.4									
8	1:59.175	33.821	33.119	<b>22.265</b>	<b>29.970</b>	237.9									
9	2:07.649	33.563	40.852	22.933	30.301	235.3									
10	1:59.754	<b>33.351</b>	33.362	22.607	30.434	229.3									
<b>12</b>	<b>Jacob ROULSTONE</b>							AUS							
	ASPAR JUNIOR TEAM							GAS GAS							
1	3:49.510	2:08.445	44.335	26.110	30.620	232.8									
2	2:00.664	34.097	33.899	22.514	30.154	236.8									
3	2:06.970	34.164	33.677	25.879	33.250	204.5									
4	2:00.175	33.773	33.689	22.505	30.208	235.8									
5	2:04.681	34.143	36.991	22.925	30.622	229.8									
6	<b>2:00.718</b>	33.879	33.708	22.661	30.470	232.8									
7	2:00.097	33.760	33.751	22.405	30.181	235.8									
8	2:08.939 B	35.293	34.075	23.297	36.274	231.8									
9	15:59.440	...	34.869	22.610	30.317	233.3									
10	<b>1:59.249</b>	<b>33.439</b>	<b>33.342</b>	<b>22.341</b>	<b>30.127</b>	234.8									
11	2:02.154	33.866	33.951	23.916	30.421	240.5									
12	2:03.664	33.794	36.199	23.269	30.402	235.3									



# JuniorGP

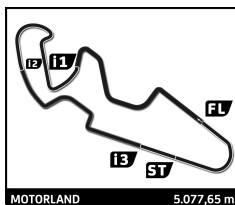
## Finetwork FIM JuniorGP Motorland

### Qualifying Practice 1

### Sector Analysis

— Invalidated Lap    ■ Personal Best    ■ Session Best    B Crossing the pit lane

Lap	Time	Sector 1	Sector 2	Sector 3	Sector 4	T.Sp	Lap	Time	Sector 1	Sector 2	Sector 3	Sector 4	T.Sp	
<b>33</b>	<b>Tatchakorn BUASRI</b> THA							12	2:15.573	49.573	33.500	22.240	30.260	231.3
	HONDA RACING THAILAND HONDA							13	1:59.375	<b>33.733</b>	<b>33.212</b>	22.202	30.228	233.8
								14	<b>1:59.357</b>	33.746	33.296	<b>22.141</b>	<b>30.174</b>	233.8
1	3:49.384	2:06.862	41.080	26.325	35.117	208.1								
2	2:01.404	34.354	34.139	22.537	30.374	237.9								
3	2:45.115 B	33.735	33.527	59.301	38.552	222.7								
4	21:19.587	...	35.155	22.781	31.346	228.8								
5	2:10.743	34.067	43.052	23.004	30.620	232.8								
6	<b>1:59.249</b>	<b>33.730</b>	<b>33.327</b>	<b>22.214</b>	<b>29.978</b>	240.5								
7	2:01.850	33.938	33.741	22.729	31.442	236.8								
8	2:03.189	34.036	33.731	23.069	32.353	223.1								
9	2:01.402	34.134	34.292	22.672	30.304	239.5								
<b>94</b>	<b>Facundo LLAMBIAS</b> URY													
	TEAM ESTRELLA GALICIA 0,0 HONDA													
1	3:49.017	2:02.995	47.447	26.020	32.555	225.9								
2	2:00.113	33.919	33.526	22.404	<b>30.264</b>	238.4								
3	2:06.891	35.665	34.497	24.141	32.588	210.1								
4	2:04.623	34.212	36.591	22.790	31.030	222.2								
5	<b>1:59.322</b>	<b>33.440</b>	<b>33.391</b>	<b>22.155</b>	30.336	235.3								
6	2:07.474 B	33.775	33.572	23.314	36.813	223.6								
7	6:08.360	4:38.077	35.769	23.478	31.036	225.5								
8	2:14.791 B	34.956	40.501	22.704	36.630	225.5								
9	9:33.760	7:58.607	41.858	22.659	30.636	230.8								
10	<b>2:01.801</b>	33.842	34.986	22.545	30.428	233.3								
11	2:00.345	33.596	34.069	22.353	30.327	236.3								
12	2:11.151	39.428	37.945	23.032	30.746	228.3								
13	2:04.706	37.895	33.918	22.395	30.498	233.8								
<b>32</b>	<b>Danial SHAHRLI</b> MYS													
	ASIA TALENT TEAM HONDA													
1	<b>3:44.789</b>	2:07.734	38.168	24.594	34.293	188.8								
2	2:00.465	34.064	33.770	<b>22.399</b>	30.232	234.3								
3	1:59.938	33.861	33.298	22.499	30.280	239.5								
4	2:13.817	41.403	39.375	22.715	30.324	234.8								
5	1:59.643	33.826	33.206	22.589	<b>30.022</b>	237.4								
6	2:12.371 B	34.064	33.664	22.547	42.096	222.7								
7	15:44.885	...	35.005	23.027	30.842	230.3								
8	2:10.662	33.815	43.017	23.428	30.402	237.9								
9	<b>1:59.339</b>	33.684	<b>33.170</b>	22.462	30.023	232.8								
10	2:00.260	33.760	33.545	22.843	30.112	238.9								
11	2:05.022	<b>33.590</b>	33.516	22.445	35.471	231.3								
12	2:01.368	33.970	34.054	22.929	30.415	239.5								
<b>38</b>	<b>David SALVADOR</b> ESP													
	LAGLISSE ACADEMY HUSQVARNA													
1	4:19.561	2:52.198	34.308	22.527	30.528	229.8								
2	2:00.640	34.263	33.587	22.261	30.529	230.3								
3	2:00.520	34.035	33.642	22.263	30.580	230.3								
4	2:00.576	34.048	33.656	22.310	30.562	229.8								
5	2:00.826	34.068	33.760	22.436	30.562	229.8								
6	2:09.958 B	35.216	34.520	22.969	37.253	223.1								
7	7:54.129	6:17.659	42.314	23.401	30.755	228.8								
8	2:01.244	34.229	33.769	22.382	30.864	227.4								
9	2:01.110	34.128	33.812	22.411	30.759	227.4								
10	2:07.094 B	34.701	34.069	22.544	35.780	228.8								
11	5:29.724 B	3:52.449	36.522	23.137	37.616	217.7								
<b>31</b>	<b>Edward O'SHEA</b> GBR													
	BRITISH TALENT TEAM HONDA													
1	3:40.255	2:07.243	38.422	24.078	30.512	231.3								
2	2:03.675	34.681	33.931	22.674	32.389	228.8								
3	2:01.019	34.188	33.826	22.431	30.574	230.3								
4	2:01.780	34.141	33.778	22.558	31.303	224.5								
5	2:16.758 B	34.414	34.310	31.526	36.508	231.3								
6	17:51.397	...	34.933	22.926	30.509	232.3								
7	2:10.764	34.579	42.972	22.870	30.343	231.8								
8	<b>1:59.413</b>	<b>33.853</b>	<b>33.308</b>	<b>22.203</b>	<b>30.049</b>	237.4								
9	2:00.574	34.270	33.728	22.412	30.164	234.8								
10	2:16.586 B	33.886	33.816	22.847	46.037	223.6								
<b>34</b>	<b>Arbi ADITAMA</b> IDN													
	ASTRA HONDA RACING TEAM HONDA													
1	3:50.728	2:07.145	41.412	26.517	35.654	203.0								
2	2:00.522	34.097	33.648	22.500	30.277	238.9								
3	2:06.365	34.053	38.561	22.989	30.762	234.8								
4	2:00.122	<b>33.568</b>	33.589	22.578	30.387	236.8								
5	2:08.889	39.443	36.290	22.571	30.585	232.8								
6	2:07.436 B	34.124	34.173	22.808	36.331	231.8								
7	15:42.823	...	35.088	22.809	31.124	227.8								
8	2:10.052	33.662	43.122	22.987	30.281	239.5								
9	<b>1:59.664</b>	33.706	<b>33.367</b>	<b>22.432</b>	30.159	236.8								
10	2:00.180	33.600	33.746	22.689	<b>30.145</b>	237.9								
11	2:11.180	39.652	38.457	22.710	30.361	237.4								
12	2:08.959	41.238	34.179	22.825	30.717	232.3								
<b>63</b>	<b>Azman SYARIFUDDIN</b> MYS													
	SIC RACING HONDA													
1	3:48.882	2:02.847	47.485	25.979	32.571	224.5								
2	2:01.169	33.961	33.551	22.800	30.857	237.9								
3	2:05.485	36.028	34.264	24.360	30.833	232.8								
4	2:00.012	33.724	33.504	22.238	30.546	230.3								
5	2:05.202	33.721	33.414	22.594	35.473	169.5								
6	1:59.976	33.805	33.448	22.293	30.430	231.3								
7	2:08.935 B	34.026	33.794	22.545	38.570	175.3								
8	6:51.078	5:13.435	38.312	22.805	36.526	185.6								
9	2:00.547	34.129	33.446	22.230	30.742	231.3								
10	2:05.317 B	<b>33.576</b>	33.425	22.294	36.022	227.4								
11	7:06.704	5:34.868	38.207	22.833	30.796	228.3								
12	2:01.179	34.278	33.466	22.473	30.962	230.8								
13	2:03.544	33.618	34.238	23.212	32.476	222.7								
14	<b>1:59.745</b>	34.231	<b>33.171</b>	<b>22.141</b>	<b>30.202</b>	236.3								
<b>14</b>	<b>Cormac BUCHANAN</b> NZL													
	AGR TEAM KTM													
1	3:48.421	2:01.436	47.249	25.866	33.870	203.0								
2	2:00.780	33.884	33.836	22.449	30.611	237.9								
3	2:01.082	34.071	33.901	22.557	30.553	232.3								
4	3:55.036 B	33.641	2:14.720	26.949	39.726	203.0								
5	22:19.579 B	...	35.829	22.827	37.799	209.3								
6	2:17.451	51.027	33.587	22.274	30.563	230.3								



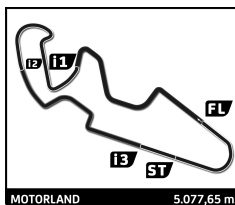
# JuniorGP

## Finetwork FIM JuniorGP Motorland

### Qualifying Practice 1

### Sector Analysis

_ Invalidated Lap							■ Personal Best							■ Session Best							B Crossing the pit lane						
Lap	Time	Sector 1	Sector 2	Sector 3	Sector 4	T.Spd	Lap	Time	Sector 1	Sector 2	Sector 3	Sector 4	T.Spd	Lap	Time	Sector 1	Sector 2	Sector 3	Sector 4	T.Spd	Lap	Time	Sector 1	Sector 2	Sector 3	Sector 4	T.Spd
<b>54</b>	<b>Alberto FERRÁNDEZ</b>						ESP																				
FINETWORK MIR RACING TEAM																											
KTM																											
1	2:20.771	51.312	35.269	22.932	31.258	226.9																					
2	2:02.268	34.688	34.109	22.565	30.906	228.3																					
3	2:01.741	34.459	34.118	22.417	30.747	231.8																					
4	2:01.672	34.066	34.017	22.586	31.003	228.3																					
5	2:01.504	34.080	34.058	22.455	30.911	226.9																					
6	2:08.495 B	34.557	34.175	22.541	37.222	226.9																					
7	10:23.070	8:52.296	33.947	22.376	34.451	196.4																					
8	2:01.536	34.198	33.564	22.702	31.072	225.9																					
9	1:59.921	33.645	33.495	22.175	30.606	231.3																					
10	2:05.058	33.762	36.139	23.052	32.105	218.2																					
11	2:10.780 B	35.038	34.684	23.630	37.428	217.7																					
12	4:47.607	3:20.361	34.062	22.609	30.575	231.8																					
13	2:04.907	33.848	33.816	24.192	33.051	219.1																					
14	2:03.201	33.908	33.896	22.882	32.515	207.3																					
<b>83</b>	<b>Álvaro CARPE RUIZ</b>						ESP																				
STV - MT HEMLETS - MSI																											
KTM																											
1	3:47.356	2:01.999	46.477	24.887	33.993	191.5																					
2	2:03.835	34.450	34.065	22.568	32.752	236.8																					
3	2:02.036	34.398	34.057	22.748	30.833	232.8																					
4	2:04.887	35.208	36.645	22.666	30.368	238.4																					
5	2:00.451	33.999	33.788	22.365	30.299	237.9																					
6	2:00.544	33.944	33.692	22.386	30.522	233.3																					
7	2:10.766 B	33.951	35.213	23.077	38.525	219.1																					
8	15:56.800	...	43.175	23.222	30.402	238.4																					
9	2:00.526	33.982	33.674	22.420	30.450	233.3																					
10	2:00.845	33.821	33.860	22.757	30.407	234.8																					
11	2:01.468	34.009	33.688	22.724	31.047	235.8																					
12	2:02.847	34.268	33.895	22.935	31.749	225.9																					
<b>66</b>	<b>Phillip TONN</b>						DEU																				
LIQUI MOLY INTACT GP JUNIOR TEA																											
KTM																											
1	3:43.370	1:54.492	52.427	24.429	32.022	228.3																					
2	2:01.307	34.408	33.811	22.524	30.564	229.3																					
3	2:01.110	34.358	33.680	22.613	30.459	233.3																					
4	2:06.783	33.995	33.885	23.405	35.498	193.2																					
5	2:00.820	33.997	34.078	22.412	30.333	236.3																					
6	2:00.694	34.012	33.560	22.573	30.549	229.8																					
7	2:10.166 B	34.687	34.687	22.979	37.813	220.9																					
8	6:55.542	5:23.124	34.504	22.572	35.342	196.7																					
9	2:00.609	34.276	33.323	22.422	30.588	227.4																					
10	2:00.645	33.901	33.447	22.467	30.830	228.3																					
11	2:00.666	33.880	33.538	22.653	30.595	226.9																					
12	2:12.880 B	35.670	35.363	23.915	37.932	216.4																					
13	4:47.954	3:03.362	50.236	23.667	30.689	229.8																					
14	2:07.211	34.855	34.430	23.121	34.805	204.5																					
15	2:02.555	34.736	34.425	22.852	30.542	234.3																					
<b>42</b>	<b>Soma GÖRBE</b>						HUN																				
ARTBOX																											
HONDA																											
1	3:47.321	2:00.329	45.917	25.267	35.808	163.9																					
2	2:02.567	34.582	34.260	22.890	30.835	236.8																					
3	2:05.003	34.261	33.764	24.968	32.010	207.7																					
4	2:00.745	34.141	33.841	22.342	30.421	233.8																					
5	2:54.057 B	33.802	1:19.926	24.039	36.290	220.0																					
6	10:22.559 B	8:46.458	35.269	23.048	37.784	225.0																					
7	6:48.076	5:20.500	34.334	22.513	30.729	229.8																					
8	2:03.598	34.190	36.239	22.676	30.493	231.8																					
<b>11</b>	<b>Adrián CRUCES</b>						ESP																				
CUNA DE CAMPEONES																											
KTM																											
1	3:47.257	2:01.754	46.422	24.899	34.182	188.8																					



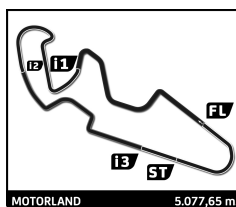
# JuniorGP

## Finetwork FIM JuniorGP Motorland

### Qualifying Practice 1

### Sector Analysis

_ Invalidated Lap							■ Personal Best							■ Session Best							B Crossing the pit lane								
Lap	Time	Sector 1	Sector 2	Sector 3	Sector 4	T.Spd	Lap	Time	Sector 1	Sector 2	Sector 3	Sector 4	T.Spd	Lap	Time	Sector 1	Sector 2	Sector 3	Sector 4	T.Spd	Lap	Time	Sector 1	Sector 2	Sector 3	Sector 4	T.Spd		
9	2:00.973	33.861	34.093	22.475	30.544	235.3																							
10	<b>2:00.615</b>	33.847	<b>33.679</b>	22.439	30.650	231.8																							
11	2:04.456	34.147	33.809	22.920	33.580	230.8																							
12	2:07.765	34.836	39.586	22.746	30.597	235.8																							
<b>19</b>	<b>Alessandro MOROSI</b>						ITA	<b>55</b>	<b>Noah DETTWILER</b>						CHE														
	AC RACING TEAM						HUSQVARNA		CUNA DE CAMPEONES						KTM														
1	3:50.600	2:06.155	45.211	26.269	32.965	219.1	1	3:41.452	2:01.702	44.535	24.543	30.672	232.8																
2	2:01.753	34.511	34.014	22.409	30.819	229.8	2	2:01.876	34.842	33.935	<b>22.491</b>	30.608	230.8																
3	2:03.457	34.376	33.803	24.292	30.986	231.8	3	2:01.807	34.626	33.964	22.668	30.549	233.3																
4	<b>2:00.835</b>	33.889	33.667	22.370	30.909	230.8	4	2:01.112	34.349	33.753	22.516	30.494	232.3																
5	2:01.863	35.026	33.840	22.407	30.590	232.8	5	2:04.776	34.547	34.839	22.999	32.391	206.9																
6	2:01.155	34.341	33.783	22.442	<b>30.589</b>	233.8	6	2:01.911	34.406	33.946	22.635	30.924	226.9																
7	2:00.944	33.948	33.832	22.431	30.733	230.3	7	<b>2:09.190 B</b>	34.949	34.142	22.672	37.427	207.7																
8	<b>2:09.627 B</b>	34.793	34.328	23.240	37.266	229.3	8	6:54.491	5:22.186	34.653	23.467	34.185	182.7																
9	6:53.282	5:18.199	34.096	22.635	38.352	138.6	9	2:01.678	34.554	33.835	22.492	30.797	227.8																
10	2:00.996	34.264	33.746	<b>22.324</b>	30.662	231.3	10	2:01.788	34.374	33.931	22.589	30.894	226.4																
11	2:01.244	<b>33.847</b>	<b>33.539</b>	22.676	31.182	224.5	11	2:14.402 B	34.628	34.732	28.461	36.581	216.0																
12	2:10.899 B	36.238	34.696	23.250	36.715	229.3	12	6:56.717	5:19.745	41.318	23.432	32.222	207.7																
13	4:51.829	3:17.999	39.630	23.518	30.682	233.3	13	2:01.137	34.331	33.718	22.691	<b>30.397</b>	237.4																
14	2:01.270	33.893	33.580	22.921	30.876	235.3	14	<b>2:01.075</b>	<b>33.861</b>	<b>33.548</b>	22.515	31.151	236.8																
15	2:03.369	34.269	33.872	22.837	32.391	221.8																							
<b>22</b>	<b>David ALMANSA</b>						ESP	<b>71</b>	<b>Torin TORIN COLLINS</b>						CAN														
	FINETWORK MIR RACING TEAM						KTM		AGR TEAM						KTM														
1	3:27.584	1:54.152	39.138	23.616	30.678	232.8	1	3:50.298	2:08.921	44.114	26.080	31.183	232.3																
2	2:01.659	34.805	33.750	22.582	30.522	231.8	2	2:02.201	34.758	34.008	22.657	30.778	234.3																
3	2:01.350	34.160	33.886	<b>22.450</b>	30.854	232.8	3	2:03.470	34.398	34.009	24.057	31.006	230.3																
4	2:14.388	40.116	36.647	23.457	34.168	177.0	4	2:01.328	<b>33.950</b>	33.964	22.518	30.896	231.8																
5	2:07.901	36.877	35.119	22.871	33.034	183.7	5	2:01.634	34.533	33.979	22.596	<b>30.526</b>	234.8																
6	2:02.248	<b>34.095</b>	33.796	22.953	31.404	218.2	6	2:01.276	34.083	34.024	22.378	30.791	232.3																
7	<b>2:00.896</b>	34.138	<b>33.676</b>	22.475	30.607	234.3	7	2:14.382 B	34.229	39.518	22.947	37.688	225.0																
8	2:12.789 B	35.824	35.522	24.127	37.316	220.4	8	13:45.132	...	34.489	22.586	31.104	226.9																
9	11:49.483	...	34.267	22.731	30.656	231.8	9	2:04.363	34.163	35.979	22.850	31.371	230.8																
10	2:08.596	34.215	40.823	23.157	30.401	241.6	10	<b>2:01.223</b>	34.253	<b>33.927</b>	<b>22.353</b>	30.690	234.3																
11	2:05.377	35.324	36.688	22.795	30.570	236.3	11	2:01.904	34.298	34.206	22.583	30.817	235.3																
12	2:01.370	34.204	33.794	22.719	30.653	233.8	12	2:02.417	34.440	34.146	22.931	30.900	236.8																
13	2:01.887	34.166	34.217	22.862	30.642	235.8	13	2:02.392	34.289	34.219	22.913	30.971	227.8																
14	2:01.052	34.298	33.859	22.788	<b>30.107</b>	239.5																							
<b>91</b>	<b>Kotaro UCHIUMI</b>						JPN	<b>91</b>	<b>Kotaro UCHIUMI</b>						JPN														
	ANGELUSS MTA TEAM						KTM		ANGELUSS MTA TEAM						KTM														
1	3:27.976	1:52.222	40.623	24.221	30.910	231.8	1	3:27.976	1:52.222	40.623	24.221	30.910	231.8																
2	2:02.267	34.701	34.079	<b>22.658</b>	30.829	229.3	2	2:02.267	34.701	34.079	<b>22.658</b>	30.829	229.3																
3	2:02.070	34.431	33.940	22.719	30.980	228.3	3	2:02.070	34.431	33.940	22.719	30.980	228.3																
4	2:03.096	35.061	34.227	22.771	31.037	225.5	4	2:03.096	35.061	34.227	22.771	31.037	225.5																
5	<b>2:02.418</b>	34.542	34.130	22.854	30.892	226.9	5	<b>2:02.418</b>	34.542	34.130	22.854	30.892	226.9																
6	2:02.275	34.545	34.143	22.686	30.901	226.9	6	2:02.275	34.545	34.143	22.686	30.901	226.9																
7	<b>2:02.112</b>	34.484	34.006	22.696	30.926	226.4	7	<b>2:02.112</b>	34.484	34.006	22.696	30.926	226.4																
8	2:02.314	34.403	34.311	22.734	30.866	227.4	8	2:02.314	34.403	34.311	22.734	30.866	227.4																
9	2:12.935 B	35.312	35.188	23.748	38.687	224.5	9	2:12.935 B	35.312	35.188	23.748	38.687	224.5																
10	5:34.253	3:56.394	42.817	23.757	31.285	223.1	10	5:34.253	3:56.394	42.817	23.757	31.285	223.1																
11	2:03.154	34.565	34.400	22.889	31.300	224.1	11	2:03.154	34.565	34.400	22.889	31.300	224.1																
12	2:09.967 B	35.128	34.692	23.374	36.773	221.8	12	2:09.967 B	35.128	34.692	23.374	36.773	221.8																
13	4:27.345	2:58.721	35.090	22.691	30.843	230.3	13	4:27.345	2:58.721	35.090	22.691	30.843	230.3																
14	2:01.552	34.425	<b>33.785</b>	22.767	30.575	233.8	14	2:01.552	34.425	<b>33.785</b>	22.767	30.575	233.8																
15	2:01.863	<b>34.226</b>	34.305	22.767	30.565	236.3	15	2:01.863	<b>34.226</b>	34.305	22.767	30.565	236.3																
16	<b>2:01.321</b>	34.331	33.855	22.876	<b>30.259</b>	236.3	16	<b>2:01.321</b>	34.331	33.855	22.876	<b>30.259</b>	236.3																
<b>72</b>	<b>Kanta HAMADA</b>						JPN	<b>72</b>	<b>Kanta HAMADA</b>						JPN														
	FAU55 TEY RACING						KTM		FAU55 TEY RACING						KTM														
1	3:28.052	1:47.072	36.164	31.254	33.562	207.7	1	3:28.052	1:47.072	36.164	31.254	33.562</																	



# JuniorGP

## Finetwork FIM JuniorGP Motorland

### Qualifying Practice 1

### Sector Analysis

— Invalidated Lap    ■ Personal Best    ■ Session Best    B Crossing the pit lane

Lap	Time	Sector 1	Sector 2	Sector 3	Sector 4	T.Sp	Lap	Time	Sector 1	Sector 2	Sector 3	Sector 4	T.Sp
3	2:11.910	37.239	39.773	23.562	31.336	227.4							
4	2:03.182	35.419	34.178	22.755	30.830	231.3							
5	2:02.863	34.335	34.290	23.294	30.944	227.8							
6	2:05.170	36.002	34.253	23.738	31.177	234.3							
7	2:04.316	34.695	34.744	23.366	31.511	230.8							
8	2:03.254	34.551	34.443	23.266	30.994	229.8							
9	2:20.225B	35.565	35.532	25.261	43.867	220.0							
10	11:39.619	...	35.666	25.296	34.149	220.4							
11	2:02.345	34.969	34.009	<b>22.636</b>	30.731	230.3							
12	<b>2:01.423</b>	<b>34.235</b>	<b>33.816</b>	22.748	<b>30.624</b>	232.8							
13	2:03.085	34.281	34.199	23.194	31.411	232.3							
14	2:03.568	34.898	34.297	23.355	31.018	231.8							

<b>74</b>	<b>Alex GOURDON</b>	FRA
	LEOPARD IMPALA JUNIOR	HONDA

1	3:42.531	1:52.514	49.582	28.124	32.311	226.9
2	2:04.593	35.673	34.814	22.927	<b>31.179</b>	230.8
3	2:03.673	35.051	34.417	23.012	31.193	232.3
4	<b>2:03.224</b>	34.902	<b>34.231</b>	<b>22.896</b>	31.195	228.8