

JuniorGP

Finetwork FIM JuniorGP Motorland

Free Practice 2

Sector Analysis

Invalidated Lap ■ Personal Best ■ Session Best B Crossing the pit lane

Lap	Time	Sector 1	Sector 2	Sector 3	Sector 4	T.Spd
95	Collin VEIJER					
AGR TEAM						KTM
1	2:59.131	1:30.361	34.445	23.127	31.198	222.2
2	2:01.161	33.971	33.612	22.476	31.102	222.7
3	2:00.363	33.741	33.399	22.417	30.806	225.5
4	2:00.206	33.687	33.583	22.445	30.491	230.8
5	2:01.088	33.690	33.307	22.426	31.665	229.3
6	2:06.876 B	33.704	33.991	22.572	36.609	217.3
7	4:35.204	3:07.687	33.918	22.706	30.893	221.8
8	2:00.271	33.644	33.358	22.403	30.866	221.3
9	2:00.014	33.647	33.299	22.282	30.786	222.2
10	2:00.078	33.723	33.360	22.273	30.722	223.1
11	2:05.134 B	33.661	33.366	22.439	35.668	220.0
12	7:53.133	6:25.727	34.007	22.582	30.817	225.5
13	2:00.963	33.427	33.589	23.076	30.871	225.5
14	2:05.821	33.674	39.370	22.517	30.260	229.3
15	1:58.811	33.191	33.130	22.172	30.318	231.3
16	2:04.521	37.971	33.178	22.508	30.864	225.5
17	1:58.672	33.335	33.110	22.078	30.149	232.3
18	1:59.624	33.826	33.291	22.192	30.315	227.4

Lap	Time	Sector 1	Sector 2	Sector 3	Sector 4	T.Spd
29	Harrison VOIGHT					
SIC 58.						AUS
						HONDA
1	2:47.106	1:17.830	34.990	23.077	31.209	222.7
2	2:01.401	34.057	33.843	22.462	31.039	222.7
3	2:06.722	33.827	38.430	23.726	30.739	229.3
4	2:00.901	33.926	33.658	22.701	30.616	230.8
5	2:09.704	42.009	34.012	22.886	30.797	224.5
6	2:12.228 B	36.948	34.631	23.125	37.524	220.0
7	5:59.486	4:31.780	34.027	22.694	30.985	222.2
8	2:00.960	33.797	33.737	22.498	30.928	221.3
9	2:00.232	33.786	33.498	22.279	30.669	223.6
10	2:10.144 B	35.247	34.852	23.046	36.999	218.6
11	8:24.852	6:58.566	33.695	22.230	30.361	225.0
12	1:59.063	33.451	33.166	22.088	30.358	228.8
13	2:03.696	33.591	37.360	22.212	30.533	225.0
14	1:59.069	33.404	33.232	22.016	30.417	225.0
15	1:59.826	33.626	33.370	22.199	30.631	225.9
16	1:59.663	33.561	33.535	22.171	30.396	229.3
17	1:59.938	33.682	33.644	22.075	30.537	229.3

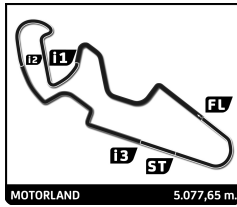
Lap	Time	Sector 1	Sector 2	Sector 3	Sector 4	T.Spd
11	Adrián CRUCES					
CUNA DE CAMPEONES						ESP
						KTM
1	2:34.190	1:01.539	35.277	23.836	33.538	215.1
2	2:01.997	34.313	33.858	22.721	31.105	221.8
3	2:01.281	33.964	33.761	22.502	31.054	222.2
4	2:03.327	35.759	34.019	22.593	30.956	223.1
5	2:00.890	33.940	33.742	22.353	30.855	224.1
6	2:00.832	34.009	33.581	22.412	30.830	221.8
7	2:10.996 B	35.588	34.768	23.123	37.517	221.3
8	11:53.360	...	35.865	22.437	31.122	216.4
9	2:14.936 B	35.548	36.501	24.598	38.289	222.2
10	4:35.387	2:54.986	40.443	26.969	32.989	213.9
11	2:11.341	37.022	40.466	22.631	31.222	227.4
12	1:59.784	33.831	33.197	22.206	30.550	227.4
13	2:00.955	33.825	33.695	22.682	30.753	228.8

Lap	Time	Sector 1	Sector 2	Sector 3	Sector 4	T.Spd
14	1:59.743	33.598	33.210	22.373	30.562	227.8
15	2:00.758	34.348	33.551	22.255	30.604	223.6
16	1:59.298	33.406	33.279	22.122	30.491	225.5

Lap	Time	Sector 1	Sector 2	Sector 3	Sector 4	T.Spd
69	Marcos RUDA					
FINETWORK MIR RACING TEAM						ESP
						KTM
1	2:48.689	1:19.673	35.187	23.103	30.726	226.9
2	2:00.805	34.073	33.647	22.511	30.574	229.3
3	2:01.216	34.033	33.685	22.775	30.723	226.4
4	2:08.543	35.877	37.672	22.880	32.114	230.8
5	2:01.144	34.128	33.746	22.677	30.593	233.3
6	2:06.519	38.113	34.358	23.094	30.954	226.4
7	2:01.242	34.214	33.913	22.632	30.483	231.8
8	2:11.045 B	36.939	34.346	23.130	36.630	219.1
9	16:42.767	...	34.135	22.647	33.704	189.8
10	2:03.124	33.665	36.379	22.523	30.557	229.8
11	1:59.387	33.568	33.199	22.318	30.302	226.9
12	2:00.598	33.819	33.604	22.690	30.485	229.3
13	1:59.892	33.744	33.182	22.484	30.482	228.3
14	2:01.146	34.127	33.618	22.617	30.784	221.8

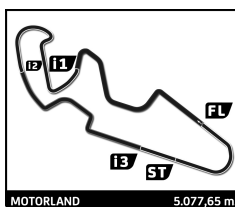
Lap	Time	Sector 1	Sector 2	Sector 3	Sector 4	T.Spd
32	Daniel SHAHRIL					
ASIA TALENT TEAM						MYS
						HONDA
1	2:14.880	45.488	34.562	23.489	31.341	224.1
2	2:02.219	34.340	34.191	22.740	30.948	225.0
3	2:06.009	34.252	34.064	23.408	34.285	192.9
4	2:01.468	34.163	33.935	22.746	30.624	227.8
5	2:01.063	34.018	33.703	22.606	30.736	227.4
6	2:06.596	38.890	34.110	22.673	30.923	223.1
7	2:01.964	34.330	33.817	22.767	31.050	221.3
8	2:01.539	34.203	33.789	22.620	30.927	222.2
9	2:12.835 B	35.489	36.168	23.517	37.661	217.7
10	9:20.089 B	7:31.593	35.498	29.405	43.593	184.0
11	5:30.405	3:45.228	44.620	29.267	31.290	224.1
12	2:12.439	33.907	43.604	23.633	31.295	227.4
13	1:59.784	33.776	33.323	22.314	30.371	229.3
14	1:59.399	33.325	33.360	22.443	30.271	228.8
15	1:59.662	33.553	33.378	22.342	30.389	227.8
16	2:00.558	33.815	34.001	22.370	30.372	234.3
17	1:59.914	33.671	33.398	22.360	30.485	226.4

Lap	Time	Sector 1	Sector 2	Sector 3	Sector 4	T.Spd
33	Tatchakorn BUASRI					
HONDA RACING THAILAND						THA
						HONDA
1	2:14.567	44.163	35.115	23.376	31.913	220.0
2	2:05.430	36.493	34.905	22.896	31.136	227.4
3	2:01.522	34.050	33.888	22.558	31.026	230.3
4	2:01.766	34.066	33.938	22.756	31.006	224.1
5	2:01.595	34.106	33.896	22.680	30.913	225.0
6	2:05.060	34.071	35.926	22.742	32.321	196.7
7	2:03.043	33.948	33.912	22.688	32.495	220.9
8	2:01.668	33.981	33.925	22.712	31.050	223.1
9	2:16.528 B	36.445	36.859	24.367	38.857	206.9
10	9:16.989 B	7:28.798	35.351	29.587	43.253	186.9
11	5:29.836	3:44.233	38.889	29.877	36.837	215.1
12	2:12.896	34.334	43.767	23.748	31.047	227.8
13	2:00.063	33.745	33.541	22.330	30.447	229.3
14	1:59.450	33.387	33.361	22.368	30.334	231.3



JuniorGP
Finetwork FIM JuniorGP Motorland
Free Practice 2
Sector Analysis

— Invalidated Lap							■ Personal Best	■ Session Best	B Crossing the pit lane						
Lap	Time	Sector 1	Sector 2	Sector 3	Sector 4	T.Spd	Lap	Time	Sector 1	Sector 2	Sector 3	Sector 4	T.Spd		
15	2:07.493	33.723	39.392	23.022	31.356	219.5	16	2:02.320	33.995	35.469	22.460	30.396	228.8		
16	2:01.892	34.291	33.813	22.771	31.017	223.1	17	2:00.124	33.685	33.550	22.221	30.668	224.1		
17	2:01.346	33.765	33.905	22.796	30.880	225.9									
85	Xabi ZURUTUZA					ESP			80	David ALONSO					COL
	ANGELUSS MTA TEAM					KTM				ASPAR JUNIOR TEAM					GAS GAS
1	2:15.631	46.968	34.591	22.924	31.148	222.7	1	2:48.334	1:19.437	35.041	23.208	30.648	234.8		
2	2:01.952	34.115	34.072	22.832	30.933	220.9	2	2:00.321	33.826	33.596	22.370	30.529	232.3		
3	2:07.570	33.956	33.864	22.927	36.823	203.0	3	2:05.868	33.862	37.616	23.499	30.891	225.5		
4	9:48.991	8:18.473	35.665	23.176	31.677	216.0	4	2:04.379	33.940	33.982	22.669	33.788	225.0		
5	2:01.512	34.282	33.705	22.517	31.008	218.2	5	2:01.447	34.055	33.883	22.634	30.875	225.5		
6	2:01.560	33.931	33.729	22.522	31.378	216.0	6	2:12.996	38.056	34.412	22.984	37.544	227.8		
7	2:06.200	33.895	33.755	22.501	36.049	216.9	7	7:32.248	6:04.817	34.098	22.588	30.745	224.1		
8	11:12.758	9:31.371	41.829	25.615	33.943	209.7	8	1:59.680	33.559	33.379	22.207	30.535	225.9		
9	2:08.462	34.099	38.912	24.203	31.248	220.0	9	1:59.770	33.584	33.478	22.166	30.542	226.4		
10	2:00.176	33.799	33.187	22.738	30.452	227.4	10	1:59.851	33.481	33.385	22.381	30.604	223.6		
11	2:03.065	33.765	33.475	23.855	31.970	212.2	11	2:10.336	34.449	34.882	24.167	36.838	223.6		
12	1:59.561	33.445	33.271	22.292	30.553	225.5	12	7:25.383	5:57.845	34.174	22.648	30.716	225.9		
13	1:59.839	33.648	33.289	22.233	30.669	220.9	13	1:59.870	33.628	33.478	22.207	30.557	225.9		
14	1:59.896	33.568	33.397	22.241	30.690	221.3	14	1:59.747	33.437	33.370	22.251	30.689	224.5		
							15	1:59.940	33.547	33.417	22.248	30.728	225.0		
							16	2:00.256	33.617	33.556	22.390	30.693	224.1		
58	Luca LUNETTA					ITA			99	José Antonio RUEDA					ESP
	AC RACING TEAM					HUSQVARNA				TEAM ESTRELLA GALICIA 0,0					HONDA
1	2:49.807	1:21.039	34.761	23.018	30.989	222.7	1	2:48.325	1:19.466	34.618	23.445	30.796	229.8		
2	2:00.403	33.868	33.551	22.359	30.625	228.8	2	2:00.586	33.978	33.582	22.467	30.559	229.8		
3	2:04.885	33.648	33.791	26.494	30.952	222.2	3	2:03.377	33.828	34.151	22.906	32.492	196.0		
4	2:04.150	33.781	33.768	22.624	33.977	218.2	4	2:05.980	33.975	37.899	23.162	30.944	231.3		
5	2:01.154	33.877	33.883	22.616	30.778	228.3	5	2:02.492	34.148	33.897	23.023	31.424	231.3		
6	2:15.075	36.567	36.315	24.282	37.911	220.0	6	2:08.767	34.381	34.737	22.926	36.723	223.6		
7	9:34.065	8:07.019	33.910	22.437	30.699	221.3	7	9:38.250	8:11.660	33.709	22.428	30.453	223.1		
8	2:00.668	33.788	33.391	22.610	30.879	220.0	8	2:17.738	40.312	35.770	22.889	38.767	224.1		
9	2:00.294	33.625	33.251	22.491	30.927	219.1	9	8:29.877	7:01.908	34.182	23.044	30.743	227.4		
10	2:14.779	36.287	35.587	25.139	37.766	211.8	10	2:11.787	34.365	43.284	22.650	31.488	223.6		
11	4:59.069	3:27.878	34.188	22.835	34.168	181.2	11	1:59.793	33.911	33.219	22.400	30.263	231.3		
12	2:00.566	33.792	33.461	22.389	30.924	221.8	12	2:00.229	33.699	33.441	22.335	30.754	223.6		
13	1:59.572	33.596	33.221	22.244	30.511	224.5	13	2:00.290	33.794	33.387	22.308	30.801	223.6		
14	2:00.434	33.615	33.594	22.489	30.736	226.4	14	2:00.775	34.045	33.556	22.380	30.794	223.6		
15	2:00.238	33.744	33.330	22.631	30.533	227.4	15	2:00.149	33.859	33.305	22.363	30.622	226.4		
16	2:04.823	34.302	36.725	22.629	31.167	220.0									
38	David SALVADOR					ESP			14	Cormac BUCHANAN					NZL
	LAGLISSE ACADEMY					HUSQVARNA				AGR TEAM					KTM
1	2:53.731	1:25.392	34.230	22.962	31.147	220.0	1	2:24.892	56.603	34.450	22.853	30.986	220.0		
2	2:08.759	34.142	40.787	22.697	31.133	222.2	2	2:01.594	34.082	33.652	22.680	31.180	221.8		
3	2:01.708	34.170	33.788	22.621	31.129	222.7	3	2:00.945	33.842	33.517	22.519	31.067	219.5		
4	2:01.395	34.114	33.808	22.543	30.930	223.1	4	2:00.893	33.934	33.645	22.337	30.977	218.6		
5	2:00.775	34.145	33.664	22.373	30.593	227.4	5	2:00.294	33.719	33.523	22.265	30.787	220.0		
6	2:00.969	34.072	33.660	22.566	30.671	225.5	6	2:00.368	33.675	33.621	22.301	30.771	222.7		
7	2:00.899	33.883	33.740	22.457	30.819	225.0	7	2:11.563	33.855	37.949	23.035	36.724	216.9		
8	2:13.079	34.002	36.685	23.492	38.900	210.9	8	13:26.031	B	...	35.585	30.086	40.527	197.1	
9	9:24.760	7:55.572	36.167	22.352	30.669	222.2	9	5:29.191	3:48.531	37.040	29.346	34.274	210.9		
10	2:16.582	35.940	36.937	24.998	38.707	213.9	10	2:09.772	34.174	41.281	22.888	31.429	223.1		
11	4:40.617	3:13.009	34.267	22.486	30.855	226.9	11	2:00.395	33.753	33.570	22.591	30.481	225.5		
12	2:00.583	33.714	33.403	22.719	30.747	222.7	12	1:59.896	33.332	33.440	22.428	30.696	224.5		
13	1:59.672	33.643	33.339	22.203	30.487	229.3	13	1:59.921	33.549	33.181	22.219	30.972	216.4		
14	2:06.331	37.789	35.589	22.430	30.523	226.4	14	1:59.857	33.455	33.343	22.184	30.875	217.7		
15	1:59.846	33.764	33.422	22.172	30.488	231.3	15	2:02.767	33.539	33.992	23.119	32.117	218.2		



JuniorGP

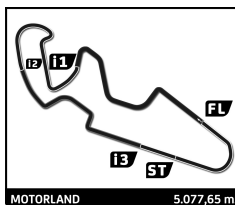
Finetwork FIM JuniorGP Motorland

Free Practice 2

Sector Analysis

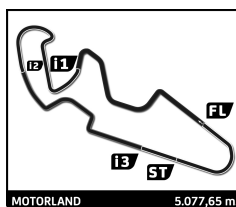
— Invalidated Lap ■ Personal Best ■ Session Best B Crossing the pit lane

Lap	Time	Sector 1	Sector 2	Sector 3	Sector 4	T.Spd	Lap	Time	Sector 1	Sector 2	Sector 3	Sector 4	T.Spd		
94	Facundo LLAMBIAS							URY	16	2:00.286	33.708	33.544	22.308	30.726	225.5
	TEAM ESTRELLA GALICIA 0,0							HONDA	17	2:08.252	39.625	34.490	22.984	31.153	224.1
1	2:47.254	1:18.515	34.625	22.936	31.178	222.7									
2	2:01.509	34.083	33.907	22.551	30.968	225.5									
3	2:01.469	33.855	33.885	22.665	31.064	221.8									
4	2:07.712	34.976	38.883	22.733	31.120	223.6									
5	2:08.618	40.611	34.300	22.740	30.967	223.6									
6	2:09.476 B	34.147	33.837	22.713	38.779	222.7									
7	9:35.587	8:08.037	34.060	22.521	30.969	220.4									
8	2:15.166 B	34.271	38.910	22.655	39.330	225.9									
9	8:29.405	7:01.943	33.843	22.615	31.004	230.3									
10	2:08.754	34.413	40.964	22.730	30.647	226.4									
11	2:00.571	33.675	34.152	22.315	30.429	228.3									
12	2:00.275	33.614	33.447	22.395	30.819	222.7									
13	2:00.095	33.849	33.329	22.237	30.680	224.1									
14	1:59.913	33.727	33.363	22.208	30.615	223.6									
15	2:02.086	33.654	33.511	23.139	31.782	215.6									
63	Azman SYARIFUDDIN							MYS	16	2:00.286	33.708	33.544	22.308	30.726	225.5
	SIC RACING							HONDA	17	2:08.252	39.625	34.490	22.984	31.153	224.1
1	2:54.850	1:23.156	37.050	23.391	31.253	222.7									
2	2:02.553	34.444	33.987	22.876	31.246	222.2									
3	2:01.451	34.084	33.709	22.736	30.922	225.5									
4	2:02.214	34.686	33.858	22.771	30.899	222.7									
5	2:00.398	33.706	33.479	22.351	30.862	227.4									
6	2:15.087 B	34.021	39.316	23.060	38.690	226.4									
7	9:35.837	8:07.859	34.320	22.701	30.957	224.5									
8	2:13.619 B	33.917	38.692	23.433	37.577	223.6									
9	8:35.634	7:05.346	35.499	23.490	31.299	222.7									
10	2:10.567	34.031	41.273	23.639	31.624	222.2									
11	2:00.291	33.780	33.433	22.262	30.816	225.0									
12	2:00.455	33.660	33.391	22.490	30.914	223.1									
13	2:00.501	33.767	33.478	22.362	30.894	225.0									
14	2:00.734	33.912	33.426	22.462	30.934	223.1									
15	2:00.733	33.842	33.562	22.451	30.878	222.2									
31	Edward O'SHEA							GBR	16	2:00.286	33.708	33.544	22.308	30.726	225.5
	BRITISH TALENT TEAM							HONDA	17	2:08.252	39.625	34.490	22.984	31.153	224.1
1	2:14.548	45.188	34.592	23.471	31.297	220.0									
2	2:02.136	34.226	33.785	22.868	31.257	222.2									
3	2:04.841	34.468	34.089	23.372	32.912	202.2									
4	2:09.589 B	34.331	34.038	22.916	38.304	216.0									
5	19:34.053 B	...	35.359	28.943	41.429	203.8									
6	5:30.183	3:47.885	45.892	25.111	31.295	225.0									
7	2:20.451 B	38.219	41.975	23.598	36.659	226.4									
8	3:59.284	2:30.894	34.844	22.845	30.701	223.6									
9	2:00.430	33.946	33.429	22.558	30.497	230.8									
10	2:00.627	33.986	33.389	22.425	30.827	224.1									
11	2:07.602 B	33.975	33.591	22.712	37.324	223.6									
54	Alberto FERRÁNDEZ							ESP	16	2:00.286	33.708	33.544	22.308	30.726	225.5
	FINETWORK MIR RACING TEAM							KTM	17	2:08.252	39.625	34.490	22.984	31.153	224.1
1	2:23.763	54.352	34.743	23.200	31.468	220.0									
2	2:02.751	34.512	34.135	22.766	31.338	222.2									
3	2:02.886	34.630	34.070	22.753	31.433	220.0									
4	2:03.110	34.312	34.184	23.238	31.376	218.6									
5	2:07.661	38.898	34.236	22.964	31.563	218.2									
6	2:02.622	34.313	34.045	23.016	31.248	220.9									
7	2:10.080 B	34.696	34.810	23.907	36.667	222.7									
8	9:22.357	7:54.548	33.984	22.671	31.154	219.5									
9	2:00.748	33.849	33.563	22.396	30.940	221.3									
10	2:20.913 B	33.826	38.244	29.194	39.649	200.7									
11	5:24.646	3:53.200	33.922	22.932	34.592	186.2									
12	2:00.950	33.992	33.502	22.571	30.885	225.9									
13	2:01.529	33.937	33.957	22.571	31.064	220.4									
14	2:01.292	33.841	33.637	22.481	31.333	220.0									
15	2:00.481	33.674	33.521	22.404	30.882	224.1									
16	2:00.957	33.727	33.725	22.417	31.088	221.3									
83	Álvaro CARPE RUIZ							ESP	16	2:00.286	33.708	33.544	22.308	30.726	225.5
	STV - MT HEMLETS - MSI							KTM	17	2:08.252	39.625	34.490	22.984	31.153	224.1
1	2:47.466	1:18.303	35.446	22.844	30.873	227.4									



JuniorGP
Finetwork FIM JuniorGP Motorland
Free Practice 2
Sector Analysis

Lap	Time	Sector 1	Sector 2	Sector 3	Sector 4	T.Sp	Lap	Time	Sector 1	Sector 2	Sector 3	Sector 4	T.Sp
2	2:01.780	34.098	34.108	22.869	30.705	232.3	7	2:01.013	33.942	33.540	22.626	30.905	222.2
3	2:02.101	34.186	34.310	22.639	30.966	227.4	19 Alessandro MOROSI ITA						
4	2:07.354	34.260	38.846	23.324	30.924	231.8	AC RACING TEAM HUSQVARNA						
5	2:01.984	34.338	34.127	22.780	30.739	230.8	1	2:15.290	45.931	34.717	23.086	31.556	222.2
6	2:07.003	34.345	37.155	23.921	31.582	203.8	2	2:02.679	34.317	34.147	22.737	31.478	220.9
7	2:08.401 B	34.496	34.539	22.884	36.482	225.5	3	2:03.754	34.362	34.032	22.955	32.405	206.9
8	12:51.752 B	...	38.904	30.808	40.874	207.3	4	2:02.881	34.386	34.076	23.213	31.206	223.6
9	5:34.058	4:03.512	35.604	23.605	31.337	225.0	5	2:02.445	34.308	33.972	22.746	31.419	219.1
10	2:02.050	33.928	33.969	23.119	31.034	226.4	6	2:05.677	35.625	34.131	23.298	32.623	211.4
11	2:01.133	33.807	33.753	22.960	30.613	232.3	7	2:13.056 B	34.927	35.546	23.482	39.101	214.7
12	2:03.130	33.917	35.726	22.548	30.939	225.5	8	8:04.026	6:35.905	34.094	22.819	31.208	220.0
13	2:05.354	38.400	33.946	22.292	30.716	234.3	9	2:01.378	34.147	33.671	22.563	30.997	225.0
14	2:01.092	34.050	33.758	22.630	30.654	230.3	10	2:01.570	33.756	33.577	22.874	31.363	219.1
15	2:00.623	33.820	33.875	22.396	30.532	231.3	11	2:15.936 B	36.166	36.281	24.596	38.893	210.1
55 Noah DETTWILER CHE							12 4:35.372 3:07.502 34.326 22.596 30.948 225.0						
CUNA DE CAMPEONES KTM							13 2:04.457 34.721 35.230 22.676 31.830 221.8						
1	2:34.667	1:03.494	34.462	23.275	33.436	208.5	14	2:01.378	34.158	33.653	22.549	31.018	220.0
2	2:01.596	34.375	33.907	22.559	30.755	225.9	15	2:01.116	33.955	33.836	22.570	30.755	226.9
3	2:01.330	34.227	33.743	22.417	30.943	225.5	16	2:01.842	34.020	33.808	22.609	31.405	220.4
4	2:01.341	34.058	33.882	22.545	30.856	222.7	17	2:01.609	34.096	33.859	22.703	30.951	224.5
5	2:05.199	34.136	37.087	22.858	31.118	221.3	18	2:01.807	34.156	34.041	22.464	31.146	223.1
6	2:01.816	34.256	33.817	22.741	31.002	220.4	66 Phillip TONN DEU						
7	2:10.246 B	34.895	34.494	23.153	37.704	212.6	LIQUI MOLY INTACT GP JUNIOR TEA KTM						
8	11:50.819	...	34.633	22.671	30.924	224.1	1	2:48.537	1:18.868	35.159	23.191	31.319	221.8
9	2:12.304 B	35.650	35.051	24.200	37.403	217.7	2	2:01.790	34.135	34.086	22.646	30.923	225.0
10	4:38.009	2:58.658	38.142	27.576	33.633	214.3	3	2:01.201	33.859	33.782	22.763	30.797	225.5
11	2:08.149	34.154	34.858	24.949	34.188	201.5	4	2:07.494	34.175	38.390	23.548	31.381	226.9
12	2:01.101	34.310	33.702	22.825	30.264	232.8	5	2:16.811 B	34.217	34.140	23.287	38.167	211.8
13	2:00.878	33.938	33.759	22.449	30.732	223.6	6	8:53.154	7:20.226	35.805	25.535	31.588	216.0
14	2:00.960	34.044	33.600	22.715	30.601	224.1	7	2:02.216	34.485	33.958	22.795	30.978	219.5
15	2:00.719	33.980	33.606	22.394	30.739	223.1	8	2:01.307	34.174	33.797	22.569	30.767	221.3
16	2:01.059	34.289	33.594	22.372	30.804	222.2	9	2:01.293	34.136	33.649	22.565	30.943	219.1
22 David ALMANSA ESP							10	2:28.980 B	40.280	39.190	29.264	40.246	206.1
FINETWORK MIR RACING TEAM KTM							11	4:53.508	3:18.204	36.492	26.891	31.921	225.5
1	3:32.718 B	1:22.414	34.847	23.664	1:11.793	197.4	12	2:04.797	34.449	34.915	23.854	31.579	218.6
2	9:31.796	8:02.006	35.788	23.281	30.721	229.3	13	2:02.839	34.238	33.936	23.052	31.613	220.9
3	2:01.617	34.241	33.731	22.906	30.739	225.0	14	2:01.879	34.050	33.984	22.679	31.166	218.6
4	2:11.795 B	35.170	35.360	23.878	37.387	219.5	15	2:03.502	34.198	35.816	22.883	30.605	227.4
5	8:42.330	7:13.840	34.558	22.986	30.946	223.1	16	2:01.790	34.320	33.837	22.640	30.993	222.7
6	2:12.402 B	34.154	33.944	25.650	38.654	219.5	17	2:01.246	34.067	33.914	22.609	30.656	228.3
7	5:48.264	4:16.982	34.152	22.990	34.140	191.5	91 Kotaro UCHIUMI JPN						
8	2:01.389	34.293	33.655	22.595	30.846	226.4	ANGELUSS MTA TEAM KTM						
9	2:00.760	33.989	33.465	22.674	30.632	225.9	1	2:24.067	54.711	34.776	23.273	31.307	220.0
10	2:00.930	33.865	33.580	22.588	30.897	225.0	2	2:02.726	34.342	34.208	23.038	31.138	221.8
11	2:01.038	33.988	33.599	22.575	30.876	225.5	3	2:03.817	35.023	34.331	23.237	31.226	224.1
12	2:02.067	34.304	34.587	22.570	30.606	226.4	4	2:03.211	34.442	34.373	23.121	31.275	219.1
78 Jakob ROSENTHALER AUT							5	2:12.094	38.914	38.477	23.349	31.354	221.8
LIQUI MOLY INTACT GP JUNIOR TEA KTM							6	2:18.453	34.995	46.493	25.078	31.887	218.6
1	2:20.492	50.612	35.016	23.273	31.591	221.3	7	2:03.171	34.694	34.276	23.022	31.179	220.4
2	2:06.228	34.539	34.712	23.720	33.257	200.0	8	2:09.991 B	34.624	34.547	23.254	37.566	215.1
3	2:02.750	34.614	34.077	22.856	31.203	220.4	9	10:51.112 B	8:58.761	39.330	29.771	43.250	178.2
4	2:03.079	34.427	34.050	23.046	31.556	219.5	10	5:27.876	3:44.986	43.994	24.938	33.958	214.3
5	2:13.780 B	36.218	35.953	24.256	37.353	220.4	11	2:08.398	34.701	38.151	24.226	31.320	218.2
6	12:03.524	...	34.423	22.505	30.747	226.4	12	2:01.823	34.278	34.083	22.834	30.628	226.9



JuniorGP

Finetwork FIM JuniorGP Motorland

Free Practice 2

Sector Analysis

— Invalidated Lap ■ Personal Best ■ Session Best B Crossing the pit lane

Lap	Time	Sector 1	Sector 2	Sector 3	Sector 4	T.Spd	Lap	Time	Sector 1	Sector 2	Sector 3	Sector 4	T.Spd
13	2:01.757	34.219	33.892	22.605	31.041	222.7	3	2:03.863	35.183	34.320	23.208	31.152	225.5
14	2:01.335	34.059	33.903	22.538	30.835	225.0	4	2:03.128	34.586	34.241	23.140	31.161	223.1
15	2:01.857	33.972	34.620	22.468	30.797	224.5	5	2:11.307	38.117	37.210	24.539	31.441	222.2
16	2:01.451	34.174	33.872	22.565	30.840	224.1	6	2:03.958	34.815	34.527	23.144	31.472	216.9

42	Soma GÖRBE	HUN				
	ARTBOX	HONDA				
1	2:33.716	1:01.735	35.291	23.769	32.921	206.9
2	2:02.514	34.463	34.046	22.677	31.328	222.2
3	2:01.414	34.366	33.725	22.535	30.788	229.3
4	2:01.408	34.161	33.818	22.637	30.792	227.4
5	5:45.350B	35.518	34.217			
6	10:35.172	9:00.771	37.185	23.874	33.342	217.3
7	18:23.926	...	36.067	23.859	34.048	206.5
8	2:04.054	35.057	34.519	23.035	31.443	219.5

71	Torin TORIN COLLINS	CAN				
	AGR TEAM	KTM				
1	2:34.657	57.524	40.883	23.317	32.933	213.9
2	2:03.330	34.628	34.412	22.659	31.631	222.2
3	2:09.685B	34.514	34.339	22.956	37.876	219.1
4	2:32.220B	52.214	38.190	23.337	38.479	219.1
5	10:49.295	9:16.375	35.727	25.627	31.566	220.4
6	2:02.244	34.522	33.931	22.729	31.062	224.1
7	2:01.599	34.241	33.854	22.486	31.018	223.6
8	2:01.691	34.046	34.021	22.468	31.156	220.0
9	2:23.005B	37.357	37.990	28.630	39.028	220.0
10	4:59.776	3:24.964	34.994	25.742	34.076	215.6
11	2:03.860	34.228	34.620	23.514	31.498	222.2
12	2:12.367	38.655	35.096	27.325	31.291	223.6
13	2:02.334	34.394	34.163	22.545	31.232	222.2
14	2:02.026	34.116	34.040	22.709	31.161	225.0
15	2:01.878	34.351	33.874	22.582	31.071	225.5
16	2:01.730	33.937	34.092	22.664	31.037	227.4

74	Alex GOURDON	FRA				
	LEOPARD IMPALA JUNIOR	HONDA				
1	2:20.827	50.918	34.941	23.419	31.549	222.7
2	2:04.984	35.201	34.547	23.325	31.911	219.5
3	2:05.152	35.862	34.412	23.092	31.786	223.1
4	2:03.901	35.028	34.386	23.082	31.405	222.7
5	2:10.396	37.218	37.959	23.518	31.701	222.2
6	2:04.383	35.167	34.486	23.144	31.586	222.7
7	2:17.232B	39.530	35.776	24.642	37.284	218.6
8	12:59.285B	...	38.303	29.345	40.885	192.2
9	5:30.151	3:49.000	42.416	26.970	31.765	227.4
10	2:04.927	34.646	34.884	23.892	31.505	222.7
11	2:02.887	34.427	34.226	22.780	31.454	222.7
12	2:02.308	34.358	34.129	22.891	30.930	225.9
13	2:02.399	34.661	33.950	22.631	31.157	222.2
14	2:02.395	34.667	34.052	22.700	30.976	228.8
15	2:01.836	34.267	33.985	22.525	31.059	225.9

72	Kanta HAMADA	JPN				
	FAU55 TEY RACING	KTM				
1	2:19.462	48.680	35.557	23.429	31.796	216.4
2	2:07.459	35.850	34.553	23.795	33.261	201.9