

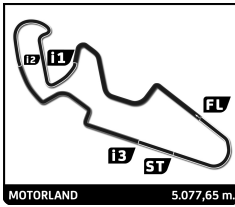
JuniorGP

Finetwork FIM JuniorGP Motorland

Free Practice 1

Sector Analysis

_ Invalidated Lap							■ Personal Best	■ Session Best	B Crossing the pit lane						
Lap	Time	Sector 1	Sector 2	Sector 3	Sector 4	T.Sp	Lap	Time	Sector 1	Sector 2	Sector 3	Sector 4	T.Sp		
14	Cormac BUCHANAN						NZL	1	3:35.684	2:07.293	34.467	22.965	30.959	225.9	
	AGR TEAM						KTM	2	2:01.796	34.134	33.948	22.669	31.045	226.4	
1	3:39.588	2:10.225	35.157	22.902	31.304	220.9	3	2:00.892	33.923	33.624	22.454	30.891	226.4		
2	2:01.853	34.366	34.148	22.346	30.993	222.7	4	2:00.836	33.944	33.659	22.525	30.708	226.4		
3	2:01.377	34.334	33.732	22.342	30.969	222.7	5	2:00.368	33.735	33.507	22.444	30.682	226.9		
4	2:01.147	34.125	33.764	22.414	30.844	221.8	6	2:08.771 B	34.910	34.334	23.269	36.258	224.5		
5	2:12.439 B	34.746	35.285	23.669	38.739	200.0	7	7:20.564	5:52.902	34.040	22.758	30.864	225.5		
6	6:54.321	5:25.294	34.638	22.501	31.888	221.8	8	2:00.939	33.881	33.676	22.519	30.863	227.4		
7	2:01.642	34.275	33.729	22.796	30.842	223.1	9	2:00.262	33.814	33.481	22.357	30.610	226.9		
8	2:01.094	34.022	33.687	22.386	30.999	225.0	10	2:00.121	33.637	33.419	22.488	30.577	229.8		
9	2:02.874	35.090	34.297	22.540	30.947	223.6	11	2:10.095 B	37.482	33.850	22.742	36.021	229.8		
10	2:09.035 B	34.921	35.314	22.785	36.015	221.8	12	6:00.325	4:33.599	33.726	22.713	30.287	230.8		
11	8:16.002	6:35.722	45.275	23.681	31.324	223.6	13	1:59.626	33.701	33.413	22.144	30.368	227.4		
12	2:03.952	33.900	37.193	22.340	30.519	225.0	14	1:59.719	33.725	33.339	22.170	30.485	227.8		
13	1:59.093	33.456	33.408	22.150	30.079	231.8	15	1:59.205	33.488	33.183	22.037	30.497	227.4		
14	2:00.254	34.046	33.670	22.314	30.224	229.3									
29	Harrison VOIGHT						AUS	32	Danial SHAHRIL						MYS
	SIC 58.						HONDA		ASIA TALENT TEAM						HONDA
1	2:42.701	1:14.041	34.908	23.310	30.442	235.8	1	2:43.556	1:13.959	35.203	23.796	30.598	236.3		
2	2:00.928	34.165	33.662	22.762	30.339	232.3	2	2:02.144	34.248	33.973	23.215	30.708	240.0		
3	2:00.548	33.874	33.714	22.782	30.178	234.3	3	2:01.243	34.256	33.951	22.638	30.398	234.3		
4	2:11.553	34.304	42.483	23.786	30.980	221.8	4	2:08.586	33.925	37.103	23.909	33.649	184.3		
5	2:05.459	38.591	33.992	22.517	30.359	231.8	5	2:01.274	34.025	33.905	22.845	30.499	231.3		
6	2:01.564	33.884	34.178	23.176	30.326	234.8	6	2:19.485 B	34.436	42.909	23.801	38.339	201.9		
7	1:59.801	33.837	33.409	22.244	30.311	230.3	7	16:02.223	...	37.540	27.709	30.882	229.8		
8	2:11.476 B	35.326	34.965	24.608	36.577	223.6	8	2:00.206	33.935	33.461	22.414	30.396	229.8		
9	7:33.263	6:06.401	33.839	22.475	30.548	229.3	9	1:59.345	33.555	33.365	22.229	30.196	230.8		
10	1:59.829	33.678	33.488	22.308	30.355	228.8	10	2:00.708	33.504	33.358	23.173	30.673	227.4		
11	2:04.138	36.874	34.451	22.471	30.342	229.8	11	2:11.212	33.946	43.359	23.075	30.832	225.9		
12	1:59.115	33.396	33.332	22.180	30.207	230.8	12	2:00.382	34.015	33.488	22.455	30.424	229.8		
13	2:07.876 B	35.001	34.174	22.474	36.227	221.8	13	1:59.871	33.589	33.415	22.379	30.488	229.8		
14	4:26.668	2:52.494	41.206	22.389	30.579	231.8									
15	1:59.451	33.702	33.425	22.123	30.201	235.8	33	Tatchakorn BUASRI						THA	
16	2:00.131	34.018	33.647	22.133	30.333	230.8		HONDA RACING THAILAND						HONDA	
							1	2:44.014	1:09.936	37.629	24.215	32.234	219.1		
80	David ALONSO						COL	2	2:01.413	34.088	33.978	22.738	30.609	235.8	
	ASPAR JUNIOR TEAM						GAS GAS	3	2:01.253	34.174	33.736	22.535	30.808	232.3	
1	2:55.850	1:27.299	34.902	22.963	30.686	230.8	4	2:10.398	33.789	35.430	24.935	36.244	175.0		
2	2:01.460	34.150	34.026	22.583	30.701	229.8	5	2:01.656	34.125	33.945	22.691	30.895	236.3		
3	2:01.765	34.237	34.186	22.622	30.720	230.3	6	2:01.647	33.971	34.001	22.572	31.103	231.3		
4	2:00.644	34.012	33.863	22.357	30.412	232.8	7	2:01.790	34.163	34.101	22.674	30.852	226.4		
5	2:00.217	33.936	33.746	22.335	30.200	236.3	8	2:01.223	34.381	33.686	22.507	30.649	230.3		
6	2:08.486 B	34.219	34.575	23.213	36.479	225.5	9	2:01.262	34.055	33.967	22.471	30.769	228.3		
7	7:09.018	5:41.131	34.487	22.713	30.687	228.3	10	2:15.307 B	35.644	37.099	24.117	38.447	210.5		
8	2:00.455	33.944	33.623	22.410	30.478	229.8	11	7:57.270	6:22.213	37.122	25.829	32.106	222.2		
9	2:00.287	33.803	33.563	22.291	30.630	229.3	12	1:59.615	33.675	33.415	22.224	30.301	233.3		
10	2:00.279	33.766	33.669	22.308	30.536	229.8	13	1:59.476	33.223	33.571	22.339	30.343	233.8		
11	2:07.688 B	34.520	34.386	23.112	35.670	228.8	14	2:00.577	33.627	33.644	22.600	30.706	226.9		
12	6:06.347	4:39.976	33.719	22.265	30.387	229.3	15	2:14.162	42.947	37.465	22.793	30.957	227.8		
13	1:59.359	33.486	33.344	22.114	30.415	227.8	16	2:00.807	33.732	34.129	22.430	30.516	230.8		
14	1:59.151	33.469	33.391	22.125	30.166	233.3	17	2:00.003	33.772	33.497	22.249	30.485	231.3		
15	2:02.654	34.850	34.508	22.888	30.408	230.3									
95	Collin VEIJER						NLD	99	José Antonio RUEDA						ESP
	AGR TEAM						KTM		TEAM ESTRELLA GALICIA 0,0						HONDA
1	2:35.233	59.683	40.970	23.425	31.155	224.5	1	2:35.233	59.683	40.970	23.425	31.155	224.5		
2	2:03.086	34.704	34.934	22.752	30.696	229.3	2	2:03.086	34.704	34.934	22.752	30.696	229.3		
3	2:01.762	34.245	33.730	22.885	30.902	225.0	3	2:01.762	34.245	33.730	22.885	30.902	225.0		



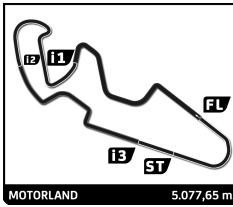
JuniorGP

Finetwork FIM JuniorGP Motorland

Free Practice 1

Sector Analysis

_ Invalidated Lap							■ Personal Best		■ Session Best		B Crossing the pit lane							
Lap	Time	Sector 1	Sector 2	Sector 3	Sector 4	T.Spd	Lap	Time	Sector 1	Sector 2	Sector 3	Sector 4	T.Spd					
4	2:16.050	39.551	41.582	23.086	31.831	205.7	14	4:28.766	3:01.794	33.997	22.521	30.454	229.8					
5	2:08.248B	34.255	33.777	23.443	36.773	231.3	15	1:59.854	33.821	33.478	22.281	30.274	231.8					
6	10:37.940	9:09.464	34.284	22.956	31.236	212.2	85 Xabi ZURUTUZA ESP											
7	2:00.268	33.942	33.410	22.407	30.509	226.4	ANGELUSS MTA TEAM KTM											
8	2:00.608	33.828	33.409	22.504	30.867	224.5	1	2:37.843	1:05.696	38.093	23.199	30.855	227.4					
9	2:06.635B	33.824	33.610	22.564	36.637	225.0	2	2:01.514	34.409	34.021	22.626	30.458	232.8					
10	7:14.277B	5:32.435	41.654	23.869	36.319	225.9	3	2:01.482	34.166	33.900	22.662	30.754	229.3					
11	2:20.524	48.855	38.556	22.569	30.544	226.4	4	2:14.235	37.319	39.709	24.924	32.283	200.7					
12	1:59.498	33.702	33.185	22.456	30.155	231.3	5	2:01.628	34.201	33.810	22.655	30.962	225.5					
13	1:59.807	33.649	33.312	22.339	30.507	227.8	6	2:01.318	34.236	33.751	22.579	30.752	225.5					
11 Adrián CRUCES ESP							38 David SALVADOR ESP											
CUNA DE CAMPEONES KTM							LAGLISSE ACADEMY HUSQVARNA											
1	2:40.566	1:08.524	36.568	24.224	31.250	229.3	1	2:43.323	1:14.550	34.735	23.406	30.632	230.3					
2	2:01.203	34.342	33.853	22.375	30.633	229.3	2	2:00.646	34.122	33.667	22.528	30.329	231.8					
3	2:00.329	33.895	33.657	22.322	30.455	232.8	3	2:00.279	33.924	33.592	22.639	30.124	235.8					
4	2:14.430	34.880	43.629	23.225	32.696	204.2	4	2:15.294B	34.323	40.819	23.541	36.611	226.9					
5	2:00.485	34.061	33.736	22.278	30.410	231.8	5	9:50.212	8:19.606	34.451	22.505	33.650	163.1					
6	2:09.456B	35.020	34.281	22.712	37.443	225.9	6	2:01.127	34.304	33.791	22.409	30.623	226.4					
7	5:42.429	4:11.565	34.109	22.676	34.079	164.1	7	2:01.506	34.335	33.849	22.402	30.920	225.5					
8	2:01.407	34.331	33.756	22.388	30.932	224.5	8	2:01.230	34.218	33.824	22.516	30.672	225.9					
9	2:09.097B	35.157	33.809	22.527	37.604	227.8	9	2:04.062	34.291	36.257	22.598	30.916	225.9					
10	6:17.941	4:43.465	39.479	23.291	31.706	223.1	10	2:10.394B	34.239	35.102	22.911	38.142	215.6					
11	1:59.702	33.770	33.388	22.194	30.350	233.3	11	5:26.458	3:59.892	33.784	22.171	30.611	226.4					
12	1:59.679	33.421	33.605	22.214	30.439	235.8	12	1:59.945	33.762	33.369	22.113	30.701	224.1					
13	2:02.835	33.975	33.599	23.657	31.604	223.6	13	2:01.335	34.972	33.619	22.188	30.556	225.9					
14	2:00.389	33.754	33.476	22.202	30.957	222.7	14	1:59.967	33.743	33.564	22.205	30.455	227.4					
15	2:05.676	36.085	36.107	22.834	30.650	229.8	22 David ALMANSA ESP											
16	1:59.617	33.704	33.450	22.167	30.296	234.3	FINETWORK MIR RACING TEAM KTM											
31 Edward O'SHEA GBR							94 Facundo LLAMBIAS URY											
BRITISH TALENT TEAM HONDA							TEAM ESTRELLA GALICIA 0,0 HONDA											
1	2:42.777	1:10.950	36.740	24.296	30.791	229.3	1	3:01.945	1:30.998	34.888	23.458	32.601	200.4					
2	2:01.343	34.314	33.593	23.108	30.328	234.8	2	2:02.468	34.749	34.324	22.831	30.564	231.3					
3	2:00.278	34.186	33.593	22.360	30.139	239.5	3	2:01.535	34.358	33.901	22.745	30.531	231.3					
4	2:16.234B	34.292	41.213	23.239	37.490	202.2	4	2:01.364	34.169	34.011	22.656	30.528	231.3					
5	20:15.976	...	40.481	23.336	30.790	227.8	5	2:00.826	33.972	33.848	22.600	30.406	232.3					
6	1:59.690	33.754	33.320	22.290	30.326	230.3	6	2:16.120B	36.642	36.321	24.118	39.039	206.1					
7	2:00.119	33.565	33.641	22.293	30.620	225.5	7	14:27.174	...	35.022	23.072	30.613	230.3					
8	2:05.563	33.752	33.472	27.691	30.648	230.3	8	2:00.974	34.273	33.769	22.575	30.357	229.3					
9	2:07.276B	33.848	33.674	22.710	37.044	226.4	9	2:00.128	33.880	33.591	22.403	30.254	230.8					
69 Marcos RUDA ESP							10 2:00.148							33.838	33.502	22.489	30.319	228.8
FINETWORK MIR RACING TEAM KTM							11 2:00.019							33.789	33.412	22.434	30.384	228.8
1	2:44.418	1:13.555	37.096	23.358	30.409	231.8	12	2:00.753	33.961	33.629	22.477	30.686	227.4					
2	2:01.049	33.999	33.723	22.989	30.338	238.9	13	2:00.684	33.931	33.684	22.551	30.518	228.3					
3	2:00.315	34.063	33.479	22.581	30.192	233.3	14	2:00.302	33.845	33.586	22.413	30.458	228.8					
4	2:01.936	34.207	34.300	22.441	30.988	225.5												
5	2:00.556	33.864	33.839	22.490	30.363	231.3												
6	2:00.412	33.868	33.498	22.570	30.476	228.3												
7	2:11.693B	37.387	34.523	22.856	36.927	226.9												
8	9:49.097	8:22.539	33.756	22.347	30.455	227.8												
9	2:00.096	33.772	33.553	22.333	30.438	227.8												
10	2:00.056	33.779	33.392	22.332	30.553	226.4												
11	2:00.276	33.875	33.406	22.412	30.583	225.5												
12	2:03.734	36.062	33.870	22.528	31.274	221.8												
13	2:10.931B	34.905	35.035	23.997	36.994	221.3												



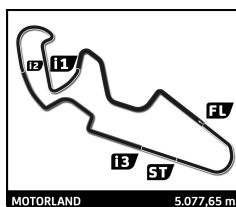
JuniorGP

Finetwork FIM JuniorGP Motorland

Free Practice 1

Sector Analysis

_ Invalidated Lap							■ Personal Best							■ Session Best							B Crossing the pit lane																																																														
Lap	Time	Sector 1	Sector 2	Sector 3	Sector 4	T.Sp	Lap	Time	Sector 1	Sector 2	Sector 3	Sector 4	T.Sp	Lap	Time	Sector 1	Sector 2	Sector 3	Sector 4	T.Sp	Lap	Time	Sector 1	Sector 2	Sector 3	Sector 4	T.Sp																																																								
12 Jacob ROULSTONE AUS																																																																																			
ASPAR JUNIOR TEAM GAS GAS																																																																																			
1	2:36.001	57.663	44.340	23.039	30.959	229.3	6	2:00.610	33.576	33.417	22.780	30.837	234.8	1	2:59.413	1:31.486	34.444	22.845	30.638	231.8	2	2:01.614	34.329	34.058	22.779	30.448	232.3	3	2:00.395	33.902	33.664	22.554	30.275	232.8	4	25:11.476	...	35.022	23.043	30.719	226.4	5	2:01.439	34.290	33.858	22.614	30.677	227.4	6	2:00.807	33.988	33.549	22.574	30.696	225.5	7	2:00.885	34.039	33.715	22.652	30.479	227.8	8	2:00.379	33.715	33.446	22.628	30.590	227.4														
66 Phillip TONN DEU																																																																																			
LIQUI MOLY INTACT GP JUNIOR TEA KTM																																																																																			
1	2:41.670	1:02.575	35.956	31.972	31.167	225.9	2	2:02.219	34.345	34.343	22.756	30.775	227.8	3	2:01.459	34.198	33.793	22.822	30.646	230.3	4	2:11.316	34.568	42.135	23.459	31.154	233.3	5	2:00.949	34.124	33.772	22.592	30.461	230.3	6	2:14.852 B	34.868	38.031	23.537	38.416	192.2	7	13:59.451	...	40.958	24.863	37.552	143.4	8	2:02.875	34.516	34.187	23.291	30.881	224.5	9	2:01.139	34.265	33.776	22.444	30.654	225.0	10	2:00.728	33.822	34.025	22.365	30.516	232.8	11	2:00.077	33.930	33.394	22.353	30.400	228.8	12	2:28.114 B	49.740	35.584	23.465	39.325	184.6
58 Luca LUNETTA ITA																																																																																			
AC RACING TEAM HUSQVARNA																																																																																			
1	2:36.980	1:01.160	41.525	23.251	31.044	225.5	2	2:02.694	34.194	34.729	22.652	31.119	225.9	3	2:01.168	33.987	33.980	22.668	30.533	232.8	4	2:16.519	40.860	35.960	28.553	31.146	228.8	5	2:00.782	33.988	33.688	22.479	30.627	228.8	6	2:03.145	33.969	35.036	23.065	31.075	224.1	7	2:00.851	34.029	33.644	22.504	30.674	227.8	8	2:01.326	34.106	33.680	22.573	30.967	223.1	9	2:07.780 B	34.449	34.516	22.823	35.992	223.6	10	9:15.187	7:46.595	34.645	22.891	31.056	223.6	11	3:16.781 B	34.306	33.780	1:29.907	38.788	208.1							
83 Álvaro CARPE RUIZ ESP																																																																																			
STV - MT HEMLETS - MSI KTM																																																																																			
1	2:17.152	46.187	36.011	23.511	31.443	226.4	2	2:03.914	34.642	34.858	23.100	31.314	227.4	3	2:03.788	34.956	34.660	22.951	31.221	227.4	4	2:05.530	36.172	34.921	23.151	31.286	226.4	5	2:03.673	34.747	34.803	22.978	31.145	226.4	6	2:09.619 B	34.928	34.847	23.072	36.772	225.9	7	7:42.252	6:12.856	35.032	22.999	31.365	227.8	8	2:11.202 B	35.184	34.903	23.038	38.077	222.7	9	14:51.152	...	35.167	22.899	31.979	208.9	10	2:01.499	34.227	34.005	22.470	30.797	229.3	11	2:00.784	34.067	33.818	22.434	30.465	231.8							
34 Arbi ADITAMA IDN																																																																																			
ASTRA HONDA RACING TEAM HONDA																																																																																			
1	2:43.723	1:13.686	35.330	24.107	30.600	236.8	2	2:01.489	34.092	34.069	22.744	30.584	230.8	3	2:00.808	33.891	33.850	22.492	30.575	231.8	4	2:12.064	34.127	34.805	26.632	36.500	163.6	5	2:01.671	34.273	34.163	22.698	30.537	230.8	6	2:03.148	33.955	35.346	23.001	30.846	225.5	7	2:02.578	34.310	34.158	23.479	30.631	231.3	8	2:02.044	34.169	33.937	22.974	30.964	226.4	9	2:01.875	34.151	34.029	22.727	30.968	225.5	10	2:11.969 B	35.681	35.202	23.706	37.380	227.4														
63 Azman SYARIFUDDIN MYS																																																																																			
SIC RACING HONDA																																																																																			
1	2:44.557	1:01.763	45.262	26.872	30.660	228.3	2	2:01.178	33.981	33.676	23.107	30.414	236.8	3	2:00.332	33.945	33.714	22.627	30.046	235.3	4	2:10.071	34.181	41.461	23.408	31.021	231.8	5	2:06.678	33.487	33.716	22.530	36.945	171.4																																																	



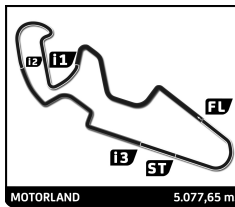
JuniorGP

Finetwork FIM JuniorGP Motorland

Free Practice 1

Sector Analysis

_ Invalidated Lap							■ Personal Best	■ Session Best	B Crossing the pit lane						
Lap	Time	Sector 1	Sector 2	Sector 3	Sector 4	T.Sp	Lap	Time	Sector 1	Sector 2	Sector 3	Sector 4	T.Sp		
11	7:57.498	6:21.961	39.505	23.602	32.430	217.7	2	2:02.908	34.813	34.509	22.542	31.044	228.3		
12	2:01.407	34.136	33.976	22.724	30.571	231.3	3	2:02.247	34.305	34.164	22.734	31.044	226.4		
13	2:01.889	34.167	34.129	22.733	30.860	227.8	4	2:15.394	36.227	39.137	28.789	31.241	230.8		
14	2:01.671	34.098	34.015	22.767	30.791	228.8	5	2:02.491	34.473	34.208	22.924	30.886	229.3		
15	2:07.745	36.113	37.895	22.976	30.761	228.3	6	2:03.058	34.382	34.413	23.084	31.179	228.3		
16	2:00.812	33.972	33.863	22.553	30.424	231.8	7	2:12.912 B	35.195	35.400	23.825	38.492	220.9		
17	2:00.815	33.850	33.827	22.515	30.623	229.8	8	13:10.423	...	34.765	22.875	31.108	227.4		
42 Soma GÖRBE HUN							9 2:02.293 34.350 34.024 22.584 31.335 221.3								
ARTBOX HONDA							10 2:13.919 B 36.022 35.361 24.129 38.407 219.1								
1	3:00.510	1:31.638	34.697	23.168	31.007	222.7	11	2:37.564	1:03.306	38.272	24.793	31.193	225.9		
2	2:02.285	34.571	34.083	22.750	30.881	228.3	12	2:02.435	34.697	33.848	22.617	31.273	224.5		
3	2:03.805	35.036	35.219	22.788	30.762	229.3	13	2:01.831	34.229	33.950	22.588	31.064	225.0		
4	2:02.014	34.364	34.139	22.623	30.888	227.8	14	2:01.378	34.103	33.845	22.541	30.889	227.8		
5	2:11.225	42.187	35.077	22.999	30.962	228.3	91 Kotaro UCHIUMI JPN								
6	2:10.212 B	34.532	34.346	22.777	38.557	204.2	ANGELUSS MTA TEAM KTM								
7	8:12.415	6:44.480	34.081	22.795	31.059	227.8	1	2:38.724	1:05.743	38.424	23.418	31.139	225.0		
8	2:00.815	34.035	33.836	22.407	30.537	228.8	2	2:02.685	34.509	34.350	22.848	30.978	225.0		
9	2:09.513	35.082	35.778	23.459	35.194	190.5	3	2:01.797	34.372	34.060	22.604	30.761	226.4		
10	2:01.345	34.463	33.780	22.479	30.623	231.3	4	2:02.574	34.509	34.287	22.847	30.931	224.5		
11	2:01.211	34.024	33.644	22.524	31.019	231.8	5	2:01.637	34.261	33.899	22.716	30.761	225.5		
12	2:13.018 B	34.346	33.735	27.603	37.334	211.4	6	2:01.606	34.202	33.914	22.852	30.638	227.4		
13	6:22.814	4:47.747	36.066	27.366	31.635	221.8	7	2:03.581	34.650	34.796	23.030	31.105	226.4		
14	2:04.889	34.264	34.022	23.170	33.433	207.7	8	2:03.047	34.534	34.473	22.911	31.129	222.2		
78 Jakob ROSENTHALER AUT							9 2:12.000 B 35.346 35.418 23.594 37.642 219.1								
LIQUI MOLY INTACT GP JUNIOR TEA KTM							10 7:53.374 6:20.382 38.436 23.392 31.164 226.4								
1	2:37.235	1:02.860	39.588	23.806	30.981	230.8	11	2:09.203 B	34.521	34.475	23.183	37.024	222.7		
2	24:26.672	...	36.266	23.929	31.668	224.5	12	2:21.014	52.255	34.548	22.940	31.271	221.8		
3	2:05.080	35.241	35.041	23.316	31.482	222.7	13	2:02.624	34.547	34.213	22.780	31.084	222.2		
4	2:04.713	35.030	34.730	23.485	31.468	221.8	14	2:02.567	34.450	34.262	22.779	31.076	222.2		
5	2:04.296	35.470	35.178	22.658	30.990	225.5	15	2:02.431	34.512	34.076	22.578	31.265	220.9		
6	2:02.032	34.185	33.821	22.977	31.049	224.5	16	2:02.243	34.353	34.095	22.787	31.008	221.8		
7	2:02.232	34.166	33.982	22.849	31.235	221.8	17	2:02.033	34.306	34.070	22.636	31.021	221.8		
8	2:01.809	34.084	33.967	22.639	31.119	221.8	71 Torin TORIN COLLINS CAN								
9	2:01.261	34.156	33.761	22.695	30.649	228.3	AGR TEAM KTM								
54 Alberto FERRÁNDEZ ESP							1 2:29.122 58.376 35.888 23.219 31.639 223.1								
FINETWORK MIR RACING TEAM KTM							2 2:07.088 35.176 37.660 22.809 31.443 225.0								
1	2:40.512	1:07.443	37.562	23.993	31.514	225.0	3	2:03.924	34.569	34.719	23.271	31.365	225.0		
2	2:02.407	34.665	34.064	22.832	30.846	229.3	4	2:03.290	34.867	34.565	22.587	31.271	223.6		
3	2:01.793	34.277	33.936	22.636	30.944	228.8	5	2:08.766	34.519	39.943	23.006	31.298	225.0		
4	2:09.892	34.300	37.840	25.491	32.261	210.1	6	2:11.045 B	34.453	34.770	23.444	38.378	222.7		
5	2:02.373	34.570	34.204	22.688	30.911	226.4	7	7:18.806	5:49.641	35.125	22.987	31.053	227.4		
6	2:12.094 B	35.933	36.214	23.697	36.250	229.8	8	2:01.940	34.308	34.134	22.632	30.866	229.8		
7	7:12.827	5:44.642	34.294	22.784	31.107	225.0	9	2:02.850	34.784	34.215	22.633	31.218	225.5		
8	2:01.856	34.249	33.994	22.708	30.905	226.4	10	2:02.827	34.516	34.364	22.766	31.181	224.5		
9	2:04.563	35.382	34.527	23.597	31.057	225.9	11	2:11.307 B	35.365	34.613	22.881	38.448	204.5		
10	2:01.376	34.185	33.927	22.516	30.748	228.8	12	5:01.851	3:32.955	34.652	22.851	31.393	223.6		
11	2:10.746 B	35.119	34.768	23.458	37.401	224.1	13	2:03.074	34.499	34.478	22.671	31.426	224.1		
12	6:24.362 B	4:43.673	39.692	23.638	37.359	205.7	14	2:03.045	34.511	34.424	22.572	31.538	223.1		
13	4:30.629	3:03.008	33.979	22.649	30.993	225.5	15	2:02.443	34.440	34.306	22.510	31.187	224.5		
14	2:01.817	34.463	33.888	22.444	31.022	225.5	16	2:02.026	34.314	34.072	22.514	31.126	224.5		
19 Alessandro MOROSI ITA							74 Alex GOURDON FRA								
AC RACING TEAM HUSQVARNA							LEOPARD IMPALA JUNIOR HONDA								
1	2:37.294	1:01.291	41.489	23.354	31.160	229.3	1	2:29.635	58.110	36.208	23.713	31.604	225.9		
							2	2:05.826	35.607	35.365	23.395	31.459	226.9		



JuniorGP

Finetwork FIM JuniorGP Motorland

Free Practice 1

Sector Analysis

— Invalidated Lap ■ Personal Best ■ Session Best B Crossing the pit lane

Lap	Time	Sector 1	Sector 2	Sector 3	Sector 4	T.Sp	Lap	Time	Sector 1	Sector 2	Sector 3	Sector 4	T.Sp
3	2:04.964	35.475	34.693	23.739	31.057	226.9							
4	2:03.690	35.138	34.449	22.930	31.173	227.8							
5	2:08.454	36.282	37.086	23.686	31.400	224.5							
6	2:19.344 B	35.327	37.169	29.946	36.902	224.5							
7	8:01.092	6:30.819	35.019	23.254	32.000	221.8							
8	2:05.357	35.602	34.858	23.265	31.632	223.6							
9	2:18.479 B	35.374	34.640	28.959	39.506	201.1							
10	5:43.326	4:12.715	35.996	23.355	31.260	226.9							
11	2:02.482	34.728	34.095	22.688	30.971	227.8							
12	2:03.021	34.432	34.286	22.974	31.329	225.0							
13	2:03.599	35.077	34.433	22.811	31.278	224.1							
14	2:03.391	35.087	34.648	22.728	30.928	227.8							
15	2:02.580	34.837	33.989	22.614	31.140	225.9							

72 **Kanta HAMADA** JPN
FAU55 TEY RACING KTM

1	2:29.958	58.048	35.905	24.719	31.286	225.0							
2	2:05.054	35.126	35.070	23.328	31.530	221.3							
3	2:05.201	35.314	35.106	23.582	31.199	222.7							
4	2:03.285	35.103	34.417	22.818	30.947	226.9							
5	2:04.753	34.724	35.470	23.454	31.105	223.6							
6	21:27.653	...	37.139	24.136	31.813	219.5							
7	2:07.634	35.302	35.298	25.068	31.966	219.1							
8	2:03.864	34.540	34.647	22.977	31.700	217.3							
9	2:06.908	37.291	34.958	23.103	31.556	219.1							
10	2:04.017	35.024	34.627	23.066	31.300	220.4							