

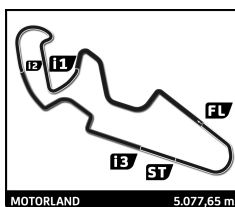
Hawkers ETC

Finetwork FIM JuniorGP Motorland

Race 2

Sector Analysis

_ Invalidated Lap							■ Personal Best							■ Session Best							B Crossing the pit lane																											
Lap	Time	Sector 1	Sector 2	Sector 3	Sector 4	T.Sp	Lap	Time	Sector 1	Sector 2	Sector 3	Sector 4	T.Sp	Lap	Time	Sector 1	Sector 2	Sector 3	Sector 4	T.Sp	Lap	Time	Sector 1	Sector 2	Sector 3	Sector 4	T.Sp																					
67 Casey O'GORMAN IRL VISIONTRACK RACING TEAM HONDA							4 2:01.776 34.041 33.747 22.192 31.796 209.7							5 2:01.787 34.152 33.756 22.242 31.637 210.1							6 2:01.903 34.057 33.761 22.300 31.785 210.5																											
1	2:05.328	37.726	33.808	22.432	31.362	218.6	7	2:01.784	34.109	33.706	22.210	31.759	210.9	10	2:03.564	34.827	34.042	23.109	31.586	221.3	11	2:03.030	34.598	33.862	23.039	31.531	216.0	12	2:02.237	34.452	33.709	22.170	31.906	210.1	13	2:02.650	34.610	33.998	22.811	31.231	215.1	14	2:01.977	34.409	33.903	22.470	31.195	220.9
2	2:03.272	34.494	34.177	22.787	31.814	211.8	8	2:02.009	34.108	33.818	22.201	31.882	210.1	12	2:02.237	34.452	33.709	22.170	31.906	210.1	13	2:02.650	34.610	33.998	22.811	31.231	215.1	14	2:01.977	34.409	33.903	22.470	31.195	220.9														
3	2:02.941	34.651	33.783	22.828	31.679	216.4	9	2:02.909	34.816	34.151	22.415	31.527	218.2	13	2:02.650	34.610	33.998	22.811	31.231	215.1	14	2:01.977	34.409	33.903	22.470	31.195	220.9																					
4	2:01.734	34.233	33.713	22.364	31.424	219.5	10	2:03.564	34.827	34.042	23.109	31.586	221.3	14	2:01.977	34.409	33.903	22.470	31.195	220.9																												
5	2:01.896	34.379	33.755	22.324	31.438	218.6	11	2:03.030	34.598	33.862	23.039	31.531	216.0																																			
6	2:01.929	34.434	33.749	22.306	31.440	219.5	12	2:02.237	34.452	33.709	22.170	31.906	210.1																																			
7	2:01.786	34.142	33.771	22.325	31.548	217.3	13	2:02.650	34.610	33.998	22.811	31.231	215.1																																			
8	2:01.844	34.395	33.699	22.279	31.471	216.9	14	2:01.977	34.409	33.903	22.470	31.195	220.9																																			
9	2:02.625	34.399	34.008	22.577	31.641	211.8																																										
10	2:03.370	34.417	34.299	22.869	31.785	210.5																																										
11	2:03.211	34.499	34.090	22.771	31.851	212.6																																										
12	2:02.247	34.718	33.810	22.419	31.300	220.4																																										
13	2:03.017	34.643	33.938	22.819	31.617	211.4																																										
14	2:01.658	34.311	33.655	22.328	31.364	216.9																																										
93 Guido PINI ITA AC RACING TEAM HONDA							51 Brian URIARTE ESP TEAM ESTRELLA GALICIA 0,0 HONDA							1 2:05.846 37.990 33.921 22.472 31.463 213.9																																		
1	2:05.657	37.810	33.999	22.341	31.507	216.9	2	2:02.974	34.558	34.004	22.982	31.430	218.2	2	2:02.974	34.558	34.004	22.982	31.430	218.2	3	2:02.859	34.882	33.781	22.522	31.674	217.7																					
2	2:03.091	34.527	34.096	22.872	31.596	217.7	3	2:02.859	34.882	33.781	22.522	31.674	217.7	4	2:01.948	34.428	33.649	22.462	31.409	214.7	4	2:01.948	34.428	33.649	22.462	31.409	214.7																					
3	2:02.695	34.695	33.878	22.450	31.672	213.9	4	2:01.948	34.428	33.649	22.462	31.409	214.7	5	2:01.814	34.343	33.645	22.315	31.511	216.0	5	2:01.814	34.343	33.645	22.315	31.511	216.0																					
4	2:01.791	34.203	33.652	22.310	31.626	214.7	5	2:01.814	34.343	33.645	22.315	31.511	216.0	6	2:02.218	34.382	33.652	22.380	31.804	215.1	6	2:02.218	34.382	33.652	22.380	31.804	215.1																					
5	2:01.896	34.295	33.752	22.244	31.605	213.4	6	2:02.218	34.382	33.652	22.380	31.804	215.1	7	2:01.436	34.128	33.501	22.399	31.408	216.4	7	2:01.436	34.128	33.501	22.399	31.408	216.4																					
6	2:02.044	34.338	33.717	22.137	31.852	213.0	7	2:01.436	34.128	33.501	22.399	31.408	216.4	8	2:01.823	34.391	33.533	22.360	31.539	218.6	8	2:01.823	34.391	33.533	22.360	31.539	218.6																					
7	2:01.708	34.208	33.663	22.401	31.436	216.0	8	2:01.823	34.391	33.533	22.360	31.539	218.6	9	2:02.672	34.712	34.182	22.439	31.339	215.1	9	2:02.672	34.712	34.182	22.439	31.339	215.1																					
8	2:01.861	34.225	33.566	22.259	31.811	211.4	9	2:02.672	34.712	34.182	22.439	31.339	215.1	10	2:03.376	34.500	34.076	23.082	31.718	215.6	10	2:03.376	34.500	34.076	23.082	31.718	215.6																					
9	2:02.582	34.519	33.862	22.377	31.824	209.3	10	2:03.376	34.500	34.076	23.082	31.718	215.6	11	2:03.030	34.454	33.933	22.992	31.651	214.3	11	2:03.030	34.454	33.933	22.992	31.651	214.3																					
10	2:03.623	34.594	34.228	22.947	31.854	213.9	11	2:03.030	34.454	33.933	22.992	31.651	214.3	12	2:02.722	34.848	34.007	22.402	31.465	216.0	12	2:02.722	34.848	34.007	22.402	31.465	216.0																					
11	2:03.108	34.904	33.731	22.880	31.593	213.0	12	2:02.722	34.848	34.007	22.402	31.465	216.0	13	2:02.437	34.382	33.889	22.511	31.655	212.2	13	2:02.437	34.382	33.889	22.511	31.655	212.2																					
12	2:02.199	34.707	33.781	22.465	31.246	220.9	13	2:02.437	34.382	33.889	22.511	31.655	212.2	14	2:02.213	34.431	34.067	22.335	31.380	216.4	14	2:02.213	34.431	34.067	22.335	31.380	216.4																					
13	2:02.644	34.351	34.060	22.480	31.753	210.1	14	2:02.213	34.431	34.067	22.335	31.380	216.4																																			
14	2:01.967	34.403	33.703	22.300	31.561	211.8																																										
78 Joel ESTEBAN ESP ASPAR JUNIOR TEAM HONDA							50 Carter WILLIAM JAMES THOMPSON AUS AGR TEAM HONDA							1 2:07.292 39.083 34.274 22.633 31.302 217.3																																		
1	2:05.865	38.108	34.178	22.260	31.319	220.0	2	2:03.396	34.540	34.420	22.995	31.441	217.7	2	2:03.396	34.540	34.420	22.995	31.441	217.7	3	2:03.070	34.546	34.082	22.467	31.975	208.9																					
2	2:02.797	34.452	34.048	22.901	31.396	222.2	3	2:03.070	34.546	34.082	22.467	31.975	208.9	4	2:03.384	34.582	34.193	22.747	31.862	209.7	4	2:03.384	34.582	34.193	22.747	31.862	209.7																					
3	2:02.886	34.437	33.880	22.391	32.178	208.5	4	2:03.384	34.582	34.193	22.747	31.862	209.7	5	2:03.257	34.610	34.298	22.584	31.765	213.4	5	2:03.257	34.610	34.298	22.584	31.765	213.4																					
4	2:01.844	34.450	33.743	22.257	31.394	218.2	5	2:03.257	34.610	34.298	22.584	31.765	213.4	6	2:03.424	34.729	34.140	22.902	31.653	211.8	6	2:03.424	34.729	34.140	22.902	31.653	211.8																					
5	2:02.013	34.375	33.805	22.560	31.273	222.2	6	2:03.424	34.729	34.140	22.902	31.653	211.8	7	2:03.183	34.767	34.073	22.745	31.598	213.9	7	2:03.183	34.767	34.073	22.745	31.598	213.9																					
6	2:02.004	34.304	33.632	22.626	31.442	215.6	7	2:03.183	34.767	34.073	22.745	31.598	213.9	8	2:03.404	35.202	34.215	22.522	31.465	215.6	8	2:03.404	35.202	34.215	22.522	31.465	215.6																					
7	2:01.803	34.300	33.794	22.372	31.337	222.2	8	2:03.404	35.202	34.215	22.522	31.465	215.6	9	2:03.194	34.396	34.363	22.869	31.566	216.4	9	2:03.194	34.396	34.363	22.869	31.566	216.4																					
8	2:01.777	34.382	33.803	22.243	31.349	216.4	9	2:03.194	34.396	34.363	22.869	31.566	216.4	10	2:03.010	34.439	34.199	22.655	31.717	213.0	10	2:03.010	34.439	34.199	22.655	31.717	213.0																					
9	2:02.502	34.532	33.945	22.399	31.626	211.4	10	2:03.010	34.439	34.199	22.655	31.717	213.0	11	2:04.209	35.108	34.422	22.742	31.937	212.2	11	2:04.209	35.108	34.422	22.742	31.937	212.2																					
10	2:03.531	34.757	34.053	23.084	31.637	218.6	11	2:04.209	35.108	34.422	22.742	31.937	212.2	12	2:04.152	35.147	34.650	22.720	31.635	215.1	12	2:04.152	35.147	34.650	22.720	31.635	215.1																					
11	2:02.873	34.554	33.873	22.755	31.691	213.0	12	2:04.152	35.147	34.650	22.720	31.635	215.1	13	2:05.024	35.399	34.583	22.796	32.246	210.9	13	2:05.024	35.399	34.583	22.796	32.246	210.9																					
12	2:02.256	34.513	33.858	22.432	31.453	216.4	13	2:05.024	35.399	34.583	22.796	32.246	210.9	14	2:03.333	34.621	34.244	22.697	31.771	213.9	14	2:03.333	34.621	34.244	22.697	31.771	213.9																					
13	2:02.675	34.590	33.987	22.606	31.492	215.1	14	2:03.333	34.621	34.244	22.697	31.771	213.9																																			



Hawkers ETC

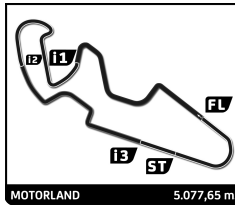
Finetwork FIM JuniorGP Motorland

Race 2

Sector Analysis

— Invalidated Lap ■ Personal Best ■ Session Best B Crossing the pit lane

Lap	Time	Sector 1	Sector 2	Sector 3	Sector 4	T.Spd	Lap	Time	Sector 1	Sector 2	Sector 3	Sector 4	T.Spd	
10	2:03.007	34.477	34.136	22.643	31.751	213.0	71 Hamad AL-SAHOUTI QAT LEOPARD IMPALA JUNIOR TEAM HONDA	1	2:06.805	38.498	34.255	22.773	31.279	219.1
11	2:04.084	35.034	34.357	22.800	31.893	212.6		2	2:02.265	34.264	33.895	22.721	31.385	219.1
12	2:04.213	35.158	34.153	22.710	32.192	209.3		3	2:03.063	34.814	34.029	22.717	31.503	216.4
13	2:04.981	35.149	34.675	23.075	32.082	212.2		4	2:02.869	34.339	34.096	22.948	31.486	213.9
14	2:03.289	34.607	34.056	22.949	31.677	218.6		5	2:03.410	34.436	34.446	22.949	31.579	213.4
81 Lorenz TONI LUCIANO BEL ARTBOX HONDA								6	2:03.954	34.535	34.482	23.023	31.914	215.6
1	2:08.301	39.642	34.753	22.634	31.272	219.1		7	2:04.074	34.796	34.629	22.848	31.801	212.6
2	2:02.862	34.255	34.334	22.734	31.539	220.0		8	2:03.399	34.606	34.360	22.641	31.792	211.4
3	2:03.208	34.669	34.413	22.688	31.438	215.1		9	2:03.359	34.624	34.142	22.685	31.908	209.7
4	2:03.630	34.730	34.435	22.981	31.484	216.0		10	2:03.405	34.684	34.211	22.659	31.851	210.1
5	2:03.000	34.837	34.193	22.532	31.438	218.6		11	2:05.195	35.656	34.472	23.080	31.987	212.2
6	2:02.958	34.790	34.132	22.770	31.266	220.0		12	2:03.671	35.110	34.359	22.876	31.326	220.9
7	2:04.370	36.046	34.146	22.697	31.481	217.7		13	2:04.724	35.652	34.393	23.262	31.417	223.6
8	2:02.694	34.395	34.205	22.716	31.378	219.5		14	2:03.520	35.278	34.251	22.976	31.015	222.2
9	2:03.457	34.579	34.057	23.026	31.795	215.6	8 Marco GARCÍA MIGUE ESP TEAM HONDA LAGLISSE HONDA							
10	2:03.056	34.544	34.212	22.810	31.490	215.1	1	2:07.505	38.952	34.352	22.793	31.408	216.9	
11	2:04.473	34.838	34.310	22.927	32.398	211.8	2	2:03.008	34.583	34.250	22.760	31.415	216.4	
12	2:03.414	34.796	34.320	22.803	31.495	222.2	3	2:03.728	34.834	34.369	22.638	31.887	213.4	
13	2:04.478	35.181	34.566	23.041	31.690	217.3	4	2:03.622	34.776	34.404	22.805	31.637	215.1	
14	2:03.510	34.523	34.130	22.671	32.186	207.3	5	2:03.322	34.923	34.392	22.489	31.518	216.0	
13 Hakim DANISH MYS SIC RACING HONDA							6	2:03.269	34.875	34.205	22.546	31.643	215.1	
1	2:08.476	39.483	34.617	22.669	31.707	213.4	7	2:03.002	35.085	34.025	22.382	31.510	214.3	
2	2:02.822	34.542	33.932	22.797	31.551	216.9	8	2:03.294	34.818	34.208	22.635	31.633	213.0	
3	2:03.746	35.001	34.211	22.872	31.662	210.9	9	2:03.434	34.484	34.192	22.897	31.861	211.8	
4	2:03.102	34.503	34.170	22.901	31.528	214.3	10	2:02.688	34.542	34.048	22.614	31.484	215.6	
5	2:03.500	34.792	34.292	22.921	31.495	216.0	11	2:04.701	35.067	34.371	23.245	32.018	213.0	
6	2:03.061	34.742	33.921	22.819	31.579	215.6	12	2:03.788	34.693	34.687	22.793	31.615	221.3	
7	2:03.262	34.990	33.925	22.567	31.780	210.9	13	2:04.983	35.604	34.519	23.084	31.776	220.9	
8	2:02.873	34.643	34.028	22.636	31.566	216.9	14	2:03.592	35.109	34.288	22.732	31.463	219.1	
9	2:03.554	34.512	34.162	22.802	32.078	208.5	69 Fernando BUJOSA ESP AUSTIN RACING VHC TEAM HONDA							
10	2:02.874	34.760	34.077	22.616	31.421	216.0	1	2:08.480	39.993	34.522	22.627	31.338	216.0	
11	2:03.825	35.039	34.170	22.908	31.708	215.6	2	2:02.612	34.358	34.312	22.694	31.248	220.0	
12	2:04.115	35.082	34.085	22.922	32.026	212.6	3	2:03.414	34.926	34.226	22.830	31.432	217.3	
13	2:05.032	35.465	34.556	23.113	31.898	218.6	4	2:03.704	34.860	34.510	22.968	31.366	219.1	
14	2:03.235	34.838	33.968	22.827	31.602	213.4	5	2:03.241	34.821	34.355	22.596	31.469	215.6	
26 Pau ALSINA ESP ARTBOX HONDA							6	2:02.875	34.521	34.137	22.871	31.346	220.0	
1	2:07.000	38.250	34.268	22.644	31.838	211.4	7	2:02.764	34.916	33.983	22.291	31.574	210.9	
2	2:03.636	34.264	34.902	22.795	31.675	211.4	8	2:02.842	34.646	34.053	22.365	31.778	214.7	
3	2:03.632	34.996	34.233	22.798	31.605	218.6	9	2:03.751	34.954	34.300	22.610	31.887	207.7	
4	2:04.515	34.973	34.646	23.140	31.756	216.0	10	2:03.138	34.560	34.276	22.683	31.619	214.7	
5	2:02.906	34.406	34.378	22.757	31.365	221.8	11	2:04.162	35.293	34.234	22.847	31.788	214.3	
6	2:03.493	35.096	34.396	22.433	31.568	214.7	12	2:04.059	34.855	34.311	22.874	32.019	208.5	
7	2:03.264	34.889	34.172	22.775	31.428	220.0	13	2:05.111	35.423	34.454	22.922	32.312	210.5	
8	2:02.884	34.662	34.187	22.564	31.471	219.1	14	2:03.702	35.213	34.221	22.741	31.527	221.3	
9	2:02.980	34.539	34.130	22.848	31.463	222.7	24 Guillem PLANQUES FRA FIRST BIKE ACADEMY & ILLUSION TEA HONDA							
10	2:02.753	34.612	34.031	22.664	31.446	217.7	1	2:07.910	39.213	34.668	22.736	31.293	216.9	
11	2:04.426	35.426	34.498	22.967	31.535	216.4	2	2:03.285	34.531	34.100	22.947	31.707	220.4	
12	2:03.954	34.919	34.587	22.599	31.849	218.2	3	2:04.082	34.964	34.273	23.188	31.657	216.9	
13	2:04.839	35.437	34.487	23.120	31.795	223.1								
14	2:03.401	34.693	34.459	22.704	31.545	216.4								



Hawkers ETC

Finetwork FIM JuniorGP Motorland

Race 2

Sector Analysis

— Invalidated Lap ■ Personal Best ■ Session Best B Crossing the pit lane

Lap	Time	Sector 1	Sector 2	Sector 3	Sector 4	T.Sp	Lap	Time	Sector 1	Sector 2	Sector 3	Sector 4	T.Sp
4	2:03.739	34.367	34.318	23.188	31.866	215.1	10	2:03.833	34.716	34.282	22.854	31.981	211.4
5	2:03.252	34.475	34.244	22.882	31.651	214.7	11	2:03.255	34.387	34.076	22.830	31.962	216.9
6	2:03.535	34.673	34.151	23.133	31.578	215.6	12	2:04.228	35.014	34.394	23.002	31.818	216.0
7	2:03.007	34.520	34.223	22.813	31.451	217.3	13	2:04.805	35.139	34.556	23.262	31.848	214.7
8	2:02.728	34.416	34.134	22.929	31.249	218.6	14	2:03.764	34.974	34.155	22.912	31.723	211.8
9	2:03.079	34.708	34.088	22.864	31.419	221.8							
10	2:04.162	34.807	33.925	23.757	31.673	213.9							
11	2:03.333	34.540	34.177	23.008	31.608	223.1							
12	2:04.265	35.120	34.431	23.035	31.679	217.3							
13	2:04.548	34.912	34.580	23.394	31.662	213.4							
14	2:03.325	34.950	34.241	22.780	31.354	219.1							

21 Ruché MOODLEY

FINETWORK MIR JUNIOR TEAM ZAF HONDA

1	2:07.195	38.774	34.353	22.671	31.397	217.3
2	2:03.383	34.453	34.259	22.776	31.895	212.6
3	2:03.417	34.600	34.171	22.745	31.901	211.8
4	2:03.780	34.803	34.183	23.128	31.666	217.7
5	2:03.267	34.809	34.043	22.758	31.657	216.4
6	2:03.229	34.659	34.095	22.740	31.735	218.6
7	2:03.902	35.590	34.156	22.650	31.506	219.5
8	2:03.257	34.785	34.266	22.915	31.291	220.4
9	2:03.331	34.719	34.110	22.809	31.693	223.1
10	2:03.824	34.930	34.066	22.648	32.180	212.6
11	2:03.443	34.577	34.127	23.107	31.632	220.0
12	2:03.766	35.056	34.370	23.006	31.334	221.3
13	2:04.740	35.399	34.645	23.175	31.521	217.7
14	2:03.760	35.221	34.372	22.982	31.185	221.8

27 Rico SALMELA

TEAM ESTRELLA GALICIA 0,0 FIN HONDA

1	2:07.128	38.370	34.193	22.398	32.167	213.9
2	2:03.320	34.622	34.234	22.392	32.072	204.2
3	2:03.619	35.081	34.297	22.366	31.875	210.9
4	2:03.633	34.796	34.177	22.815	31.845	212.2
5	2:02.869	34.657	33.979	22.587	31.646	213.0
6	2:03.338	34.877	33.993	22.843	31.625	212.6
7	2:03.255	34.529	34.248	22.532	31.946	208.9
8	2:03.807	35.320	34.030	22.912	31.545	216.4
9	2:03.461	34.765	33.962	22.853	31.881	213.9
10	2:02.789	34.880	33.970	22.467	31.472	213.4
11	2:04.514	35.376	34.429	23.080	31.629	217.3
12	2:04.161	34.869	34.589	23.064	31.639	214.7
13	2:05.141	35.505	34.504	23.216	31.916	210.5
14	2:03.783	35.187	34.106	23.039	31.451	214.3

43 Amanuel BRINTON

TEAM ESTRELLA GALICIA 0,0 GBR HONDA

1	2:08.930	39.849	34.767	22.783	31.531	214.3
2	2:02.764	34.770	33.938	22.436	31.620	216.4
3	2:03.835	35.053	34.292	22.799	31.691	217.3
4	2:03.549	34.791	34.107	22.928	31.723	216.0
5	2:03.165	34.277	34.323	22.730	31.835	212.6
6	2:03.241	34.844	34.190	22.464	31.743	210.9
7	2:03.479	34.690	34.149	22.779	31.861	211.4
8	2:03.045	34.363	34.135	22.880	31.667	212.2
9	2:03.022	34.314	34.208	22.729	31.771	210.5

18 César PARRILLA

FAU55 TEY RACING ESP HONDA

1	2:08.948	39.787	34.705	22.827	31.629	214.7
2	2:02.604	34.323	34.139	22.580	31.562	217.3
3	2:03.934	34.873	34.402	22.900	31.759	217.7
4	2:05.159	34.369	34.429	24.029	32.332	210.1
5	2:03.718	34.700	34.178	22.609	32.231	210.5
6	2:03.805	34.675	34.287	22.479	32.364	206.9
7	2:03.916	34.716	34.359	22.553	32.288	209.3
8	2:04.210	34.839	34.434	22.589	32.348	207.7
9	2:05.004	35.301	34.614	22.621	32.468	206.1
10	2:04.366	34.789	34.488	22.547	32.542	206.1
11	2:04.540	34.843	34.413	22.741	32.543	207.3
12	2:04.538	34.957	34.436	22.645	32.500	207.7
13	2:06.313	36.483	34.682	22.796	32.352	209.3
14	2:04.746	34.963	34.549	22.702	32.532	206.9

33 Enzo HOARAU BELLON

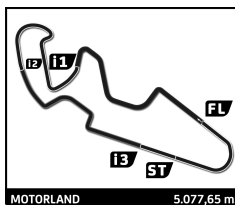
BS RACING FRA HONDA

1	2:09.588	40.143	35.107	22.882	31.456	218.6
2	2:03.471	34.683	34.267	22.682	31.839	213.0
3	2:04.056	34.794	34.445	22.992	31.825	213.0
4	2:04.320	34.900	34.645	23.058	31.717	213.0
5	2:04.132	35.060	34.364	22.811	31.897	211.8
6	2:05.142	35.488	34.468	23.203	31.983	209.7
7	2:04.540	35.207	34.447	23.077	31.809	216.4
8	2:04.764	35.132	34.605	23.054	31.973	210.1
9	2:04.647	35.157	34.561	22.874	32.055	208.5
10	2:04.899	35.111	34.604	22.907	32.277	209.3
11	2:05.135	35.277	34.690	23.047	32.121	209.7
12	2:04.353	34.945	34.505	22.780	32.123	210.9
13	2:05.046	35.555	34.665	22.849	31.977	212.6
14	2:05.100	35.348	34.751	23.223	31.778	210.5

16 Álvaro FUERTES

FIRST BIKE ACADEMY & ILUSIONTEAM ESP HONDA

1	2:07.583	38.886	34.704	22.639	31.354	217.7
2	2:03.525	34.657	34.195	22.915	31.758	216.4
3	2:06.253	34.835	36.452	22.641	32.325	209.7
4	2:04.266	34.575	34.465	23.021	32.205	209.3
5	2:03.900	34.771	34.351	22.654	32.124	208.9
6	2:05.171	35.371	34.638	22.787	32.375	204.9
7	2:04.414	35.005	34.453	22.686	32.270	206.9
8	2:05.135	35.009	34.822	23.218	32.086	209.7
9	2:04.633	35.191	34.392	22.863	32.187	208.5
10	2:04.883	34.996	34.625	22.894	32.368	209.3
11	2:05.029	35.202	34.828	22.856	32.143	210.5
12	2:04.371	35.003	34.592	22.731	32.045	212.6
13	2:05.088	35.566	34.618	22.852	32.052	213.4
14	2:05.115	35.362	34.652	22.882	32.219	206.1



Hawkers ETC

Finetwork FIM JuniorGP Motorland

Race 2

Sector Analysis

— Invalidated Lap ■ Personal Best ■ Session Best **B** Crossing the pit lane

Lap	Time	Sector 1	Sector 2	Sector 3	Sector 4	T.Sp	Lap	Time	Sector 1	Sector 2	Sector 3	Sector 4	T.Sp
1	2:09.155	39.909	34.960	22.883	31.403	217.3							
2	2:02.635	34.358	34.030	22.812	31.435	220.4							
3	2:03.699	34.836	34.275	23.149	31.439	219.5							

62 **Blai TRIAS** ESP
FIRST BIKE ACADEMY & ILUSIONTEAM HONDA

1	2:11.004	40.333	34.927	23.020	32.724	206.9
2	2:14.898 B	35.172	34.755	23.609	41.362	168.5