

# Hawkers ETC

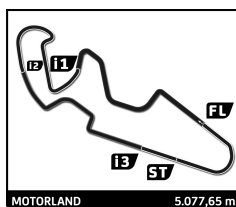
## Finetwork FIM JuniorGP Motorland

### Qualifying Practice 2 - Gr B

#### Sector Analysis

Invalidated Lap    Personal Best    Session Best    Crossing the pit lane

Lap	Time	Sector 1	Sector 2	Sector 3	Sector 4	T.Sp	Lap	Time	Sector 1	Sector 2	Sector 3	Sector 4	T.Sp		
<b>28</b>	<b>Máximo MARTÍNEZ</b> ESP TEAM HONDA LAGLISSE HONDA							<b>51</b>	<b>Brian URIARTE</b> ESP TEAM ESTRELLA GALICIA 0,0 HONDA						
1	4:13.951	2:44.785	34.374	23.040	31.752	213.9	1	2:03.951	34.380	34.764	22.957	31.850	208.9		
2	2:02.343	34.292	34.105	22.434	31.512	216.4	2	2:03.108	34.628	33.906	23.085	31.489	213.0		
3	2:02.284	34.317	33.983	22.458	31.526	216.0	3	2:02.516	34.391	33.841	22.559	31.725	211.4		
4	2:01.815	34.222	33.869	22.311	31.413	216.0	4	2:02.316	34.439	33.825	22.477	31.575	211.8		
5	2:01.895	34.155	34.002	22.278	31.460	214.7	5	2:02.692	34.414	33.804	22.446	32.028	215.1		
6	2:02.350	34.208	34.061	22.335	31.746	211.4	6	2:01.769	34.178	33.718	22.310	31.563	212.6		
7	2:03.014	34.432	34.322	22.510	31.750	213.0	7	2:02.787	34.396	33.957	22.535	31.899	207.3		
8	2:04.591	34.224	34.041	22.371	33.955	184.3	8	2:04.058	34.966	34.251	23.020	31.821	210.9		
9	2:11.419	34.222	35.418	23.085	38.694	207.7	9	2:08.601	34.292	34.260	24.162	35.887	173.1		
10	9:36.041	8:07.014	34.445	22.645	31.937	212.2	10	2:10.548	34.886	35.092	22.949	37.621	208.1		
11	2:01.775	34.311	33.675	22.391	31.398	214.3	11	9:32.989	7:58.306	34.767	22.720	37.196	211.4		
12	2:01.839	34.115	33.683	22.457	31.584	213.4	12	2:24.117	54.586	34.502	23.076	31.953	204.9		
13	2:22.206	36.539	36.707	29.437	39.523	191.5	13	2:03.038	34.429	34.253	22.746	31.610	211.8		
14	2:01.101	34.098	33.592	22.200	31.211	217.7	14	2:01.750	34.270	33.744	22.239	31.497	217.3		
15	2:09.544	38.324	35.022	23.114	33.084	205.3	15	2:01.639	34.255	33.666	22.258	31.460	214.7		
							16	2:06.474	37.945	34.236	22.649	31.644	212.2		
<b>93</b>	<b>Guido PINI</b> ITA AC RACING TEAM HONDA							<b>71</b>	<b>Hamad AL-SAHOUTI</b> QAT LEOPARD IMPALA JUNIOR TEAM HONDA						
1	4:28.889	2:55.522	36.249	25.278	31.840	211.8	1	2:20.097	48.287	36.550	23.444	31.816	215.1		
2	2:02.401	34.315	33.991	22.337	31.758	213.9	2	2:06.308	34.809	34.422	25.280	31.797	215.1		
3	2:01.842	34.307	33.696	22.272	31.567	210.9	3	2:03.234	34.508	34.257	22.836	31.633	218.2		
4	2:06.281	34.663	37.394	22.651	31.573	213.0	4	2:04.362	35.226	34.921	22.807	31.408	221.3		
5	2:01.605	34.164	33.600	22.312	31.529	212.6	5	2:02.491	34.227	34.202	22.519	31.543	215.6		
6	2:11.588	34.086	35.872	29.513	32.117	213.9	6	2:02.187	34.353	34.053	22.544	31.237	216.4		
7	2:03.477	34.622	34.627	22.499	31.729	211.8	7	2:14.356	36.233	36.269	24.731	37.123	212.6		
8	2:01.923	34.292	33.608	22.409	31.614	211.8	8	17:22.313	...	40.303	23.745	32.135	214.7		
9	2:08.516	34.592	34.092	22.997	36.835	210.9	9	2:06.000	35.338	35.175	23.603	31.884	213.0		
10	11:17.503	9:48.829	34.334	22.526	31.814	211.4	10	2:03.339	34.612	34.117	22.815	31.795	212.6		
11	2:01.774	34.307	33.694	22.295	31.478	216.0	11	2:02.647	34.329	34.150	22.628	31.540	213.4		
12	2:18.735	34.256	35.360	29.783	39.336	180.9	12	2:02.580	34.463	33.964	22.579	31.574	213.0		
13	2:01.413	34.491	33.553	22.334	31.035	221.3									
14	2:16.187	38.416	34.831	23.229	39.711	201.5									
<b>27</b>	<b>Rico SALMELA</b> FIN TEAM ESTRELLA GALICIA 0,0 HONDA							<b>21</b>	<b>Ruché MOODLEY</b> ZAF FINNETWORK MIR JUNIOR TEAM HONDA						
1	2:02.322	33.319	34.558	22.608	31.837	208.9	1	6:07.505	4:37.310	35.130	22.891	32.174	207.3		
2	2:02.484	34.469	33.991	22.316	31.708	208.1	2	2:03.037	34.335	34.227	22.645	31.830	211.8		
3	2:02.323	34.349	33.823	22.563	31.588	208.5	3	2:03.001	34.555	34.151	22.662	31.633	212.6		
4	2:05.310	34.451	34.063	22.623	34.173	173.9	4	2:03.265	34.486	34.865	22.541	31.373	216.0		
5	2:01.706	34.084	33.698	22.109	31.815	214.3	5	2:02.470	34.544	34.018	22.546	31.362	213.4		
6	2:02.306	34.246	33.906	22.248	31.906	206.9	6	2:03.317	34.450	34.198	22.726	31.943	209.7		
7	2:04.072	34.784	34.471	22.973	31.844	207.3	7	2:03.033	34.609	34.011	22.641	31.772	211.4		
8	2:01.770	34.228	33.616	22.451	31.475	210.5	8	2:12.240	34.963	37.924	22.870	36.483	212.2		
9	2:06.982	38.399	34.110	22.457	32.016	207.3	9	9:33.911	8:04.452	34.643	23.346	31.470	218.2		
10	2:02.347	34.329	33.737	22.374	31.907	207.7	10	2:23.756	35.456	47.299	23.541	37.460	203.0		
11	2:10.791	34.925	34.294	22.661	38.911	200.7	11	2:23.112	52.719	34.972	23.301	32.120	204.5		
12	7:32.291	5:56.927	34.350	22.767	38.247	207.3	12	2:03.961	34.662	34.237	22.770	32.292	209.3		
13	2:23.871	54.922	34.133	22.845	31.971	208.5	13	2:03.004	34.465	33.956	22.725	31.858	210.1		
14	2:02.809	34.406	34.079	22.491	31.833	208.5	14	2:02.924	34.430	33.984	22.752	31.758	210.5		
15	2:03.232	34.352	33.971	22.499	32.410	201.5									
16	2:01.469	34.067	33.752	22.308	31.342	215.6									
17	2:08.723	35.080	37.612	23.155	32.876	199.3									
<b>81</b>	<b>Lorenz TONI LUCIANO</b> BEL ARTBOX HONDA														
1	2:05.004		34.717	35.124	23.290	31.873	217.7								
2	2:03.283		34.703	34.170	22.762	31.648	212.6								
3	2:02.981		34.363	34.122	22.884	31.612	214.7								



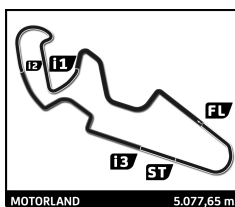
# Hawkers ETC

## Finetwork FIM JuniorGP Motorland

### Qualifying Practice 2 - Gr B

### Sector Analysis

_ Invalidated Lap							■ Personal Best	■ Session Best	B Crossing the pit lane						
Lap	Time	Sector 1	Sector 2	Sector 3	Sector 4	T.Sp	Lap	Time	Sector 1	Sector 2	Sector 3	Sector 4	T.Sp		
4	2:03.310	34.661	34.313	22.869	<b>31.467</b>	214.3	13	2:03.660	<b>34.611</b>	<b>34.204</b>	22.998	31.847	215.1		
5	2:10.925B	34.684	34.517	22.850	38.874	188.5	14	2:04.087	34.963	34.428	22.850	31.846	214.3		
6	19:56.061	...	34.532	23.076	32.206	213.0	<b>33 Enzo HOARAU BELLON</b> FRA								
7	2:03.289	34.685	34.241	<b>22.559</b>	31.804	211.8	BS RACING HONDA								
8	<b>2:02.849</b>	<b>34.251</b>	<b>33.950</b>	22.981	31.667	213.9	1	4:06.140	2:27.595	43.059	23.517	31.969	211.8		
9	2:08.125	34.641	34.392	26.404	32.688	206.5	2	2:04.708	35.480	34.501	23.203	31.524	216.0		
10	2:03.158	34.445	33.973	22.673	32.067	207.7	3	<b>2:03.584</b>	34.958	34.390	<b>22.704</b>	31.532	215.1		
11	<u>2:06.368</u>	36.527	34.552	22.986	32.303	205.7	4	2:05.319	35.012	34.617	22.906	32.784	202.2		
<b>18 César PARRILLA</b> ESP							5	2:03.932	35.164	<b>34.388</b>	22.758	31.622	213.9		
FAU55 TEY RACING HONDA							6	2:04.758	34.956	34.660	22.993	32.149	205.7		
1	2:04.156	34.472	34.737	23.000	31.947	213.9	7	2:03.841	<b>34.823</b>	34.452	22.952	31.614	214.3		
2	2:03.477	34.609	34.168	22.797	31.903	217.3	8	2:14.201B	36.759	35.879	24.223	37.340	211.4		
3	2:03.265	34.486	34.104	22.592	32.083	210.1	9	13:29.074	...	46.030	23.834	32.063	207.3		
4	2:03.400	34.656	34.218	<b>22.463</b>	32.063	208.1	10	2:08.188	35.603	36.042	23.917	32.626	205.7		
5	2:06.144	34.747	34.977	23.270	33.150	190.1	11	2:04.789	35.665	34.410	22.919	31.795	213.4		
6	2:04.386	34.642	34.392	22.925	32.427	204.5	12	2:18.805	36.130	42.834	23.888	35.953	165.9		
7	<b>2:03.236</b>	<b>34.480</b>	<b>34.090</b>	22.549	32.117	207.7	13	2:03.740	34.988	34.535	22.808	<b>31.409</b>	217.7		
8	2:11.363B	34.953	34.342	22.701	39.367	200.7	<b>12 Adriano DONOSO</b> ESP								
9	13:32.189	...	35.344	23.127	32.344	215.6	FIFTY MOTORSPORT HONDA								
10	2:03.859	35.029	34.344	22.645	<b>31.841</b>	210.9	1	4:12.390	2:42.330	34.967	22.987	32.106	210.5		
11	2:08.209	35.090	37.730	23.305	32.084	214.3	2	2:04.892	35.131	34.935	22.643	32.183	213.0		
12	2:04.344	34.863	34.450	22.629	32.402	207.7	3	2:04.717	34.818	34.382	23.237	32.280	209.3		
13	2:19.263	37.672	41.329	23.921	36.341	157.0	4	2:04.173	34.858	34.332	22.719	32.264	209.7		
14	2:03.680	34.799	34.367	22.494	32.020	210.5	5	2:04.275	35.089	34.372	<b>22.630</b>	32.184	208.1		
<b>24 Guillem PLANQUES</b> FRA							6	2:07.130	37.083	34.855	22.798	32.394	205.7		
FIRST BIKE ACADEMY & ILLUSION TEA HONDA							7	2:13.355B	36.565	36.306	23.087	37.397	210.9		
1	2:28.349	57.763	34.822	23.069	32.695	213.9	8	13:30.849	...	34.720	22.973	32.161	213.9		
2	2:05.025	35.017	34.856	22.975	32.177	209.3	9	2:04.858	35.325	34.406	22.906	32.221	206.5		
3	2:04.558	34.875	34.478	22.869	32.336	208.9	10	2:08.436	38.872	34.421	23.078	32.065	209.3		
4	2:04.345	34.851	34.482	22.910	32.102	208.1	11	<b>2:03.904</b>	34.952	34.283	22.728	<b>31.941</b>	210.9		
5	2:19.084B	35.887	41.376	23.434	38.387	204.2	12	2:04.799	<b>34.512</b>	<b>34.268</b>	23.957	32.062	209.7		
6	5:22.090	3:37.007	49.086	24.236	<b>31.761</b>	216.0	13	2:04.130	34.825	34.437	22.796	32.072	209.3		
7	<b>2:03.374</b>	<b>34.545</b>	<b>34.125</b>	<b>22.768</b>	31.936	210.1	<b>99 Marc AGUILAR</b> ESP								
8	<u>2:17.015B</u>	35.465	35.821	23.465	42.264	182.7	LARRESPORT HONDA								
9	9:27.566	7:57.077	35.121	23.060	32.308	208.1	1	2:05.093	34.796	35.145	23.047	32.105	214.7		
10	2:24.983B	36.373	43.205	25.721	39.684	191.2	2	<b>2:04.077</b>	34.899	<b>34.503</b>	22.834	<b>31.841</b>	214.7		
11	2:24.022	51.558	37.356	22.988	32.120	208.1	3	2:04.460	34.879	34.786	<b>22.718</b>	32.077	212.2		
12	2:04.435	34.895	34.447	22.887	32.206	208.5	4	2:04.790	35.078	34.601	23.030	32.081	212.2		
13	2:04.547	34.940	34.372	22.920	32.315	208.1	5	2:04.300	<b>34.791</b>	34.554	22.878	32.077	213.0		
14	2:15.675B	36.446	35.513	23.727	39.989	195.3	6	2:20.346B	41.460	36.087	23.799	39.000	210.1		
<b>75 Evan BELFORD</b> GBR							7	17:28.480	...	35.423	23.014	32.586	209.3		
VISIONTRACK RACING TEAM HONDA							8	2:05.377	35.454	34.707	23.003	32.213	211.8		
1	2:10.217	38.702	35.737	23.472	32.306	212.2	9	2:07.137	35.364	36.189	23.437	32.147	214.7		
2	2:04.650	35.284	34.721	22.901	31.744	218.6	10	2:12.448	36.000	35.312	24.703	36.433	186.2		
3	2:04.254	34.972	34.520	22.931	31.831	215.1	11	2:06.014	35.209	34.806	23.759	32.240	213.9		
4	<u>2:04.191</u>	34.806	34.541	23.130	31.714	215.6	12	2:05.653	35.077	35.119	22.789	32.668	207.7		
5	2:03.744	34.810	34.409	22.829	31.696	216.4	<b>36 Angus JAY GRENFELL</b> AUS								
6	<b>2:03.523</b>	34.746	34.206	<b>22.695</b>	31.876	219.1	ARTBOX HONDA								
7	2:07.376	36.825	35.467	23.216	31.868	214.3	1	4:07.607	2:30.992	41.113	23.217	32.285	210.5		
8	2:14.059B	35.930	35.658	23.613	38.858	198.2	2	2:05.160	35.195	34.664	22.938	32.363	210.1		
9	13:20.671	...	34.850	23.188	<b>31.656</b>	217.7	3	<b>2:05.825</b>	35.139	35.010	23.146	32.530	205.7		
10	2:17.274	35.596	45.789	23.667	32.222	213.9	4	<b>2:04.301</b>	34.805	34.524	22.904	32.068	214.7		
11	2:04.389	34.966	34.348	23.198	31.877	213.9	5	2:11.687B	35.173	34.872	23.017	38.625	203.8		
12	2:03.891	34.875	34.357	22.894	31.765	213.9									



# Hawkers ETC

## Finetwork FIM JuniorGP Motorland

### Qualifying Practice 2 - Gr B

#### Sector Analysis

— Invalidated Lap   ■ Personal Best   ■ Session Best   **B** Crossing the pit lane

Lap	Time	Sector 1	Sector 2	Sector 3	Sector 4	T.Sp	Lap	Time	Sector 1	Sector 2	Sector 3	Sector 4	T.Sp
6	17:47.149	...	34.725	23.192	32.631	208.5	4	2:06.811	35.569	34.977	23.456	32.809	207.3
7	2:05.200	34.980	34.802	23.157	32.261	210.5	5	2:18.774 <b>B</b>	35.502	34.887	27.212	41.173	203.8
8	2:08.738	35.013	38.438	23.153	32.134	210.9	6	18:58.315	...	36.129	23.873	32.466	211.8
9	2:04.813	34.926	34.665	<b>22.861</b>	32.361	210.5	7	2:07.182	35.773	35.121	23.589	32.699	209.7
10	2:04.370	<b>34.780</b>	34.526	22.875	32.189	210.1	8	2:06.484	35.552	34.933	23.467	32.532	210.1
11	2:04.583	34.830	<b>34.391</b>	23.385	<b>31.977</b>	213.9	9	<b>2:05.612</b>	<b>35.345</b>	<b>34.770</b>	<b>23.161</b>	<b>32.336</b>	214.7

**3** **Vasilios PANTELEAKIS** GRC  
CARDOSO RACING HONDA

1	2:11.869	39.283	36.334	23.911	32.341	209.3
2	2:07.914	35.968	35.480	23.673	32.793	212.6
3	2:07.664	35.416	35.513	23.530	33.205	205.7
4	2:06.565	35.518	35.364	23.647	<b>32.036</b>	210.1
5	2:06.664	35.581	35.568	23.165	32.350	208.5
6	2:05.160	35.085	34.734	22.985	32.356	206.1
7	2:06.531	35.365	34.871	23.905	32.390	206.9
8	2:05.369	35.343	34.950	22.893	32.183	209.7
9	2:04.958	35.156	34.743	22.843	32.216	208.5
10	2:14.920 <b>B</b>	35.303	35.337	23.610	40.670	201.5
11	9:04.410	7:32.530	35.532	23.290	33.058	204.5
12	2:05.805	35.429	34.894	23.212	32.270	208.5
13	2:07.578	35.108	35.737	24.086	32.647	208.1
14	<b>2:04.599</b>	35.021	<b>34.592</b>	<b>22.764</b>	32.222	210.5
15	<b>2:05.885</b>	<b>34.921</b>	35.617	23.149	32.198	210.1
16	2:05.559	35.472	35.030	22.939	32.118	210.9

**63** **Benjamin CAILLET** FRA  
EQUIPE DE FRANCE VITESSE HONDA

1	2:08.294	35.877	35.587	24.011	32.819	211.4
2	2:06.583	35.694	35.196	23.406	32.287	213.4
3	<b>2:04.931</b>	35.189	34.766	22.933	<b>32.043</b>	215.1
4	2:05.029	35.185	34.819	<b>22.888</b>	32.137	211.8
5	2:05.133	<b>35.125</b>	<b>34.540</b>	23.082	32.386	213.0
6	2:13.012 <b>B</b>	35.201	35.097	23.519	39.195	208.5
7	17:20.759	...	35.793	23.500	34.014	196.0

**9** **Matteo ROMAN** FRA  
TECMAS RACING TEAM HONDA

1	2:05.170	35.069	35.041	23.273	<b>31.787</b>	218.2
2	2:05.893	35.120	35.581	23.142	32.050	213.0
3	2:05.292	35.199	34.793	23.075	32.225	212.6
4	2:05.872	35.119	34.939	23.163	32.651	208.1
5	2:05.316	<b>34.935</b>	34.732	23.503	32.146	216.9
6	2:07.048	35.104	35.117	23.494	33.333	200.4
7	2:13.059 <b>B</b>	35.432	35.006	23.019	39.602	211.4
8	15:24.378	...	35.102	23.742	31.932	216.9
9	2:05.634	35.407	<b>34.698</b>	23.058	32.471	213.4
10	2:06.270	35.204	35.312	23.329	32.425	213.0
11	2:05.661	35.735	34.754	<b>22.973</b>	32.199	213.4
12	2:14.454	38.889	39.129	23.985	32.451	211.8
13	<b>2:05.282</b>	35.005	34.907	23.363	32.007	213.0

**73** **Gonçalo RIBEIRO** PRT  
LST MOTORSPORTS HONDA

1	2:33.968	1:00.944	36.178	23.799	33.047	208.1
2	2:07.625	36.057	35.355	23.403	32.810	210.1
3	2:06.889	35.746	34.938	23.356	32.849	207.3

**77** **Leandro QUINTANS SANS** FRA  
LARRESPORT TEAM HONDA

1	2:49.326 <b>B</b>	47.897	43.993	35.175	42.261	194.9
2	9:48.933	8:12.139	39.632	24.158	33.004	210.9
3	2:08.469	36.445	35.724	23.656	32.644	207.3
4	2:06.816	35.863	35.205	23.354	32.394	209.7
5	2:06.431	35.718	35.067	23.305	<b>32.341</b>	213.0
6	2:06.874	35.806	35.184	23.327	32.557	208.1
7	2:08.453	36.821	35.416	23.551	32.665	209.3
8	2:06.595	35.650	35.189	23.362	32.394	209.7
9	2:06.605	35.560	35.310	23.325	32.410	209.7
10	<b>2:06.184</b>	<b>35.554</b>	<b>35.021</b>	<b>23.205</b>	32.404	211.8
11	6:55.302 <b>B</b>					

**82** **Kyle PAYNE** GBR  
MDM-R RACING HONDA

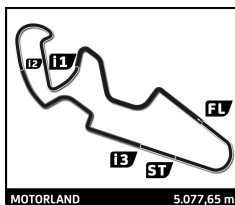
1	2:28.307	48.165	39.665	26.566	33.911	208.1
2	2:11.412	37.303	36.210	24.612	33.287	207.7
3	2:09.802	36.945	36.259	23.917	32.681	209.3
4	2:16.182 <b>B</b>	36.170	35.472	24.669	39.871	203.0
5	7:32.771	5:58.080	37.102	24.381	33.208	209.3
6	2:12.474	37.551	36.340	23.922	34.661	191.8
7	2:09.873	36.503	36.084	24.141	33.145	205.3
8	2:17.387	45.160	35.574	23.801	32.852	207.3
9	2:08.351	36.205	35.631	23.770	32.745	206.9
10	2:13.942 <b>B</b>	36.425	35.793	23.817	37.907	204.9
11	2:33.463	1:01.580	35.729	23.785	32.369	213.0
12	2:07.134	36.021	35.131	23.592	32.390	210.5
13	<b>2:06.499</b>	<b>35.741</b>	35.098	<b>23.411</b>	<b>32.249</b>	210.5
14	2:07.030	35.802	<b>34.866</b>	23.888	32.474	207.7
15	2:06.670	35.819	34.905	23.640	32.306	208.5
16	2:07.367	35.931	34.916	23.506	33.014	206.5

**52** **Jeremiasz WOJCIECHOWSKI** POL  
KIDZGP BY COVACHA R.T. HONDA

1	2:10.218	36.527	36.206	24.066	33.419	206.5
2	2:14.822 <b>B</b>	36.345	35.966	23.839	38.672	204.9
3	5:49.689	4:04.508	45.051	25.748	34.382	203.0
4	2:07.171	35.919	35.370	23.490	32.392	206.5
5	2:07.290	36.044	35.376	23.501	32.369	210.1
6	<b>2:06.767</b>	<b>35.881</b>	<b>35.246</b>	<b>23.353</b>	<b>32.287</b>	209.3

**6** **Jona EISENKOLB** DEU  
F. KOCH RENNSPORT HONDA

1	2:11.559	37.988	36.465	24.223	32.883	210.5
2	2:07.424	35.999	35.544	23.638	32.243	213.9
3	2:07.484	35.945	<b>35.320</b>	23.616	32.603	208.1
4	2:07.830	36.262	35.451	23.597	32.520	208.9



# Hawkers ETC

## Finetwork FIM JuniorGP Motorland

### Qualifying Practice 2 - Gr B

### Sector Analysis

— Invalidated Lap    ■ Personal Best    ■ Session Best    **B** Crossing the pit lane

Lap	Time	Sector 1	Sector 2	Sector 3	Sector 4	T.Spd	Lap	Time	Sector 1	Sector 2	Sector 3	Sector 4	T.Spd
5	<b>2:06.835</b>	35.723	35.331	23.563	<b>32.218</b>	211.8							
6	2:13.469 <b>B</b>	<b>35.589</b>	35.539	<b>23.522</b>	38.819	206.5							
7	17:09.968	...	36.497	24.179	33.197	204.9							
8	2:10.270	36.501	36.530	24.193	33.046	204.5							
9	2:08.453	36.226	35.857	23.765	32.605	206.5							
10	2:08.541	36.299	35.838	23.604	32.800	206.9							
11	2:08.265	35.679	35.987	23.766	32.833	206.9							
12	2:10.209	36.443	36.593	23.975	33.198	208.9							

<b>23</b> Spyros FOURTHIOTIS		GRC					
FIFTY MOTORSPORT		HONDA					
1	2:13.092	39.527	36.605	24.059	<b>32.901</b>	208.1	
2	2:08.260	36.081	35.723	<b>23.520</b>	32.936	206.5	
3	2:08.469	<b>35.964</b>	<b>35.457</b>	23.894	33.154	205.3	
4	<b>2:08.002</b>	36.068	35.461	23.546	32.927	206.9	
5	2:35.147 <b>B</b>	41.271	41.894	28.200	43.782	192.5	
6	8:03.951 <b>B</b>	6:13.471	44.820	25.017	40.643	197.8	
7	5:56.424 <b>B</b>	4:07.436	41.166	25.513	42.309	192.5	
8	12:18.833	...	36.763	24.429	34.231	195.7	
9	2:09.832	36.681	35.782	23.746	33.623	197.8	
10	2:09.258	36.391	35.750	23.527	33.590	198.9	