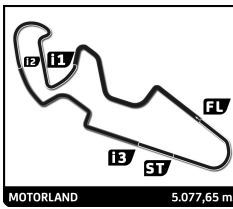


Hawkers ETC Finetwork FIM JuniorGP Motorland Qualifying Practice 1 - Gr B

Sector Analysis

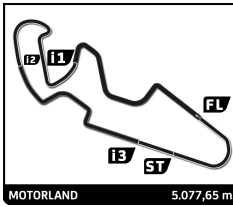
_ Invalidated Lap							■ Personal Best	■ Session Best	B Crossing the pit lane					
Lap	Time	Sector 1	Sector 2	Sector 3	Sector 4	T.Sp	Lap	Time	Sector 1	Sector 2	Sector 3	Sector 4	T.Sp	
28	Máximo MARTÍNEZ						ESP							
TEAM HONDA LAGLISSE							HONDA							
1	5:02.667	1:18.405	34.690			185.2	4	2:13.819	34.827	37.850	27.659	33.483	192.2	
2	2:05.725	36.549	34.670			212.6	5	2:03.561	34.702	34.303	22.890	31.666	213.0	
3	2:02.224	34.257	33.974	22.741	31.765	212.6	6	2:03.403	34.549	34.101	22.905	31.848	214.3	
4	2:01.561	34.052	33.716	22.144	31.649	211.8	7	2:02.839	34.472	34.013	22.750	31.604	213.0	
5	2:02.406	33.972	33.808	22.844	31.782	210.9	8	2:02.716	34.440	34.042	22.707	31.527	214.7	
6	2:01.779	34.072	33.743	22.294	31.670	211.8	9	2:13.640	B 35.323	37.937	23.066	37.314	211.8	
7	2:01.530	34.196	33.668	22.257	31.409	215.1	10	8:46.324	7:15.776	34.824	23.413	32.311	219.1	
8	2:02.367	34.196	33.940	22.488	31.743	211.4	11	2:19.177	35.812	43.524	27.976	31.865	214.7	
9	2:16.277	B 38.790	35.253	23.069	39.165	213.0	12	2:03.739	34.702	34.249	22.982	31.806	212.2	
10	14:24.093	...	49.235	22.741	31.878	214.7	13	2:29.883	35.899	59.098	23.204	31.682	216.0	
11	2:01.347	34.042	33.884	22.102	31.319	217.3	14	2:03.950	34.656	34.248	23.073	31.973	214.3	
12	2:14.357	41.449	34.878	25.582	32.448	207.7	15	2:04.626	34.970	34.607	23.139	31.910	213.0	
93	Guido PINI						ITA							
AC RACING TEAM							HONDA							
1	2:59.600	1:24.954	36.805	24.270	33.571	207.3								
2	2:13.867	B 36.803	35.445	23.764	37.855	207.7								
3	2:30.679	58.145	37.291	23.153	32.090	209.7								
4	2:04.641	35.262	34.456	22.848	32.075	207.7								
5	2:04.559	35.029	34.802	22.733	31.995	207.7								
6	2:03.249	34.671	33.996	22.609	31.973	207.3								
7	2:02.831	34.521	33.986	22.447	31.877	208.5								
8	2:10.752	34.717	33.893	26.428	35.714	187.2								
9	2:02.836	34.559	33.859	22.449	31.969	208.1								
10	2:17.495	B 36.735	35.006	25.065	40.689	201.5								
11	9:01.497	B 7:16.164	43.906	23.961	37.466	211.4								
12	4:26.007	2:40.839	43.182	27.923	34.063	195.3								
13	2:05.202	34.740	34.989	23.605	31.868	215.1								
14	2:08.794	35.649	37.232	24.017	31.896	210.1								
81	Lorenz TONI LUCIANO						BEL							
ARTBOX							HONDA							
1	2:38.073	1:01.355	39.186	23.796	33.736	184.6								
2	2:07.631	35.098	35.335	22.996	34.202	181.8								
3	2:03.279	34.387	34.105	23.108	31.679	218.2								
4	2:06.293	35.775	34.687	23.325	32.506	203.0								
5	2:03.432	34.402	34.332	22.872	31.826	213.9								
6	2:10.080	37.077	36.377	23.917	32.709	203.4								
7	2:02.936	34.399	34.027	22.560	31.950	209.7								
8	2:10.135	B 34.863	34.561	22.922	37.789	203.8								
9	5:00.968	3:21.714	41.852	23.097	34.305	204.5								
10	2:12.373	40.607	35.446	23.789	32.531	206.5								
11	2:03.066	34.500	33.980	22.655	31.931	212.6								
12	2:17.097	B 35.515	41.811	23.176	36.595	206.5								
13	4:36.909	2:50.776	42.840	29.852	33.441	206.9								
14	2:25.150	36.299	48.393	25.412	35.046	191.8								
15	2:05.676	34.753	34.577	22.914	33.432	200.4								
16	2:04.170	35.119	34.028	22.813	32.210	206.1								
27	Rico SALMELA						FIN							
TEAM ESTRELLA GALICIA 0,0							HONDA							
1	3:35.102	1:59.902	39.572	23.475	32.153	208.5								
2	2:03.418	34.885	34.075	22.668	31.790	209.3								
3	2:02.750	34.406	34.108	22.459	31.777	208.5								
4	2:14.486	35.539	41.418	23.921	33.600	191.8								
5	2:02.493	34.588	34.025	22.415	31.465	215.6								
6	2:04.637	35.102	34.773	22.895	31.867	209.3								
7	2:02.764	34.468	33.984	22.432	31.880	208.5								
8	2:02.412	34.387	34.012	22.372	31.641	211.8								
9	2:08.403	35.643	37.663	23.165	31.932	207.7								
10	2:11.418	B 34.430	35.271	23.222	38.495	205.3								
11	6:45.611	B 5:09.191	35.292	22.812	38.316	208.1								
12	4:23.436	2:44.330	42.671	24.107	32.328	208.1								
13	2:19.216	37.160	41.254	25.678	35.124	174.2								
14	2:07.305	34.589	34.816	23.253	34.647	171.7								
15	2:05.061	35.112	34.967	22.913	32.069	209.3								
21	Ruché MOODLEY						ZAF							
FINETWORK MIR JUNIOR TEAM							HONDA							
1	3:35.546	2:00.015	39.925	23.505	32.101	210.9								
2	2:03.639	34.999	34.269	22.866	31.505	214.3								
3	2:03.240	34.539	34.176	22.793	31.732	213.0								
18	César PARRILLA						ESP							
FAU55 TEY RACING							HONDA							
1	2:25.417	50.248	38.519	24.239	32.411	215.1								
2	2:05.380	35.532	34.817	23.066	31.965	218.6								
3	2:04.032	34.937	34.457	22.872	31.766	219.5								
4	2:03.767	34.730	34.491	22.865	31.681	216.0								
5	2:18.642	B 34.830	42.149	23.889	37.774	209.3								
6	2:31.018	1:00.254	34.969	23.373	32.422	204.9								



Hawkers ETC Finetwork FIM JuniorGP Motorland Qualifying Practice 1 - Gr B

Sector Analysis

Lap	Time	Sector 1	Sector 2	Sector 3	Sector 4	T.Sp	Lap	Time	Sector 1	Sector 2	Sector 3	Sector 4	T.Sp
7	2:04.467	34.972	34.538	22.844	32.113	208.1	15	2:04.360	35.081	34.473	23.063	31.743	211.8
8	2:03.809	34.911	34.292	22.523	32.083	209.7	36 Angus JAY GRENFELL AUS						
9	2:16.032 B	39.231	34.792	23.089	38.920	204.2	ARTBOX HONDA						
10	9:17.936	7:48.385	34.526	22.942	32.083	210.9	1	2:36.311	1:01.856	37.314	24.245	32.896	207.3
11	2:14.762	34.887	43.583	23.472	32.820	187.5	2	2:07.099	36.250	35.114	23.251	32.484	208.5
12	2:04.114	34.675	34.195	22.720	32.524	210.1	3	2:05.926	35.285	34.619	23.716	32.306	213.0
13	2:27.814	38.716	48.131	25.739	35.228	204.2	4	2:04.980	34.868	34.871	22.912	32.329	208.5
14	2:08.375	34.810	38.695	22.960	31.910	213.9	5	2:05.267	35.515	34.563	22.919	32.270	211.8
15	2:03.130	34.622	34.039	22.654	31.815	215.1	6	2:07.780	35.304	36.361	23.120	32.995	203.0
24 Guillem PLANQUES FRA							7	2:10.765 B	35.166	34.752	22.902	37.945	206.9
FIRST BIKE ACADEMY & ILLUSION TEA HONDA							8	7:04.993	5:25.758	41.836	23.127	34.272	199.3
1	2:37.489	1:04.091	35.979	23.973	33.446	194.2	9	2:10.554	39.821	34.876	23.002	32.855	204.2
2	2:08.977	35.145	35.082	23.024	35.726	176.2	10	2:11.173 B	35.258	34.899	23.107	37.909	210.1
3	2:04.158	34.747	34.486	23.074	31.851	213.0	11	2:29.101 B	52.375	35.419	23.190	38.117	214.3
4	2:04.354	35.179	34.515	22.839	31.821	216.4	12	4:15.854	2:33.611	43.005	25.290	33.948	206.5
5	2:03.769	34.543	34.355	22.865	32.006	210.5	13	2:09.793	35.512	36.008	23.898	34.375	198.2
6	2:16.489	37.305	43.128	24.191	31.865	213.9	14	2:04.998	35.253	34.648	23.034	32.063	213.0
7	2:10.246 B	34.603	34.469	23.030	38.144	206.9	15	2:04.094	34.773	34.406	22.819	32.096	211.8
8	13:45.392	...	34.703	23.640	34.109	180.9	16	2:03.875	34.789	34.467	22.772	31.847	214.7
9	2:21.287 B	34.722	43.435	23.250	39.880	186.2	75 Evan BELFORD GBR						
10	4:25.340	2:39.132	44.486	24.976	36.746	177.9	VISIONTRACK RACING TEAM HONDA						
11	2:05.945	34.945	34.703	22.752	33.545	193.2	1	2:17.747	45.083	36.212	23.806	32.646	210.9
12	2:07.016	35.315	34.953	23.385	33.363	200.7	2	2:06.528	35.864	35.070	23.276	32.318	212.2
71 Hamad AL-SAHOUTI QAT							3	2:13.064	36.930	41.213	23.202	31.719	214.3
LEOPARD IMPALA JUNIOR TEAM HONDA							4	2:04.748	35.229	34.651	23.247	31.621	213.0
1	2:25.323	49.889	38.756	24.253	32.425	212.2	5	2:04.565	34.937	34.564	22.907	32.157	209.3
2	2:05.163	35.161	34.824	23.276	31.902	212.6	6	2:04.091	34.886	34.402	22.876	31.927	211.8
3	2:04.082	34.828	34.521	22.944	31.789	213.0	7	2:13.856 B	35.834	35.690	23.881	38.451	209.7
4	2:03.843	34.650	34.517	22.941	31.735	212.6	8	9:27.876 B	7:40.948	42.779	24.294	39.855	205.3
5	2:17.865 B	35.389	41.621	23.945	36.910	211.8	9	4:43.495 B	3:03.977	35.997	23.651	39.870	218.2
6	6:20.745	4:50.056	35.490	23.137	32.062	213.9	10	4:13.721	2:30.806	43.067	24.739	35.109	191.5
7	2:08.581 B	34.945	34.557	22.812	36.267	211.8	11	2:09.903	38.080	36.447	23.308	32.068	215.6
8	11:58.301	...	48.820	26.384	32.503	213.9	12	2:04.110	34.963	34.603	23.179	31.365	218.6
9	2:09.004	35.385	38.414	23.415	31.790	216.9	13	2:03.906	34.910	34.263	23.004	31.729	220.4
10	2:05.023	34.923	35.280	23.004	31.816	215.1	14	2:05.331	34.974	34.475	22.951	32.931	206.5
11	2:05.018	35.169	34.934	22.937	31.978	213.0	12 Adriano DONOSO ESP						
12	2:04.570	34.695	34.759	23.119	31.997	212.6	FIFTY MOTORSPORT HONDA						
13	2:15.159 B	34.909	34.553	26.396	39.301	207.3	1	2:25.481	53.183	36.276	24.045	31.977	213.4
33 Enzo HOARAU BELLON FRA							2	2:05.149	35.204	34.646	23.365	31.934	215.1
BS RACING HONDA							3	2:04.065	34.849	34.457	22.994	31.765	214.7
1	2:25.723	47.632	41.450	24.668	31.973	220.4	4	2:03.984	34.683	34.426	23.030	31.845	214.3
2	2:05.205	35.584	35.037	23.194	31.390	215.6	5	2:13.368	35.287	41.661	24.244	32.176	219.5
3	2:03.981	35.062	34.644	22.941	31.334	218.6	6	2:14.300 B	36.256	35.075	23.210	39.759	204.9
4	2:04.067	35.077	34.552	22.831	31.607	216.0	7	16:07.757 B	...	35.173	23.029	38.508	213.4
5	2:18.394 B	35.073	41.784	23.896	37.641	213.4	8	4:03.244	2:13.772	44.791	31.042	33.639	205.3
6	10:33.193	8:34.068	43.658	26.759	48.708	130.6	9	2:19.826	42.930	38.923	24.105	33.868	206.9
7	2:19.615 B	40.051	36.444	24.947	38.173	200.4	10	2:06.116	36.134	34.815	23.124	32.043	212.6
8	2:34.305	58.490	37.542	23.619	34.654	204.2	11	2:04.417	34.727	34.414	23.225	32.051	210.5
9	2:31.688 B	35.722	43.699	25.462	46.805	152.5	12	2:17.893	35.043	34.546	22.923	45.381	211.4
10	2:29.486	50.687	42.669	23.230	32.900	190.8	63 Benjamin CAILLET FRA						
11	2:04.110	34.794	34.564	22.774	31.978	213.4	EQUIPE DE FRANCE VITESSE HONDA						
12	2:10.022	36.908	37.044	23.738	32.332	215.1	1	2:28.318	52.113	37.981	25.446	32.778	217.3
13	2:04.177	34.909	34.498	22.965	31.805	213.4	2	2:07.263	35.719	35.296	24.014	32.234	216.0
14	2:03.867	34.759	34.306	23.046	31.756	215.1							



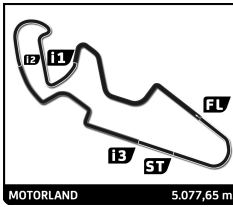
Hawkers ETC

Finetwork FIM JuniorGP Motorland

Qualifying Practice 1 - Gr B

Sector Analysis

_ Invalidated Lap							■ Personal Best							■ Session Best							B Crossing the pit lane																																																																																																	
Lap	Time	Sector 1	Sector 2	Sector 3	Sector 4	T.Sp	Lap	Time	Sector 1	Sector 2	Sector 3	Sector 4	T.Sp	Lap	Time	Sector 1	Sector 2	Sector 3	Sector 4	T.Sp	Lap	Time	Sector 1	Sector 2	Sector 3	Sector 4	T.Sp																																																																																											
77 Leandro QUINTANS SANS FRA																																																																																																																						
LARRESPORT TEAM HONDA																																																																																																																						
9	2:07.344	35.889	35.588	23.431	32.436	210.5	10	2:06.166	35.690	35.050	23.291	32.135	212.6	11	2:05.783	35.183	34.800	23.475	32.325	212.2	12	2:05.755	35.280	34.889	23.158	32.428	211.4	13	2:06.374	35.882	34.927	23.430	32.135	211.4																																																																																				
99 Marc AGUILAR ESP																																																																																																																						
LARRESPORT HONDA																																																																																																																						
1	2:25.700	50.067	38.776	24.426	32.431	213.0	2	2:05.680	35.371	35.032	23.075	32.202	211.8	3	2:05.722	35.265	35.013	23.077	32.367	210.9	4	2:05.321	35.239	34.851	23.071	32.160	210.9	5	2:05.594	34.964	34.837	23.034	32.759	204.2	6	2:18.505B	37.607	37.806	23.544	39.548	210.5	7	11:03.691	9:27.090	36.430	27.412	32.759	206.5	8	2:14.461	38.584	37.620	23.740	34.517	203.0	9	2:07.929	35.767	36.232	23.227	32.703	210.5	10	2:06.366	35.523	35.193	23.108	32.542	206.1	11	2:06.684	35.563	35.297	23.135	32.689	203.0	12	2:11.101	38.989	35.721	23.506	32.885	204.5	13	2:06.581	35.595	35.134	23.196	32.656	206.1	14	2:14.741	41.779	36.191	23.712	33.059	202.2	15	2:18.288B	35.558	39.105	23.979	39.646	203.4														
3 Vasilios PANTELEAKIS GRC																																																																																																																						
CARDOSO RACING HONDA																																																																																																																						
1	2:27.410	51.422	38.296	24.924	32.768	211.8	2	2:08.127	36.150	35.459	23.921	32.597	213.4	3	2:07.081	35.421	35.386	23.324	32.950	207.7	4	2:06.834	35.667	35.379	23.542	32.246	209.3	5	22:23.627	35.321	...	24.715	34.221	198.5	6	2:16.564	36.280	41.455	24.695	34.134	197.8	7	2:09.438	37.074	36.742	23.268	32.354	208.5	8	2:05.902	35.651	35.016	23.228	32.007	213.0	9	2:05.657	35.116	35.079	23.077	32.385	208.1	10	2:05.892	35.183	34.889	23.144	32.676	209.3																																																	
9 Matteo ROMAN FRA																																																																																																																						
TECMAS RACING TEAM HONDA																																																																																																																						
1	2:26.306	50.428	38.923	24.638	32.317	213.9	2	2:07.065	35.937	35.353	23.490	32.285	213.4	3	2:07.027	35.974	35.241	23.481	32.331	211.8	4	2:06.582	35.753	35.121	23.451	32.257	211.8	5	2:13.236B	36.934	35.215	23.351	37.736	212.2	6	13:55.361	...	36.152	23.799	32.868	207.7	7	2:13.987B	35.922	35.219	23.775	39.071	201.9	8	2:27.187	53.603	35.358	24.983	33.243	208.9																																																															
82 Kyle PAYNE GBR																																																																																																																						
MDM-R RACING HONDA																																																																																																																						
1	2:30.806	54.388	37.765	25.113	33.540	214.7	2	2:09.060	36.888	35.695	23.935	32.542	208.1	3	2:09.693	36.708	36.002	24.281	32.702	210.1	4	2:08.119	36.151	35.700	23.778	32.490	211.8	5	2:08.046	36.023	35.585	23.782	32.656	207.7	6	2:10.079	36.261	36.501	24.608	32.709	206.9	7	2:07.779	35.980	35.363	23.888	32.548	208.5	8	2:11.259	36.759	36.962	24.224	33.314	204.2	9	2:24.219B	42.893	36.061	24.242	41.023	194.6	10	6:26.066	4:51.241	37.867	24.154	32.804	209.7	11	2:08.233	35.983	36.152	23.660	32.438	217.7	12	2:06.755	35.930	35.227	23.600	31.998	215.6	13	2:06.614	35.877	34.919	23.684	32.134	215.6	14	2:06.832	36.164	35.039	23.435	32.194	208.9	15	2:06.683	36.059	35.051	23.515	32.058	210.9	16	2:08.630	36.012	35.486	24.253	32.879	206.9	17	2:10.786	36.762	36.490	24.576	32.958	207.7
73 Gonçalo RIBEIRO PRT																																																																																																																						
LST MOTORSPORTS HONDA																																																																																																																						
1	2:26.951	49.043	40.229	24.955	32.724	216.4	2	2:08.442	36.329	35.555	23.777	32.781	211.4	3	2:48.977B	36.090	35.374	54.718	42.795	192.5	4	2:30.472	56.750	36.601	24.112	33.009	206.9	5	2:07.782	36.037	35.295	23.578	32.872	207.3	6	2:35.089B	45.669	41.430	26.409	41.581	187.5	7	6:46.140	4:53.759	40.404	28.003	43.974	132.5	8	2:27.837B	40.501	41.512	25.837	39.987	206.1	9	2:33.198	56.340	39.500	23.826	33.532	198.9																																																								



Hawkers ETC

Finetwork FIM JuniorGP Motorland

Qualifying Practice 1 - Gr B

Sector Analysis

— Invalidated Lap ■ Personal Best ■ Session Best B Crossing the pit lane

Lap	Time	Sector 1	Sector 2	Sector 3	Sector 4	T.Spd	Lap	Time	Sector 1	Sector 2	Sector 3	Sector 4	T.Spd
10	2:07.801	35.845	35.490	23.825	32.641	209.3							
11	2:07.114	35.739	35.252	23.469	32.654	211.4							
12	2:06.836	35.766	35.113	23.511	32.446	211.8							
13	2:07.023	35.791	35.169	23.455	32.608	208.1							
14	2:06.767	35.650	35.153	23.483	32.481	208.5							
15	2:19.147 B	35.743	35.137	25.481	42.786	179.4							

6 **Jona EISENKOLB** DEU
F. KOCH RENNSPORT HONDA

1	2:28.261	49.677	39.874	25.660	33.050	213.0
2	2:11.110	37.617	36.300	24.389	32.804	208.5
3	2:10.358	36.867	36.129	24.138	33.224	204.9
4	2:08.460	36.491	35.632	23.939	32.398	211.4
5	2:08.511	36.105	35.562	24.015	32.829	206.1
6	2:09.642	36.430	35.648	24.876	32.688	208.1
7	2:14.856 B	36.339	35.724	23.882	38.911	204.2
8	9:25.944	7:52.693	36.494	23.978	32.779	207.3
9	2:08.040	36.321	35.566	23.600	32.553	208.9
10	2:08.686	36.296	35.689	23.852	32.849	209.3
11	2:09.726	36.478	36.011	24.282	32.955	203.8
12	2:17.917	44.471	36.300	24.231	32.915	205.3
13	2:10.995	36.744	36.699	24.254	33.298	205.7
14	2:16.936	37.023	42.457	24.616	32.840	206.9
15	2:09.712	36.527	35.972	24.224	32.989	205.7

23 **Spyros FOURTHIOTIS** GRC
FIFTY MOTORSPORT HONDA

1	2:29.899	51.910	38.774	25.466	33.749	212.2
2	2:09.899	37.004	35.991	23.989	32.915	210.9
3	2:10.418	37.084	36.133	24.491	32.710	210.1
4	2:09.201	36.440	35.968	23.921	32.872	209.3
5	2:08.971	36.354	35.807	23.712	33.098	204.9
6	2:08.475	36.213	35.805	23.725	32.732	208.1
7	2:09.016	36.134	35.837	23.926	33.119	206.9
8	2:21.776 B	36.379	36.380	24.196	44.821	200.7
9	8:50.820	7:17.180	36.181	23.984	33.475	204.2
10	2:09.234	36.461	35.738	23.768	33.267	204.2
11	2:10.468	36.421	35.715	24.270	34.062	196.4
12	2:26.254 B	37.373	41.893	24.691	42.297	196.7
13	2:34.066	54.565	42.628	23.684	33.189	206.1
14	2:08.324	35.910	35.583	23.883	32.948	210.5
15	2:08.871	36.146	35.378	24.210	33.137	203.8

52 **Jeremiasz WOJCIECHOWSKI** POL
KIDZGP BY COVACHA R.T. HONDA

1	2:35.561 B	51.173	38.762	25.871	39.755	211.4
---	------------	--------	---------------	---------------	--------	-------