

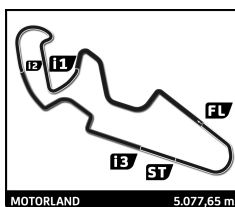
Hawkers ETC

Finetwork FIM JuniorGP Motorland

Qualifying Practice 1 - Gr A

Sector Analysis

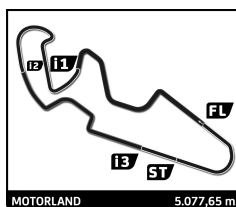
_ Invalidated Lap							■ Personal Best	■ Session Best	B Crossing the pit lane				
Lap	Time	Sector 1	Sector 2	Sector 3	Sector 4	T.Sp	Lap	Time	Sector 1	Sector 2	Sector 3	Sector 4	T.Sp
78	Joel ESTEBAN						ESP						
ASPAR JUNIOR TEAM							HONDA						
1	11:53.315	...	35.879	24.295	31.979	211.4	4	2:03.482	34.779	34.234	22.658	31.811	212.2
2	2:02.501	34.672	34.021	22.423	31.385	217.3	5	2:03.128	34.527	34.132	22.721	31.748	211.8
3	2:04.222	34.935	34.331	22.823	32.133	210.9	6	2:07.237	34.711	38.088	22.549	31.889	211.8
4	2:02.379	34.359	33.898	22.632	31.490	214.7	7	2:02.236	34.435	33.888	22.408	31.505	215.6
5	2:02.737	34.562	33.946	22.487	31.742	213.4	8	2:02.824	34.380	34.082	22.476	31.886	212.2
6	2:07.057	35.228	37.355	22.662	31.812	212.2	9	2:08.952	36.055	34.431	24.975	33.491	198.2
7	2:02.680	34.524	34.069	22.446	31.641	213.4	10	2:02.486	34.482	33.926	22.564	31.514	218.2
8	2:03.688	34.571	34.175	22.718	32.224	206.1	11	2:09.618	39.205	36.123	22.607	31.683	215.6
9	2:09.467	35.517	34.865	24.828	34.257	186.5	12	2:02.467	34.475	33.886	22.451	31.655	213.9
10	2:01.882	34.198	33.978	22.407	31.299	220.9	13	2:04.442	34.755	34.335	22.941	32.411	208.9
11	2:08.282	38.540	35.831	22.455	31.456	217.7	14	2:10.345	36.662	38.479	23.171	32.033	211.4
12	2:09.478 B	34.654	34.181	22.523	38.120	204.9	15	2:03.238	34.606	34.212	22.589	31.831	211.4
26	Pau ALSINA						ESP						
ARTBOX							HONDA						
1	11:51.814	...	35.195	23.037	32.198	211.4	1	2:06.239	34.387	35.850	23.584	32.418	208.5
2	2:03.778	34.788	34.376	22.798	31.816	213.4	2	2:05.859	35.607	35.011	22.975	32.266	207.3
3	2:03.504	34.890	34.095	22.823	31.696	217.7	3	2:09.871	40.051	34.953	22.795	32.072	211.4
4	2:04.769	36.020	34.118	22.883	31.748	213.0	4	2:05.427	35.469	34.864	22.911	32.183	208.9
5	2:03.161	34.623	34.083	22.652	31.803	211.8	5	2:10.696	37.122	34.642	25.737	33.195	212.6
6	2:06.414	34.597	37.395	22.755	31.667	212.2	6	2:03.873	34.876	34.320	22.761	31.916	213.0
7	2:02.090	34.380	33.851	22.417	31.442	215.1	7	2:05.439	35.296	34.564	22.963	32.616	204.9
8	2:02.591	34.516	34.049	22.523	31.503	213.0	8	2:05.381	35.113	34.588	22.767	32.913	200.0
9	2:09.802 B	34.770	34.678	23.216	37.138	201.5	9	2:16.883 B	35.439	39.683	23.544	38.217	208.9
10	6:04.182	4:28.548	34.483	22.970	38.181	198.5	10	9:15.817	7:35.801	38.930	24.718	36.368	206.1
11	2:03.502	34.661	33.951	23.128	31.762	213.0	11	2:04.042	35.235	34.450	22.635	31.722	215.6
12	2:03.471	34.808	34.227	22.790	31.646	219.1	12	2:09.667	36.032	39.443	22.556	31.636	216.0
13	2:02.545	34.533	33.981	22.654	31.377	219.1	13	2:02.540	34.600	34.053	22.444	31.443	215.6
67	Casey O'GORMAN						IRL						
VISIONTRACK RACING TEAM							HONDA						
1	2:19.820	40.944	41.732	24.619	32.525	213.0	14	2:16.331	44.323	35.979	23.519	32.510	209.7
2	2:04.258	35.174	34.279	23.368	31.437	220.4	15	2:03.983	34.943	34.245	22.803	31.992	208.9
3	2:03.221	34.852	34.091	22.759	31.519	215.6	16	2:11.395	36.583	37.890	24.591	32.331	206.9
4	2:09.656	35.988	38.209	23.399	32.060	215.1	1	2:17.888	36.523	41.834	25.422	34.109	210.9
5	2:02.720	34.389	34.165	22.640	31.526	216.4	2	2:05.595	35.601	35.273	23.098	31.623	215.6
6	2:02.206	34.398	33.894	22.447	31.467	215.6	3	2:04.497	35.199	34.875	22.706	31.717	215.6
7	2:06.450	35.090	36.454	22.965	31.941	220.4	4	2:09.109	35.056	38.711	23.269	32.073	216.0
8	2:11.277 B	34.390	34.655	23.221	39.011	216.4	5	2:03.079	34.596	34.428	22.606	31.449	219.5
9	6:51.556	5:21.809	34.920	22.986	31.841	212.6	6	2:02.662	34.393	34.075	22.549	31.645	213.4
10	2:02.785	34.566	34.000	22.683	31.536	214.7	7	2:06.600	34.611	37.180	22.833	31.976	215.1
11	2:02.673	34.414	34.025	22.545	31.689	213.0	8	2:10.604 B	34.398	34.255	23.147	38.804	213.4
12	2:14.135	36.566	41.277	23.774	32.518	211.8	9	10:59.653	9:29.430	34.664	23.206	32.353	210.1
13	2:06.341	34.401	35.118	23.439	33.383	210.5	10	2:11.234	34.991	39.945	23.721	32.577	212.2
14	2:13.664	34.427	33.988	30.500	34.749	162.4	11	2:06.919	34.466	34.791	23.142	34.520	188.8
15	2:02.919	34.152	33.999	22.682	32.086	215.1	12	2:04.563	35.109	34.302	22.795	32.357	211.4
16	2:02.239	34.230	33.851	22.522	31.636	213.4	13	2:11.031	37.040	35.621	24.235	34.135	194.2
17	2:02.393	34.345	33.900	22.470	31.678	214.3	14	2:03.935	34.991	34.350	22.573	32.021	213.9
							15	2:03.329	35.035	34.200	22.359	31.735	213.9
8	Marco GARCÍA MIGUE						ESP						
TEAM HONDA LAGLISSE							HONDA						
1	2:17.888	36.523	41.834	25.422	34.109	210.9	1	2:21.979	42.537	41.072	25.527	32.843	200.7
2	2:05.595	35.601	35.273	23.098	31.623	215.6	2	2:03.623	35.079	34.203	22.837	31.504	218.2
3	2:04.497	35.199	34.875	22.706	31.717	215.6	3	2:04.290	35.134	34.296	23.140	31.720	218.6
4	2:09.109	35.056	38.711	23.269	32.073	216.0	4	2:04.207	34.926	34.257	23.429	31.595	211.8
5	2:03.079	34.596	34.428	22.606	31.449	219.5	5	2:03.486	35.025	33.977	22.572	31.912	209.3
6	2:02.662	34.393	34.075	22.549	31.645	213.4							
7	2:06.600	34.611	37.180	22.833	31.976	215.1							
8	2:10.604 B	34.398	34.255	23.147	38.804	213.4							
9	10:59.653	9:29.430	34.664	23.206	32.353	210.1							
10	2:11.234	34.991	39.945	23.721	32.577	212.2							
11	2:06.919	34.466	34.791	23.142	34.520	188.8							
12	2:04.563	35.109	34.302	22.795	32.357	211.4							
13	2:11.031	37.040	35.621	24.235	34.135	194.2							
14	2:03.935	34.991	34.350	22.573	32.021	213.9							
15	2:03.329	35.035	34.200	22.359	31.735	213.9							
13	Hakim DANISH						MYS						
SIC RACING							HONDA						
1	2:21.979	42.537	41.072	25.527	32.843	200.7							
2	2:03.623	35.079	34.203	22.837	31.504	218.2							
3	2:04.290	35.134	34.296	23.140	31.720	218.6							
4	2:04.207	34.926	34.257	23.429	31.595	211.8							
5	2:03.486	35.025	33.977	22.572	31.912	209.3							



Hawkers ETC Finetwork FIM JuniorGP Motorland Qualifying Practice 1 - Gr A

Sector Analysis

_ Invalidated Lap							■ Personal Best							■ Session Best							B Crossing the pit lane						
Lap	Time	Sector 1	Sector 2	Sector 3	Sector 4	T.Spd	Lap	Time	Sector 1	Sector 2	Sector 3	Sector 4	T.Spd	Lap	Time	Sector 1	Sector 2	Sector 3	Sector 4	T.Spd	Lap	Time	Sector 1	Sector 2	Sector 3	Sector 4	T.Spd
45 Jesus RIOS ESP																											
MRE TALENT HONDA																											
1	2:10.499	38.105	36.493	23.626	32.275	210.5	14	2:15.288	43.323	35.816	23.731	32.418	207.3	1	2:10.499	38.105	36.493	23.626	32.275	210.5	14	2:15.288	43.323	35.816	23.731	32.418	207.3
2	2:06.026	35.767	35.038	22.950	32.271	210.1	15	2:05.743	36.196	34.777	22.977	31.793	211.8	2	2:06.026	35.767	35.038	22.950	32.271	210.1	15	2:05.743	36.196	34.777	22.977	31.793	211.8
3	2:05.164	35.178	34.671	22.867	32.448	208.5	16	2:04.020	34.248	34.226	22.671	32.262	208.9	3	2:05.164	35.178	34.671	22.867	32.448	208.5	16	2:04.020	34.248	34.226	22.671	32.262	208.9
4	2:06.207	35.703	35.080	22.968	32.456	200.7	1	2:04.990	35.197	34.570	22.871	32.352	208.5	4	2:06.207	35.703	35.080	22.968	32.456	200.7	1	2:04.990	35.197	34.570	22.871	32.352	208.5
5	2:08.380	35.112	34.732	23.624	34.912	196.4	2	2:13.550	35.654	34.785	23.405	39.706	212.2	5	2:08.380	35.112	34.732	23.624	34.912	196.4	2	2:13.550	35.654	34.785	23.405	39.706	212.2
6	2:05.743	36.196	34.777	22.977	31.793	211.8	3	8:57.797	7:27.660	34.798	23.033	32.306	209.3	6	2:05.743	36.196	34.777	22.977	31.793	211.8	3	8:57.797	7:27.660	34.798	23.033	32.306	209.3
7	2:04.990	35.197	34.570	22.871	32.352	208.5	4	2:03.929	35.040	34.226	22.723	31.940	212.6	7	2:04.990	35.197	34.570	22.871	32.352	208.5	4	2:03.929	35.040	34.226	22.723	31.940	212.6
8	2:13.550	35.654	34.785	23.405	39.706	212.2	5	2:04.020	34.839	34.248	22.671	32.262	208.9	8	2:13.550	35.654	34.785	23.405	39.706	212.2	5	2:04.020	34.839	34.248	22.671	32.262	208.9
9	8:57.797	7:27.660	34.798	23.033	32.306	209.3	6	2:11.369	36.362	35.548	23.783	35.676	185.9	9	8:57.797	7:27.660	34.798	23.033	32.306	209.3	6	2:11.369	36.362	35.548	23.783	35.676	185.9
10	2:03.929	35.040	34.226	22.723	31.940	212.6	7	2:11.391	35.060	34.312	22.615	39.404	208.1	10	2:03.929	35.040	34.226	22.723	31.940	212.6	7	2:11.391	35.060	34.312	22.615	39.404	208.1
11	2:04.020	34.839	34.248	22.671	32.262	208.9	8	2:38.232	1:08.154	34.796	23.122	32.160	210.1	11	2:04.020	34.839	34.248	22.671	32.262	208.9	8	2:38.232	1:08.154	34.796	23.122	32.160	210.1
12	2:11.369	36.362	35.548	23.783	35.676	185.9	9	2:04.045	35.000	34.225	22.710	32.110	209.3	12	2:11.369	36.362	35.548	23.783	35.676	185.9	9	2:04.045	35.000	34.225	22.710	32.110	209.3
13	2:11.391	35.060	34.312	22.615	39.404	208.1	10	2:03.738	34.955	34.255	22.630	31.898	211.4	13	2:11.391	35.060	34.312	22.615	39.404	208.1	10	2:03.738	34.955	34.255	22.630	31.898	211.4
14	2:38.232	1:08.154	34.796	23.122	32.160	210.1	1	2:32.534	53.376	36.347	23.855	38.956	208.9	14	2:38.232	1:08.154	34.796	23.122	32.160	210.1	1	2:32.534	53.376	36.347	23.855	38.956	208.9
15	2:04.045	35.000	34.225	22.710	32.110	209.3	2	3:56.831	2:03.967	40.840	35.576	36.448	172.8	15	2:04.045	35.000	34.225	22.710	32.110	209.3	2	3:56.831	2:03.967	40.840	35.576	36.448	172.8
16	2:03.738	34.955	34.255	22.630	31.898	211.4	3	2:05.972	35.324	35.387	23.401	31.860	214.7	16	2:03.738	34.955	34.255	22.630	31.898	211.4	3	2:05.972	35.324	35.387	23.401	31.860	214.7
58 José LUIS ARMARIO ESP																											
FIFTY MOTORSPORT HONDA																											
1	2:32.534	53.376	36.347	23.855	38.956	208.9	4	2:05.789	35.481	35.108	23.180	32.020	212.2	1	2:32.534	53.376	36.347	23.855	38.956	208.9	4	2:05.789	35.481	35.108	23.180	32.020	212.2
2	3:56.831	2:03.967	40.840	35.576	36.448	172.8	5	2:04.694	35.294	34.570	22.959	31.871	212.2	2	3:56.831	2:03.967	40.840	35.576	36.448	172.8	5	2:04.694	35.294	34.570	22.959	31.871	212.2
3	2:05.972	35.324	35.387	23.401	31.860	214.7	6	2:03.838	34.928	34.196	22.979	31.735	213.9	3	2:05.972	35.324	35.387	23.401	31.860	214.7	6	2:03.838	34.928	34.196	22.979	31.735	213.9
4	2:05.789	35.481	35.108	23.180	32.020	212.2	7	2:03.879	34.587	34.142	23.006	32.144	213.9	4	2:05.789	35.481	35.108	23.180	32.020	212.2	7	2:03.879	34.587	34.142	23.006	32.144	213.9
5	2:04.694	35.294	34.570	22.959	31.871	212.2	8	2:13.355	34.904	36.572	23.290	38.589	203.0	5	2:04.694	35.294	34.570	22.959	31.871	212.2	8	2:13.355	34.904	36.572	23.290	38.589	203.0
6	2:03.838	34.928	34.196	22.979	31.735	213.9	9	11:05.029	9:08.432	37.816	33.745	45.036	117.5	6	2:03.838	34.928	34.196	22.979	31.735	213.9	9	11:05.029	9:08.432	37.816	33.745	45.036	117.5
7	2:03.879	34.587	34.142	23.006	32.144	213.9	10	2:06.170	35.291	34.626	23.009	33.244	205.7	7	2:03.879	34.587	34.142	23.006	32.144	213.9	10	2:06.170	35.291	34.626	23.009	33.244	205.7
8	2:13.355	34.904	36.572	23.290	38.589	203.0	11	2:05.837	35.407	34.961	23.180	32.289	209.3	8	2:13.355	34.904	36.572	23.290	38.589	203.0	11	2:05.837	35.407	34.961	23.180	32.289	209.3
9	11:05.029	9:08.432	37.816	33.745	45.036	117.5	12	2:13.595	35.116	35.630	30.533	32.316	212.2	9	11:05.029	9:08.432	37.816	33.745	45.036	117.5	12	2:13.595	35.116	35.630	30.533	32.316	212.2
10	2:06.170	35.291	34.626	23.009	33.244	205.7	13	2:04.887	35.231	34.532	22.948	32.176	210.5	10	2:06.170	35.291	34.626	23.009	33.244	205.7	13	2:04.887	35.231	34.532	22.948	32.176	210.5
11	2:05.837	35.407	34.961	23.180	32.289	209.3	14	2:05.327	35.619	34.485	22.954	32.269	207.3	11	2:05.837	35.407	34.961	23.180	32.289	209.3	14	2:05.327	35.619	34.485	22.954	32.269	207.3
12	2:13.595	35.116	35.630	30.533	32.316	212.2	1	2:06.958	34.637	35.817	23.998	32.506	209.7	12	2:13.595	35.116	35.630	30.533	32.316	212.2	1	2:06.958	34.637	35.817	23.998	32.506	209.7
13	2:04.887	35.231	34.532	22.948	32.176	210.5	2	2:06.370	35.694	35.065	23.316	32.295	210.1	13	2:04.887	35.231	34.532	22.948	32.176	210.5	2	2:06.370	35.694	35.065	23.316	32.295	210.1
14	2:05.327	35.619	34.485	22.954	32.269	207.3	3	2:09.126	38.868	35.154	23.103	32.001	213.9	14	2:05.327	35.619	34.485	22.954	32.269	207.3	3	2:09.126	38.868	35.154	23.103	32.001	213.9
70 Kristian DANIEL USA																											
IGAXTEAM HONDA																											
1	2:06.958	34.637	35.817	23.998	32.506	209.7	4	2:05.331	35.317	34.916	23.142	31.956	215.6	1	2:06.958	34.637	35.817	23.998	32.506	209.7	4	2:05.331	35.317	34.916	23.142	31.956	215.6
2	2:06.370	35.694	35.065	23.316	32.295	210.1	5	2:07.830	35.475	34.643	23.741	33.971	204.9	2	2:06.370	35.694	35.065	23.316	32.295	210.1	5	2:07.830	35.475	34.643	23.741	33.971	204.9
3	2:09.126	38.868	35.154	23.103	32.001	213.9	6	2:07.856	38.377	34.530	23.171	31.778	217.7	3	2:09.126	38.868	35.154	23.103	32.001	213.9	6	2:07.856	38.377	34.530	23.171	31.778	217.7
4	2:05.331	35.317	34.916	23.142	31.956	215.6	7	2:04.784	35.026	34.650	23.061	32.047	217.3	4	2:05.331	35.317	34.916	23.142	31.956	215.6	7	2:04.784	35.026	34.650	23.061	32.047	217.3
5	2:07.830	35.475	34.643	23.741	33.971	204.9	8	2:04.800	34.894	34.510	23.432	31.964	214.3	5	2:07.830	35.475	34.643	23.741	33.971	204.9	8	2:04.800	34.894	34.510	23.432	31.964	214.3
6	2:07.856	38.377	34.530	23.171	31.778	217.7	9	2:17.614	35.310	38.945	24.456	38.903	212.2	6	2:07.856	38.377	34.530	23.171	31.778	217.7	9	2:17.614	35.310	38.945	24.456	38.903	212.2
7	2:04.784	35.026	34.650	23.061	32.047	217.3	10	8:50.421	7:19.846	35.066	23.254	32.255	208.5	7	2:04.784	35.026	34.650	23.061	32.047	217.3	10	8:50.421	7:19.846	35.066	23.254	32.255	208.5
8	2:04.800	34.894	34.510	23.432	31.964	214.3	11	2:05.570	35.380	35.219	22.785	32.186	213.0	8	2:04.800	34.894	34.510	23.432	31.964	214.3	11	2:05.570	35.380	35.219	22.785	32.186	213.0
9	2:17.614	35.310	38.945	24.456	38.903																						



Hawkers ETC

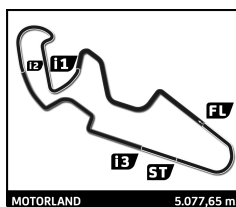
Finetwork FIM JuniorGP Motorland

Qualifying Practice 1 - Gr A

Sector Analysis

— Invalidated Lap ■ Personal Best ■ Session Best B Crossing the pit lane

Lap	Time	Sector 1	Sector 2	Sector 3	Sector 4	T.Sp	Lap	Time	Sector 1	Sector 2	Sector 3	Sector 4	T.Sp		
62	Blai TRIAS						ESP	1	2:12.668	37.424	37.703	24.572	32.969	208.1	
	FIRST BIKE ACADEMY & ILUSIONTEAM						HONDA	2	2:10.749	37.017	36.679	24.458	32.595	216.0	
1	2:17.140	36.782	41.823	25.467	33.068	210.1	3	2:07.233	35.901	35.412	23.846	32.074	217.3		
2	2:06.038	35.785	35.166	22.994	32.093	212.6	4	2:06.449	35.391	35.125	23.604	32.329	213.4		
3	2:06.749	35.429	35.791	23.097	32.432	210.9	5	2:05.951	35.333	35.122	23.418	32.078	215.1		
4	2:05.304	35.100	34.995	23.128	32.081	213.9	6	2:05.209	35.146	34.881	23.213	31.969	215.6		
5	2:07.024	35.061	36.363	23.128	32.472	214.3	7	2:05.236	35.190	34.882	23.158	32.006	215.1		
6	2:05.776	35.116	35.132	23.180	32.348	210.9	8	2:05.534	35.139	34.900	23.388	32.107	217.3		
7	2:04.628	35.004	34.485	22.965	32.174	212.6	9	2:12.384B	35.478	34.883	23.318	38.705	215.1		
8	2:10.088B	34.979	34.629	22.912	37.568	211.4	10	8:51.845	7:20.527	35.721	23.309	32.288	213.4		
9	11:22.682	9:32.233	45.127	27.745	37.577	193.2	11	2:07.447	35.335	35.279	24.100	32.733	208.5		
10	2:05.374	35.638	34.824	23.020	31.892	215.1	12	2:07.390	35.510	34.782	23.423	33.675	213.4		
11	2:10.004	36.450	38.505	23.099	31.950	214.3	13	2:05.324	35.199	34.948	23.132	32.045	214.7		
12	2:11.151B	35.999	34.648	22.911	37.593	210.1	14	2:10.296	35.302	35.281	25.126	34.587	172.0		
13	3:45.434	2:10.620	39.274	22.888	32.652	206.9	15	2:05.579	35.259	34.991	23.296	32.033	212.6		
14	2:04.646	35.422	34.484	22.789	31.951	215.6	16	2:05.433	34.918	34.965	23.248	32.302	212.6		
19	Pol SOLÁ						ESP	43	Amanuel BRINTON						GBR
	FINETWORK MIR JUNIOR TEAM						HONDA		TEAM ESTRELLA GALICIA 0,0						HONDA
1	2:12.633	38.959	36.773	24.123	32.778	210.5	1	2:17.512	38.037	40.162	24.810	34.503	205.7		
2	2:14.107	38.208	38.907	23.947	33.045	208.9	2	2:15.101B	35.784	35.525	23.638	40.154	198.9		
3	2:06.705	36.067	35.134	23.379	32.125	214.7	3	10:01.118	8:28.336	36.248	23.400	33.134	201.9		
4	2:05.962	35.448	35.052	23.372	32.090	214.3	4	2:07.101	36.073	35.051	22.978	32.999	201.1		
5	2:05.249	35.344	34.924	23.110	31.871	216.0	5	2:11.438B	35.883	34.906	22.981	37.668	200.4		
6	2:04.896	35.358	34.698	23.007	31.833	216.0	6	10:12.023	8:23.614	35.369	39.410	33.630	196.7		
7	2:15.910B	37.536	36.086	23.911	38.377	210.9	7	2:13.577B	36.434	35.172	23.555	38.416	197.8		
8	13:08.874	...	35.540	29.256	32.528	212.2	8	3:12.341	1:40.515	35.292	23.208	33.326	193.5		
9	2:15.114	38.366	40.487	23.769	32.492	212.2	9	2:06.652	35.550	34.541	23.785	32.776	203.8		
10	2:13.273	38.057	39.734	23.457	32.025	214.3	10	2:05.856	35.730	34.848	22.871	32.407	207.3		
11	2:05.639	35.581	34.865	23.139	32.054	214.7	11	2:05.240	35.654	34.376	22.807	32.403	206.1		
12	2:10.759	36.842	37.411	23.894	32.612	205.7	55	Leo RAMMERSTORFER						AUT	
13	2:04.682	34.964	34.536	23.307	31.875	214.3		LIQUI MOLY INTACT GP JUNIOR TEA						HONDA	
14	2:06.374	35.564	35.114	23.225	32.471	210.9	1	2:10.250	36.965	36.375	23.906	33.004	208.1		
25	Gonzalo PÉREZ						ESP	2	2:07.244	36.191	35.254	23.436	32.363	212.2	
	H43TEAMNOBBY						HONDA	3	2:05.515	35.530	34.892	22.990	32.103	214.7	
1	2:13.217	38.430	37.495	24.516	32.776	208.9	4	2:05.886	35.422	34.875	23.269	32.320	211.4		
2	2:07.972	36.132	35.490	23.876	32.474	209.7	5	2:07.124	35.457	34.702	23.275	33.690	198.9		
3	2:06.746	35.780	35.239	23.329	32.398	209.3	6	16:28.565B	44.470	34.954					
4	2:07.181	35.398	35.745	23.783	32.255	212.6	2	Loris SCHÖNROCK						DEU	
5	2:08.464	35.522	37.687	23.197	32.058	213.9		F. KOCH RENNSPORT						HONDA	
6	2:04.760	35.040	34.708	23.122	31.890	216.4	1	2:18.637	41.178	38.246	25.607	33.606	210.9		
7	2:05.583	35.662	34.838	23.089	31.994	213.9	2	2:10.090	37.048	35.996	24.046	33.000	212.6		
8	2:05.185	35.417	34.631	23.048	32.089	217.3	3	2:08.912	36.608	35.589	23.822	32.893	210.1		
9	2:16.383B	36.777	36.038	23.985	39.583	205.7	4	2:08.258	36.235	35.551	23.755	32.717	208.5		
10	6:48.985	5:16.780	35.926	23.641	32.638	208.9	5	2:08.381	36.452	35.572	23.564	32.793	206.9		
11	2:08.250	35.652	35.071	23.384	34.143	196.7	6	2:19.854B	36.798	37.262	24.634	41.160	197.1		
12	2:17.353	38.361	42.375	24.184	32.433	216.0	7	14:58.274	...	36.165	24.382	34.838	199.6		
13	2:10.550	36.229	39.018	23.275	32.028	215.6	8	2:16.662	36.621	41.883	24.759	33.399	204.5		
14	2:05.588	35.371	34.923	23.103	32.191	211.8	9	2:10.143	36.727	35.721	24.432	33.263	201.1		
15	2:12.516	38.681	37.439	23.726	32.670	206.5	10	2:07.723	36.148	35.514	23.626	32.435	210.9		
16	2:05.100	35.126	34.603	23.219	32.152	211.4	11	2:08.537	36.315	35.735	23.643	32.844	206.9		
17	2:09.528	35.368	37.683	23.963	32.514	208.5	12	2:08.556	36.098	35.422	23.723	33.313	213.9		
41	Yvonne CERPA						ESP	13	2:06.375	35.697	35.190	23.158	32.330	210.1	
	IGAXTEAM						HONDA								



Hawkers ETC

Finetwork FIM JuniorGP Motorland

Qualifying Practice 1 - Gr A

Sector Analysis

— Invalidated Lap ■ Personal Best ■ Session Best B Crossing the pit lane

Lap	Time	Sector 1	Sector 2	Sector 3	Sector 4	T.Spd	Lap	Time	Sector 1	Sector 2	Sector 3	Sector 4	T.Spd	
20	Owen VAN TRIGT						NLD	10	2:10.132	36.761	36.072	24.038	33.261	210.5
	LARRESPORT						HONDA	11	2:09.776	36.453	36.243	24.037	33.043	214.3
1	2:18.106	42.858	37.149	25.255	32.844	214.3	12	2:16.844 B	36.966	35.936	25.641	38.301	211.4	
2	2:08.574	36.430	35.651	23.772	32.721	213.9	13	6:20.096	4:45.317	37.031	24.438	33.310	205.3	
3	2:08.130	36.692	35.406	23.637	32.395	213.4	14	2:09.275	36.355	35.879	23.993	33.048	212.6	
4	2:07.227	36.171	35.359	23.400	32.297	212.6	15	2:09.950	36.352	36.200	24.008	33.390	210.1	
5	2:07.172	35.963	35.250	23.465	32.494	210.9								
6	2:10.911	36.112	35.278	26.688	32.833	206.9								
7	2:13.787 B	36.076	35.398	23.503	38.810	206.9								
8	13:11.994	...	42.522	28.207	37.438	195.7								
9	2:10.203	38.292	35.605	23.786	32.520	210.5								
10	2:20.511 B	38.539	37.761	24.541	39.670	206.5								
11	5:41.449	3:57.295	44.300	24.190	35.664	200.0								
12	2:07.183	36.018	35.605	23.207	32.353	212.6								
7	Geoffrey EMMANUEL						IND							
	CUNA DE CAMPEONES						HONDA							
1	2:15.763	40.300	37.535	24.935	32.993	208.5								
2	2:09.481	36.696	36.468	23.978	32.339	213.9								
3	2:08.006	36.124	35.474	23.769	32.639	208.5								
4	2:07.263	35.967	35.342	23.501	32.453	208.5								
5	2:17.649 B	35.858	35.333	26.106	40.352	202.6								
6	3:52.776	2:13.833	42.853	23.560	32.530	210.5								
7	2:08.271	35.957	35.943	23.468	32.903	207.3								
8	2:07.504	36.119	35.112	23.435	32.838	205.7								
9	2:20.646 B	37.822	37.938	25.374	39.512	193.5								
10	6:45.632	5:10.287	35.894	24.422	35.029	201.1								
11	2:16.901	39.423	41.108	23.674	32.696	210.5								
12	2:12.112	36.900	39.323	23.529	32.360	213.4								
13	2:16.807 B	35.962	36.332	23.701	40.812	207.7								
14	3:43.340	1:56.625	48.264	25.033	33.418	209.7								
15	2:23.453	36.627	47.938	24.012	34.876	184.9								
29	Rostagni MATTHIAS						FRA							
	EQUIPE DE FRANCE VITESSE						HONDA							
1	2:22.803	48.702	36.858	24.136	33.107	207.7								
2	2:09.983	37.377	35.846	23.907	32.853	208.9								
3	2:09.326	37.027	35.706	23.847	32.746	209.3								
4	2:07.918	36.195	35.464	23.621	32.638	210.5								
5	2:27.804	43.458	45.733	24.797	33.816	197.1								
6	2:17.541 B	36.465	35.864	24.149	41.063	204.2								
7	23:33.774	...	39.709	25.044	33.197	206.5								
8	2:10.735	37.010	36.102	24.157	33.466	204.5								
9	2:09.970	36.861	36.161	23.825	33.123	204.5								
5	Yannis RAINGARD MAGNIER						FRA							
	EQUIPE DE FRANCE						HONDA							
1	2:18.450	41.493	37.975	25.398	33.584	215.1								
2	2:10.359	36.877	36.229	24.074	33.179	215.6								
3	2:09.883	36.832	36.072	23.996	32.983	216.0								
4	2:09.338	36.482	35.965	23.904	32.987	213.4								
5	2:09.474	36.392	35.989	23.870	33.223	209.7								
6	2:11.386	37.102	36.312	24.528	33.444	209.7								
7	2:09.684	36.396	35.853	23.948	33.487	207.7								
8	2:17.091 B	36.295	35.756	25.057	39.983	199.3								
9	6:05.320	4:26.883	38.168	25.474	34.795	198.2								