

# Hawkers ETC

## Finetwork FIM JuniorGP Motorland

### Free Practice 2 - Gr B

### Sector Analysis

— Invalidated Lap    **■** Personal Best    **■** Session Best    **B** Crossing the pit lane

Lap	Time	Sector 1	Sector 2	Sector 3	Sector 4	T.Spd
<b>93</b>	<b>Guido PINI</b>					ITA
						HONDA
AC RACING TEAM						
1	2:54.444	1:18.112	39.204	24.776	32.352	207.7
2	2:03.467	34.710	34.322	22.952	<b>31.483</b>	212.6
3	2:03.719	34.810	34.155	22.967	31.787	208.1
4	2:02.455	34.280	34.073	22.502	31.600	213.0
5	2:02.531	34.386	33.896	22.466	31.783	206.9
6	2:02.645	34.419	33.855	22.449	31.922	207.7
7	2:03.170	34.454	34.167	22.518	32.031	206.1
8	2:10.440 <b>B</b>	35.289	35.019	22.932	37.200	205.3
9	12:50.211	....	34.553	22.558	31.715	209.3
10	<b>2:02.004</b>	<b>34.119</b>	<b>33.766</b>	<b>22.381</b>	31.738	212.6
11	2:07.921	34.590	34.123	23.303	35.905	191.5
12	2:04.722	35.304	34.268	23.033	32.117	206.5
13	2:02.443	34.345	33.879	22.460	31.759	206.9
14	2:12.122	34.668	33.801	27.111	36.542	191.8

Lap	Time	Sector 1	Sector 2	Sector 3	Sector 4	T.Spd
<b>51</b>	<b>Brian URIARTE</b>					ESP
						HONDA
TEAM ESTRELLA GALICIA 0,0						
1	2:51.082	1:11.682	42.975	24.279	32.146	208.9
2	2:04.366	35.001	34.489	22.917	31.959	206.9
3	2:03.580	34.639	34.279	22.611	32.051	206.5
4	2:03.557	34.552	34.204	22.657	32.144	206.5
5	2:14.044	42.884	36.205	23.273	31.682	212.2
6	2:12.737 <b>B</b>	36.731	34.948	23.310	37.748	213.9
7	8:19.013	6:48.775	34.943	22.915	32.380	203.8
8	2:03.031	34.597	34.018	22.530	31.886	204.9
9	<b>2:02.350</b>	34.452	<b>33.853</b>	<b>22.419</b>	<b>31.626</b>	209.3
10	2:07.682	34.573	34.560	23.075	35.474	147.5
11	2:03.010	34.337	33.931	22.902	31.840	211.4
12	2:12.357	38.319	38.932	23.248	31.858	207.7
13	2:10.620 <b>B</b>	<b>34.258</b>	34.415	23.215	38.732	194.6
14	2:43.816	1:13.823	34.764	22.960	32.269	203.4
15	2:03.358	34.583	34.063	22.663	32.049	204.5
16	2:03.259	34.450	34.013	22.689	32.107	206.1

Lap	Time	Sector 1	Sector 2	Sector 3	Sector 4	T.Spd
<b>28</b>	<b>Máximo MARTÍNEZ</b>					ESP
						HONDA
TEAM HONDA LAGLISSE						
1	2:00.633	30.777	34.752	22.874	32.230	206.1
2	2:03.258	34.396	34.250	22.592	32.020	208.1
3	2:02.761	34.209	34.127	22.420	32.005	208.5
4	2:02.666	34.190	34.030	22.446	32.000	207.7
5	2:05.753	34.265	35.817	22.920	32.751	210.1
6	2:07.831	34.281	36.944	24.305	32.301	209.3
7	2:12.901 <b>B</b>	36.195	34.878	22.866	38.962	200.4
8	11:21.519	9:51.585	34.930	22.988	32.016	213.4
9	2:03.351	34.715	34.160	22.498	31.978	208.9
10	2:09.530	41.015	34.401	22.380	<b>31.734</b>	211.4
11	2:02.726	<b>34.098</b>	<b>33.913</b>	22.672	32.043	207.3
12	2:10.643	35.563	35.534	23.350	36.196	197.1
13	2:12.578	38.803	37.774	23.319	32.682	208.5
14	2:03.065	34.193	33.918	22.840	32.114	207.7
15	<b>2:02.451</b>	34.233	33.988	<b>22.336</b>	31.894	210.9

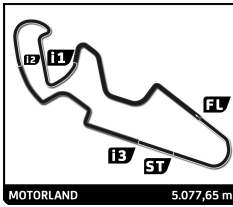
Lap	Time	Sector 1	Sector 2	Sector 3	Sector 4	T.Spd
<b>27</b>	<b>Rico SALMELA</b>					FIN
						HONDA
TEAM ESTRELLA GALICIA 0,0						

Lap	Time	Sector 1	Sector 2	Sector 3	Sector 4	T.Spd
1	2:57.796	1:23.450	37.137	25.172	32.037	208.9
2	2:04.475	34.865	34.620	22.966	32.024	207.7
3	2:03.299	34.478	34.176	22.708	31.937	206.5
4	2:04.620	34.715	34.479	22.847	32.579	194.2
5	2:05.665	34.654	36.095	22.836	32.080	206.1
6	2:12.372 <b>B</b>	35.652	35.032	22.892	38.796	203.8
7	8:17.890	6:48.198	34.637	22.721	32.334	202.2
8	2:03.650	34.622	34.279	<b>22.507</b>	32.242	201.5
9	2:04.123	35.558	34.133	22.507	31.925	208.5
10	2:09.341	35.419	39.310	22.957	<b>31.655</b>	210.9
11	<b>2:02.554</b>	<b>34.266</b>	<b>34.012</b>	22.566	31.710	208.9
12	2:11.643	35.696	40.632	23.377	31.938	209.3
13	2:06.909	34.906	34.797	23.099	34.107	203.4
14	2:15.476 <b>B</b>	36.493	35.979	23.745	39.259	206.5
15	3:34.632	2:04.585	34.612	22.939	32.496	201.1

Lap	Time	Sector 1	Sector 2	Sector 3	Sector 4	T.Spd
<b>21</b>	<b>Ruché MOODLEY</b>					ZAF
						HONDA
FINETWORK MIR JUNIOR TEAM						
1	2:51.867	1:11.838	44.340	23.813	31.876	216.0
2	2:04.695	35.198	34.704	22.981	31.812	213.0
3	2:03.632	<b>34.447</b>	34.285	22.911	31.989	209.7
4	2:03.962	34.546	34.295	23.041	32.080	211.4
5	2:03.848	34.907	34.176	22.939	31.826	210.5
6	2:03.593	34.584	34.195	22.836	31.978	210.9
7	2:03.449	34.590	<b>34.082</b>	<b>22.757</b>	32.020	208.9
8	2:12.905 <b>B</b>	35.124	36.661	23.685	37.435	208.9
9	8:29.467	6:59.715	34.805	23.049	31.898	213.4
10	2:03.615	35.044	34.224	22.765	<b>31.582</b>	217.3
11	2:11.056	40.609	35.358	22.826	32.263	208.9
12	2:03.368	34.560	34.387	22.786	31.635	213.0
13	2:09.256	35.056	34.224	23.335	36.641	196.0
14	2:16.153	36.028	43.846	23.997	32.282	207.7
15	2:03.830	34.810	34.276	22.873	31.871	208.1
16	<b>2:03.283</b>	34.597	34.225	22.855	31.606	210.9

Lap	Time	Sector 1	Sector 2	Sector 3	Sector 4	T.Spd
<b>71</b>	<b>Hamad AL-SAHOUTI</b>					QAT
						HONDA
LEOPARD IMPALA JUNIOR TEAM						
1	3:57.664	2:23.847	37.123	24.174	32.520	209.7
2	2:04.966	34.925	34.879	23.053	32.109	210.5
3	2:07.129	37.413	34.905	23.040	31.771	213.0
4	2:04.071	34.461	34.523	<b>22.772</b>	32.315	211.4
5	2:07.425	36.129	34.935	24.360	32.001	212.2
6	2:11.807 <b>B</b>	34.791	35.695	23.693	37.628	206.1
7	11:19.697	9:49.712	35.019	23.135	31.831	210.9
8	2:04.289	35.395	34.477	22.832	<b>31.585</b>	214.3
9	2:03.940	34.495	34.450	23.103	31.892	208.5
10	<b>2:03.642</b>	34.313	34.417	22.993	31.919	208.9
11	2:03.800	<b>34.229</b>	<b>34.201</b>	23.104	32.266	205.3
12	2:03.689	34.409	34.454	22.875	31.951	209.7
13	2:11.155	34.836	40.489	23.752	32.078	210.5
14	2:04.736	34.330	34.812	23.306	32.288	208.1

Lap	Time	Sector 1	Sector 2	Sector 3	Sector 4	T.Spd
<b>81</b>	<b>Lorenz TONI LUCIANO</b>					BEL
						HONDA
ARTBOX						
1	2:03.374	32.724	34.849	23.407	32.394	203.4
2	2:04.408	34.769	34.426	23.036	32.177	206.5
3	<b>2:03.703</b>	34.562	<b>34.235</b>	22.870	32.036	206.1



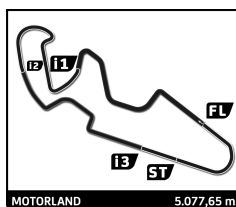
# Hawkers ETC

## Finetwork FIM JuniorGP Motorland

### Free Practice 2 - Gr B

#### Sector Analysis

— Invalidated Lap							■ Personal Best	■ Session Best	B Crossing the pit lane						
Lap	Time	Sector 1	Sector 2	Sector 3	Sector 4	T.Sp	Lap	Time	Sector 1	Sector 2	Sector 3	Sector 4	T.Sp		
<b>75</b> Evan BELFORD GBR VISIONTRACK RACING TEAM HONDA															
1	2:32.149	51.608	42.881	24.775	32.885	204.2									
2	2:06.674	35.610	35.060	23.551	32.453	208.5									
3	2:13.521 B	35.525	35.248	23.419	39.329	204.9									
4	6:22.408	4:45.029	41.629	23.424	32.326	210.1									
5	2:05.617	35.348	34.813	23.130	32.326	207.3									
6	2:04.816	35.180	34.571	22.939	32.126	209.3									
7	2:16.774 B	38.326	35.679	23.885	38.884	203.4									
8	6:17.833	4:48.049	34.903	22.911	31.970	209.7									
9	2:05.173	35.342	34.858	23.060	31.913	210.9									
10	2:05.033	35.045	34.871	23.047	32.070	207.3									
11	2:05.105	35.234	34.612	22.936	32.323	207.7									
12	2:05.000	35.051	34.484	23.234	32.231	204.2									
13	2:04.594	35.024	34.481	22.989	32.100	206.5									
14	2:15.603	35.890	40.977	25.905	32.831	190.8									
15	2:03.891	34.754	34.455	22.946	31.736	219.1									
<b>33</b> Enzo HOARAU BELLON FRA BS RACING HONDA															
1	2:52.503	1:12.590	42.782	24.933	32.198	213.0									
2	2:05.103	35.275	34.937	23.229	31.662	214.7									
3	2:05.153	35.174	34.772	23.261	31.946	214.3									
4	2:04.170	34.849	34.504	23.024	31.793	216.4									
5	2:05.648	35.883	34.711	23.198	31.856	214.7									
6	2:11.825	40.133	35.864	23.970	31.858	215.6									
7	2:19.903 B	40.794	36.348	24.088	38.673	209.7									
8	10:05.805	8:00.095	48.769	37.638	39.303	175.3									
9	2:09.130	36.720	34.959	23.318	34.133	206.5									
10	2:05.149	35.223	34.811	23.219	31.896	212.6									
11	2:05.210	35.028	34.775	23.214	32.193	210.9									
12	2:12.520	36.595	35.020	23.291	37.614	183.1									
13	2:18.648 B	37.210	34.904	23.193	43.341	178.8									
14	2:34.459	1:03.435	35.680	23.298	32.046	210.1									
15	2:04.374	34.923	34.581	22.975	31.895	211.4									
<b>12</b> Adriano DONOSO ESP FIFTY MOTORSPORT HONDA															
1	2:57.762	1:23.687	36.985	24.455	32.635	203.4									
2	2:04.926	35.241	34.614	22.927	32.144	210.5									
3	2:04.213	34.838	34.337	22.835	32.203	206.9									
4	2:04.327	34.914	34.488	22.905	32.020	214.7									
5	2:05.977	35.246	35.281	23.351	32.099	213.4									
6	2:05.913	34.933	35.151	23.435	32.394	206.9									
7	2:14.818 B	35.253	34.994	23.927	40.644	203.4									
8	12:19.808	...	34.967	23.034	32.042	210.1									
<b>18</b> César PARRILLA ESP FAU55 TEY RACING HONDA															
1	2:51.412	1:12.089	42.653	24.314	32.356	208.5									
2	2:04.955	35.091	34.577	22.977	32.310	205.7									
3	2:04.856	34.865	34.820	22.845	32.326	203.0									
4	2:05.514	35.296	34.604	23.246	32.368	203.4									
5	2:10.735	36.066	39.011	23.764	31.894	210.5									
6	2:06.191	35.998	35.016	23.357	31.820	211.8									
7	2:20.412 B	34.985	34.682	31.536	39.209	200.0									
8	14:17.811	...	35.745	22.848	32.625	206.9									
9	2:04.942	34.931	34.674	22.769	32.568	201.5									
10	2:04.354	34.795	34.507	22.778	32.274	202.2									
11	2:04.809	34.932	34.499	22.692	32.686	200.4									
12	2:05.289	34.921	34.594	22.972	32.802	198.2									
13	2:07.845	35.363	35.343	24.734	32.405	209.3									
<b>24</b> Guillem PLANQUES FRA FIRST BIKE ACADEMY & ILLUSION TEA HONDA															
1	2:52.029	1:12.848	42.655	24.158	32.368	208.5									
2	2:05.685	35.255	35.302	23.151	31.977	209.3									
3	2:04.411	34.762	34.525	23.322	31.802	210.5									
4	2:04.543	34.713	34.497	23.210	32.123	207.3									
5	2:05.104	35.283	34.457	22.977	32.387	206.5									
6	2:15.340	40.350	38.108	23.635	33.247	208.5									
7	2:12.267 B	35.375	35.263	23.386	38.243	200.4									
8	10:11.767	8:04.739	48.880	38.576	39.572	169.3									
9	2:07.550	35.082	34.717	23.324	34.427	187.8									
10	2:04.733	34.841	34.910	22.926	32.056	206.5									
11	2:04.366	34.732	34.844	22.784	32.006	207.7									
12	2:15.414	34.678	41.226	23.931	35.579	194.6									
13	2:05.129	35.607	34.518	22.806	32.198	206.9									
14	2:04.618	34.802	34.585	22.904	32.327	204.9									
15	2:11.364	36.021	39.858	23.327	32.158	211.4									
<b>99</b> Marc AGUILAR ESP LARRESPORT HONDA															
1	2:51.568	1:12.193	43.093	24.071	32.211	215.1									
2	2:05.449	35.318	34.855	23.292	31.984	212.2									
3	2:04.895	34.896	34.680	23.392	31.927	210.5									
4	2:04.756	35.100	34.554	23.178	31.924	215.1									
5	2:05.839	35.889	34.673	23.045	32.232	214.3									
6	2:16.281 B	39.176	35.281	23.015	38.809	212.2									
7	12:28.785	...	35.291	24.215	32.449	210.9									
8	2:06.090	35.355	35.096	23.247	32.392	205.3									
9	2:08.674	36.399	36.351	23.256	32.668	210.5									
10	2:05.051	34.969	34.872	23.199	32.011	213.0									
11	2:07.229	34.850	34.921	23.247	34.211	202.2									
12	2:15.636 B	35.753	37.115	23.382	39.386	207.7									
13	4:06.014	2:30.313	39.459	23.486	32.756	207.7									



# Hawkers ETC

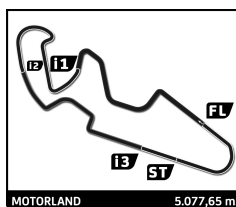
## Finetwork FIM JuniorGP Motorland

### Free Practice 2 - Gr B

### Sector Analysis

— Invalidated Lap    ■ Personal Best    ■ Session Best    B Crossing the pit lane

Lap	Time	Sector 1	Sector 2	Sector 3	Sector 4	T.Sp	Lap	Time	Sector 1	Sector 2	Sector 3	Sector 4	T.Sp		
<b>73</b>	<b>Gonçalo RIBEIRO</b> PRT							2	2:07.260	35.918	35.268	23.596	32.478	205.7	
	LST MOTORSPORTS HONDA							3	2:06.727	35.604	35.167	23.525	32.431	205.3	
1	2:52.463	1:13.339	40.284	26.099	32.741	214.3	4	2:33.197 <b>B</b>	39.985	46.426	25.353	41.433	175.3		
2	2:07.290	35.834	35.360	23.609	32.487	210.5	5	2:23.018	51.709	36.011	23.306	<b>31.992</b>	210.9		
3	2:06.510	35.456	35.051	23.642	32.361	210.9	6	2:12.830 <b>B</b>	35.389	35.880	<b>23.242</b>	38.319	212.2		
4	2:06.721	35.342	35.271	23.456	32.652	209.3	7	4:34.878	3:03.786	35.051	23.444	32.597	203.8		
5	<b>2:05.812</b>	35.514	<b>34.827</b>	<b>23.262</b>	<b>32.209</b>	212.2	8	2:07.416	35.939	35.673	23.385	32.419	204.2		
6	2:07.589	35.678	35.791	23.797	32.323	212.2	9	<b>2:06.134</b>	35.552	35.010	23.323	32.249	205.7		
7	2:15.989 <b>B</b>	36.874	34.898	23.662	40.555	206.9	10	2:06.234	35.415	35.088	23.304	32.427	204.2		
8	12:09.303	...	54.335	33.173	36.224	196.4	11	2:15.168 <b>B</b>	36.737	36.291	24.183	37.957	203.0		
9	2:10.166	36.817	36.266	24.187	32.896	205.3	12	5:25.954	3:40.274	48.550	24.536	32.594	203.8		
10	2:07.556	35.756	35.498	23.480	32.822	205.3	13	2:06.226	<b>35.256</b>	34.888	23.452	32.630	199.3		
11	2:06.643	35.480	34.892	23.467	32.804	201.5	14	2:06.190	35.584	<b>34.540</b>	23.257	32.809	205.7		
12	2:06.126	35.346	34.885	23.377	32.518	205.7	15	2:06.233	35.415	34.927	23.619	32.272	210.1		
13	2:17.989	43.196	36.918	25.252	32.623	208.9	16	2:16.049 <b>B</b>	37.443	36.545	24.608	37.453	201.5		
14	2:05.895	<b>35.315</b>	34.877	23.445	32.258	214.3									
<b>63</b>	<b>Benjamin CAILLET</b> FRA							<b>77</b>	<b>Leandro QUINTANS SANS</b> FRA						
	EQUIPE DE FRANCE VITESSE HONDA								LARRESPORT TEAM HONDA						
1	2:48.789	1:13.558	37.706	24.289	33.236	204.9	1	2:24.425	50.771	36.690	24.201	32.763	207.7		
2	2:20.749	48.633	35.453	23.587	33.076	204.5	2	2:08.399	36.104	35.711	24.006	32.578	210.1		
3	2:06.352	35.341	35.121	23.377	32.513	206.9	3	2:07.425	35.958	35.297	23.643	32.527	208.9		
4	2:06.625	35.509	35.274	23.370	32.472	208.5	4	2:07.251	35.778	35.372	23.538	32.563	211.4		
5	2:06.300	<b>35.193</b>	35.100	23.566	32.441	206.9	5	2:07.425	35.858	35.451	23.487	32.629	211.8		
6	<b>2:05.880</b>	35.286	35.104	23.220	<b>32.270</b>	209.3	6	2:20.388	40.583	43.789	23.747	<b>32.269</b>	216.9		
7	2:08.846	35.845	36.055	24.156	32.790	206.9	7	2:15.807 <b>B</b>	35.914	35.716	23.912	40.265	211.4		
8	2:15.774 <b>B</b>	35.561	35.718	24.191	40.304	202.2	8	10:33.795	9:01.637	35.793	23.727	32.638	210.5		
9	7:58.460	6:26.599	35.424	23.557	32.880	208.5	9	2:10.494	38.409	35.709	23.708	32.668	206.9		
10	2:05.944	35.451	34.991	23.229	32.273	210.1	10	2:07.042	35.734	35.343	23.574	32.391	209.3		
11	2:11.757	38.620	37.664	<b>23.187</b>	32.286	209.7	11	2:06.734	35.742	35.291	23.372	32.329	208.1		
12	2:18.173	37.766	43.075	24.394	32.938	202.2	12	2:07.210	35.900	35.409	<b>23.325</b>	32.576	206.9		
13	2:10.174	38.945	35.234	23.218	32.777	202.6	13	<b>2:06.410</b>	<b>35.599</b>	35.142	23.373	32.296	211.4		
14	2:06.200	35.387	34.921	23.404	32.488	205.7	14	2:06.699	35.864	<b>34.939</b>	23.579	32.317	210.1		
15	2:05.955	35.255	<b>34.811</b>	23.479	32.410	206.5	15	2:06.674	35.675	35.168	23.516	32.315	210.9		
16	2:06.290	35.306	35.061	23.295	32.628	206.9									
<b>9</b>	<b>Matteo ROMAN</b> FRA							<b>3</b>	<b>Vasilios PANTELEAKIS</b> GRC						
	TECMAS RACING TEAM HONDA								CARDOSO RACING HONDA						
1	2:51.341	1:12.310	38.811	27.482	32.738	205.7	1	6:59.701	5:25.698	36.757	24.323	32.923	205.3		
2	2:07.157	35.651	35.751	23.566	32.189	213.4	2	2:07.226	<b>35.585</b>	35.427	23.509	32.705	201.9		
3	2:06.498	35.504	35.186	23.301	32.507	207.3	3	2:07.690	36.186	35.592	23.316	32.596	204.2		
4	2:06.167	35.514	35.132	<b>23.279</b>	32.242	213.0	4	2:08.753	36.534	36.109	23.316	32.794	204.2		
5	<b>2:06.075</b>	<b>35.204</b>	35.376	23.680	<b>31.815</b>	220.0	5	2:06.608	35.802	<b>35.055</b>	23.421	<b>32.330</b>	209.7		
6	2:07.787	36.533	35.118	23.539	32.597	213.9	6	<b>2:06.553</b>	35.627	35.095	<b>23.185</b>	32.646	204.5		
7	2:31.524 <b>B</b>	39.119	35.756	23.472	53.177	212.2	7	2:16.587 <b>B</b>	35.884	35.847	24.156	40.700	202.2		
8	10:19.691	8:47.235	35.458	23.935	33.063	205.7	8	10:13.255 <b>B</b>	8:31.848	36.136	24.403	40.868	194.9		
9	2:14.138 <b>B</b>	35.710	35.379	23.745	39.304	206.5	9	6:04.259	4:25.678	38.296	25.184	35.101	191.2		
10	2:36.869	57.368	42.489	24.581	32.431	204.2	10	2:10.364	36.240	36.087	24.590	33.447	195.7		
11	2:06.471	35.305	35.192	23.527	32.447	204.9	11	2:08.028	35.777	35.640	24.092	32.519	207.7		
12	2:09.661	35.275	35.784	25.806	32.796	204.2									
13	2:06.499	35.480	<b>34.950</b>	23.592	32.477	204.9									
14	2:20.220 <b>B</b>	35.501	37.416	26.746	40.557	191.8									
<b>52</b>	<b>Jeremiasz WOJCIECHOWSKI</b> POL							<b>36</b>	<b>Angus JAY GRENFELL</b> AUS						
	KIDZGP BY COVACHA R.T. HONDA								ARTBOX HONDA						
1	2:06.300	33.924	35.769	23.968	32.639	203.8	1	4:18.143	2:45.436	35.809	23.602	33.296	201.9		
							2	2:13.338 <b>B</b>	35.429	35.732	23.669	38.508	202.6		
							3	11:38.816 <b>B</b>	...	<b>35.176</b>	23.461	39.293	185.2		
							4	18:02.111	...	36.382	24.304	34.821	189.1		
							5	2:09.122	35.525	36.903	24.141	32.553	206.1		
							6	<b>2:06.675</b>	<b>35.353</b>	35.573	<b>23.441</b>	<b>32.308</b>	210.1		



# Hawkers ETC

## Finetwork FIM JuniorGP Motorland

### Free Practice 2 - Gr B

## Sector Analysis

— Invalidated Lap    ■ Personal Best    ■ Session Best    B Crossing the pit lane

Lap	Time	Sector 1	Sector 2	Sector 3	Sector 4	T.Spd	Lap	Time	Sector 1	Sector 2	Sector 3	Sector 4	T.Spd
<b>23</b>	<b>Spyros FOURTHIOTIS</b>						GRC						
	FIFTY MOTORSPORT						HONDA						
1	2:45.025	1:10.699	36.624	24.323	33.379	199.3							
2	2:09.088	36.434	35.699	23.846	33.109	200.7							
3	2:08.638	36.417	35.735	23.903	32.583	204.9							
4	<b>2:07.393</b>	<b>35.699</b>	<b>35.349</b>	23.538	32.807	205.7							
5	2:08.304	36.096	35.874	23.913	<b>32.421</b>	208.9							
6	2:08.735	35.739	36.099	24.158	32.739	210.5							
7	2:16.015B	36.717	35.644	23.641	40.013	204.2							
8	12:18.178	...	36.157	23.801	32.499	207.3							
9	2:07.813	35.985	35.428	<b>23.403</b>	32.997	200.4							
10	2:08.587	36.216	35.648	23.600	33.123	202.6							
11	2:07.832	35.791	35.513	23.458	33.070	199.3							
12	2:09.207	35.749	36.098	23.836	33.524	204.2							
13	2:07.923	36.130	35.372	23.552	32.869	201.1							
14	2:07.559	35.775	35.498	23.418	32.868	204.2							
<b>6</b>	<b>Jona EISENKOLB</b>						DEU						
	F. KOCH RENNSPORT						HONDA						
1	2:27.823	50.201	38.938	25.353	33.331	201.1							
2	2:10.153	36.653	36.156	24.226	33.118	201.9							
3	2:09.574	36.253	36.034	24.225	33.062	201.9							
4	2:11.912	37.120	36.771	24.625	33.396	202.2							
5	2:13.081	40.001	35.853	24.381	32.846	204.2							
6	2:12.476	37.988	37.198	24.550	32.740	211.4							
7	2:08.854	36.216	35.575	23.993	33.070	203.0							
8	2:15.734B	36.493	36.058	24.170	39.013	201.1							
9	10:07.394	8:34.039	36.255	24.151	32.949	203.4							
10	2:09.122	36.434	35.771	24.367	<b>32.550</b>	202.6							
11	<b>2:08.186</b>	<b>35.963</b>	<b>35.460</b>	24.039	32.724	202.6							
12	2:09.413	36.342	35.589	<b>23.802</b>	33.680	201.5							
13	2:17.467B	36.840	35.995	23.881	40.751	202.2							
<b>82</b>	<b>Kyle PAYNE</b>						GBR						
	MDM-R RACING						HONDA						
1	25:16.329	51.281	...	25.537	33.904	204.9							
2	2:11.735	36.998	37.263	24.328	33.146	206.5							
3	2:11.474	37.082	36.336	24.309	33.747	204.5							
4	2:19.908	40.161	38.071	28.178	33.498	203.0							
5	2:10.755	36.664	36.467	24.400	33.224	203.4							
6	2:09.447	37.250	<b>35.673</b>	<b>23.869</b>	<b>32.655</b>	206.9							
7	<b>2:09.380</b>	<b>36.460</b>	35.719	24.100	33.101	205.3							
8	2:10.302	36.605	36.152	24.361	33.184	205.7							