

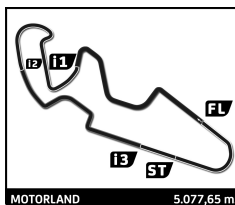
Hawkers ETC

Finetwork FIM JuniorGP Motorland

Free Practice 2 - Gr A

Sector Analysis

_ Invalidated Lap							■ Personal Best							■ Session Best							B Crossing the pit lane																																																																																																														
Lap	Time	Sector 1	Sector 2	Sector 3	Sector 4	T.Sp	Lap	Time	Sector 1	Sector 2	Sector 3	Sector 4	T.Sp	Lap	Time	Sector 1	Sector 2	Sector 3	Sector 4	T.Sp	Lap	Time	Sector 1	Sector 2	Sector 3	Sector 4	T.Sp																																																																																																								
67 Casey O'GORMAN IRL VISIONTRACK RACING TEAM HONDA							2 2:03.589 34.569 34.128 22.883 32.009 208.1							3 2:12.658 42.987 35.200 22.778 31.693 209.7							4 2:11.064B 34.379 34.542 23.482 38.661 206.5							5 2:23.718 54.473 34.287 22.805 32.153 206.5																																																																																																							
1	2:59.376	1:28.779	34.667	23.353	32.577	206.9	6	2:04.312	34.453	34.182	23.444	32.233	205.3	7	2:10.738B 34.744	34.163	22.700	39.131	206.5	8	12:36.681	...	34.258	23.091	32.279	205.3	8	2:06.752	36.379	34.973	23.203	32.197	211.4	9	2:03.529	34.462	34.264	22.721	32.082	206.1	9	2:13.758	39.893	39.274	22.887	31.704	212.2	10	2:03.133	34.267	34.008	22.873	31.985	206.9	10	8:45.582	7:14.377	34.647	24.038	32.520	210.9	11	2:02.917	34.245	34.115	22.574	31.983	206.5	11	2:15.853	35.511	41.714	25.341	33.287	200.0	12	2:02.919	34.238	34.018	22.614	32.049	206.5	12	2:09.556	34.308	34.456	28.665	32.127	211.8	13	2:03.019	34.358	34.046	22.616	31.999	206.5	13	2:04.484	35.090	34.689	22.776	31.929	210.9	14	2:02.756	34.276	33.968	22.618	31.894	206.9	14	2:09.618	34.404	38.698	23.196	33.320	200.7	15	2:03.409	34.263	34.268	22.883	31.995	207.3	16	2:09.340	35.016	39.100	22.953	32.271	205.7
26 Pau ALSINA ESP ARTBOX HONDA							7 2:03.063 34.439 34.088 22.639 31.897 211.4							8 2:13.522B 34.704 34.862 23.492 40.464 185.2							9 10:38.411 9:06.111 34.468 23.725 34.107 199.3							10 2:13.471 35.015 40.594 24.360 33.502 198.9																																																																																																							
1	3:02.758	1:32.510	34.970	23.022	32.256	209.7	11	2:13.093	36.663	35.734	28.137	32.559	204.9	8 Marco GARCÍA MIGUE ESP TEAM HONDA LAGLISSE HONDA							1 2:52.186 1:11.107 35.960 25.242 39.877 149.4							2 2:11.892 35.665 37.044 26.971 32.212 211.4							3 2:04.478 34.847 34.876 22.912 31.843 218.2							4 2:12.679 37.130 40.515 23.373 31.661 215.1							5 2:05.230 35.165 34.887 23.149 32.029 212.6							6 2:04.259 34.881 34.657 22.661 32.060 208.9							7 2:04.695 34.730 34.772 22.859 32.334 204.9							8 2:15.032B 36.198 36.432 23.557 38.845 193.9							9 11:04.694 9:34.989 34.768 22.865 32.072 209.3							10 2:08.757 34.538 34.622 24.580 35.017 199.3							11 2:03.856 34.261 34.720 22.819 32.056 208.1							12 2:11.479 38.073 38.097 22.940 32.369 207.3							13 2:10.002 35.644 38.934 23.202 32.222 214.7							14 2:03.617 34.752 34.230 22.901 31.734 210.9							15 2:03.535 34.324 34.257 23.147 31.807 210.5												
2	2:03.835	34.776	34.323	22.868	31.868	209.7	3	2:09.644	35.408	39.538	22.870	31.828	210.1	1	2:33.319	52.491	43.346	24.415	33.067	204.5	2	2:04.567	35.123	34.716	22.812	31.916	211.8	3	2:18.583B 41.376	36.343	23.131	37.733	205.3	4	2:23.510	52.045	35.614	23.690	32.161	206.1	5	2:08.134	35.366	37.663	23.169	31.936	209.3	6	2:04.335	35.035	34.499	22.761	32.040	206.9	7	2:04.395	35.080	34.516	22.915	31.884	213.9	8	2:09.408	36.606	36.755	23.124	32.923	203.8	9	2:15.752B 37.569	36.090	23.147	38.946	202.2																																																									
78 Joel ESTEBAN ESP ASPAR JUNIOR TEAM HONDA							10 2:02.777 34.335 33.986 22.535 31.721 209.3							11 2:02.991 34.524 34.065 22.539 31.863 208.5							12 2:02.577 34.335 33.986 22.535 31.721 209.3							13 2:02.566 34.227 34.013 22.450 31.876 209.3							14 2:02.392 34.332 33.935 22.420 31.705 210.5																																																																																																
1	3:19.714	1:49.823	34.778	23.015	32.098	206.9	2	2:03.703	34.707	34.273	22.860	31.863	210.1	3	2:03.721	34.675	34.539	22.619	31.888	208.1	4	2:03.529	34.580	34.405	22.701	31.843	207.3	5	2:02.862	34.495	34.155	22.610	31.602	214.3	6	2:03.131	34.502	34.120	22.635	31.874	208.1	7	2:02.680	34.388	34.157	22.519	31.616	212.6	8	2:18.782B 41.034	35.182	23.596	38.970	202.6	9	10:57.540B 9:18.542	34.743	24.082	40.173	176.2	10	3:54.321	2:20.135	38.580	23.058	32.548	201.1	11	2:02.991	34.524	34.065	22.539	31.863	208.5	12	2:02.577	34.335	33.986	22.535	31.721	209.3	13	2:02.566	34.227	34.013	22.450	31.876	209.3	14	2:02.392	34.332	33.935	22.420	31.705	210.5																																				
13 Hakim DANISH MYS SIC RACING HONDA							1 2:53.183 1:16.910 36.452 23.590 36.231 174.8							2 2:11.140 36.325 39.217 23.753 31.845 213.4							3 2:04.263 34.873 34.671 22.995 31.724 217.3							4 2:11.533 35.924 39.100 23.862 32.647 200.4							5 2:05.702 35.448 34.797 22.956 32.501 201.9							6 2:04.159 34.819 34.182 22.765 32.393 202.6							7 2:11.938B 35.450 34.971 23.296 38.221 201.9							8 13:09.300							...							35.131 23.230 32.698 201.5							9 2:13.679B 34.809 34.871 25.293 38.706 195.3							10 2:22.707 52.460 35.019 22.870 32.358 201.5							11 2:04.716 34.948 34.445 23.034 32.289 203.4							12 2:04.085 35.037 34.253 22.654 32.141 204.5							13 2:03.523 34.517 34.042 22.788 32.176 203.8							14 2:02.736 34.455 34.081 22.517 31.683 210.5																			
47 Dodó BOGGIO ITA ASPAR JUNIOR TEAM HONDA							1 2:58.963 1:28.530 34.656 23.407 32.370 206.1																																																																																																																												



Hawkers ETC

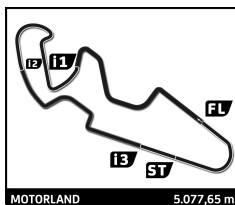
Finetwork FIM JuniorGP Motorland

Free Practice 2 - Gr A

Sector Analysis

— Invalidated Lap ■ Personal Best ■ Session Best B Crossing the pit lane

Lap	Time	Sector 1	Sector 2	Sector 3	Sector 4	T.Spd	Lap	Time	Sector 1	Sector 2	Sector 3	Sector 4	T.Spd
10	10:58.579	9:12.499	40.547	32.726	32.807	208.5							
11	2:07.747	35.882	34.838	23.833	33.194	191.5							
12	2:11.485	34.843	34.773	23.391	38.478	161.2							
13	2:13.448	34.932	35.250	30.576	32.690	205.7							
14	2:03.562	34.844	34.451	22.446	31.821	214.7							
15	2:22.568	44.205	37.028	24.853	36.482	185.2							
45	Jesus RIOS					ESP							
	MRE TALENT					HONDA							
1	2:51.008	1:16.389	36.041	23.965	34.613	177.3							
2	2:13.203	35.185	42.693	23.462	31.863	210.5							
3	2:04.066	34.557	34.526	22.908	32.075	213.0							
4	2:12.896	37.054	40.911	23.135	31.796	212.6							
5	2:05.053	35.166	34.861	22.917	32.109	208.9							
6	2:03.649	34.700	34.317	22.636	21.996	211.4							
7	2:13.291 B	35.049	35.688	23.312	39.242	200.4							
8	13:04.712	...	35.820	24.847	32.803	211.4							
9	2:12.194	35.385	37.484	24.404	34.921	192.2							
10	2:10.417	37.176	35.428	24.144	33.669	196.7							
11	2:09.746	35.563	39.099	23.030	32.054	209.7							
12	2:06.362	34.708	35.664	23.505	32.485	200.4							
13	2:04.278	34.731	34.514	23.047	31.986	208.5							
14	2:05.312	34.891	34.581	23.376	32.464	204.2							
16	Álvaro FUERTES					ESP							
	FIRST BIKE ACADEMY & ILUSIONTEAM					HONDA							
1	2:52.438	1:15.773	37.749	23.594	35.322	168.7							
2	2:10.980	35.544	39.125	24.035	32.276	207.3							
3	2:05.114	34.731	35.375	22.987	32.021	211.4							
4	2:12.293	36.323	40.989	23.213	31.768	212.6							
5	2:05.793	35.326	34.921	23.232	32.314	210.1							
6	2:04.400	34.954	34.610	22.898	31.938	206.1							
7	2:04.896	34.738	34.784	22.876	32.498	204.2							
8	2:10.806	36.255	36.496	24.318	33.737	201.5							
9	2:16.325 B	35.605	36.684	23.570	40.466	195.7							
10	10:57.501	9:11.250	38.860	25.721	41.670	168.2							
11	2:08.680	35.357	34.984	23.086	35.253	179.7							
12	2:09.878	34.835	34.763	23.729	36.551	188.2							
13	2:08.307	35.169	37.028	23.631	32.479	211.4							
14	2:03.895	34.403	34.522	22.866	32.104	204.5							
15	2:05.553	34.708	34.840	23.321	32.684	204.5							
43	Amanuel BRINTON					GBR							
	TEAM ESTRELLA GALICIA 0,0					HONDA							
1	13:22.236	...	35.939	23.463	33.034	201.1							
2	2:06.881	35.455	34.982	23.145	33.299	197.8							
3	2:07.437	35.324	35.087	23.218	33.808	194.9							
4	2:14.496 B	36.149	35.530	24.021	38.796	192.2							
5	8:57.080	7:25.890	34.626	24.043	32.521	203.8							
6	2:12.113	35.732	36.936	24.584	34.861	197.4							
7	2:12.098	36.900	37.469	25.044	32.685	201.9							
8	2:06.711	35.953	35.010	23.126	32.622	203.0							
9	2:08.090	35.509	36.430	23.750	32.401	206.5							
10	2:04.735	35.292	34.300	23.010	32.133	205.3							
11	2:04.912	34.694	34.641	23.129	32.448	207.7							
58	José LUIS ARMARIO					ESP							
	FIFTY MOTORSPORT					HONDA							
1	2:53.527	1:00.330	44.496	30.398	38.303	164.6							
2	2:14.842	36.199	36.564	29.503	32.576	206.1							
3	2:06.002	35.263	35.112	23.416	32.211	207.7							
4	2:08.229	35.492	36.505	24.112	32.120	206.9							
5	2:06.375	35.038	34.661	23.617	33.059	204.9							
6	2:04.737	34.985	34.488	23.089	32.175	204.5							
7	2:05.590	35.441	34.760	23.093	32.296	203.0							
8	2:08.090	36.763	35.621	23.355	32.351	203.8							
9	2:16.897 B	35.971	37.027	24.286	39.613	208.5							
10	10:58.156	8:58.714	45.258	32.131	42.053	108.9							
11	2:15.373	37.278	36.278	29.025	32.792	200.7							
12	2:06.182	35.236	34.966	23.537	32.443	202.2							
13	2:04.957	34.960	34.746	23.138	32.113	211.4							
14	2:06.087	35.331	34.618	23.719	32.419	202.6							
15	2:05.335	35.344	34.740	23.064	32.187	207.3							
62	Blai TRIAS					ESP							
	FIRST BIKE ACADEMY & ILUSIONTEAM					HONDA							
1	2:49.279	1:06.434	45.470	24.196	33.179	202.6							
2	2:18.541	35.730	35.208	23.200	44.403	204.5							
3	2:06.425	35.619	35.013	23.198	32.595	204.9							
4	2:05.951	35.346	34.800	23.596	32.209	206.9							



Hawkers ETC

Finetwork FIM JuniorGP Motorland

Free Practice 2 - Gr A

Sector Analysis

— Invalidated Lap ■ Personal Best ■ Session Best B Crossing the pit lane

Lap	Time	Sector 1	Sector 2	Sector 3	Sector 4	T.Sp	Lap	Time	Sector 1	Sector 2	Sector 3	Sector 4	T.Sp
5	2:05.984	35.575	34.871	23.110	32.428	205.7	1	2:31.183	57.072	36.401	23.990	33.720	200.4
6	2:05.153	35.283	34.920	22.984	31.966	211.4	2	2:06.806	35.869	35.068	23.371	32.498	204.2
7	2:31.725 B	39.344	40.274	27.353	44.754	170.9	3	2:10.612	35.608	39.215	23.543	32.246	208.9
8	12:51.458	...	35.225	23.400	32.565	206.1	4	2:06.677	35.532	34.910	23.457	32.778	202.2
9	2:06.647	35.109	34.804	23.730	33.004	208.1	5	2:08.983	35.401	35.083	23.356	35.143	187.5
10	2:11.113	36.095	35.955	23.773	35.290	198.2	6	2:18.071	42.238	39.681	23.445	32.707	201.9
11	2:07.901	36.119	35.712	23.307	32.763	200.4	7	2:07.020	35.650	34.888	23.307	33.175	198.5
12	2:07.872	35.046	36.946	23.567	32.313	211.8	8	2:13.463 B	35.509	35.025	23.632	39.297	203.8
13	2:05.110	35.026	34.765	23.120	32.199	208.1	9	11:04.634	9:30.653	35.667	25.295	33.019	205.7
14	2:10.689	35.125	36.847	25.291	33.426	201.5	10	2:13.084	36.042	37.445	24.810	34.787	200.0
							11	2:09.176	37.030	35.876	23.733	32.537	204.5
							12	2:09.254	35.671	37.474	23.816	32.293	206.5
							13	2:08.794	35.723	36.522	24.214	32.335	208.5
							14	2:06.351	35.150	35.145	23.746	32.310	207.3
							15	2:05.873	35.042	35.000	23.283	32.548	205.3

70	Kristian DANIEL	USA				
	IGAXTEAM	HONDA				
1	3:03.078	1:30.206	35.779	24.009	33.084	202.2
2	2:09.620	36.952	36.016	23.735	32.917	203.4
3	2:06.223	35.432	34.853	23.237	32.701	203.0
4	23:27.567	38.537	35.259	...	32.904	202.2
5	2:21.241	36.371	44.203	25.156	35.511	191.8
6	2:10.223	36.210	35.017	23.728	35.268	194.2
7	2:08.369	35.224	36.139	24.138	32.868	201.9
8	2:05.159	35.416	34.528	23.181	32.034	211.8
9	2:05.237	34.960	34.724	23.366	32.187	206.5

19	Pol SOLÁ	ESP				
	FINETWORK MIR JUNIOR TEAM	HONDA				
1	2:30.827	58.015	36.273	23.702	32.837	207.7
2	2:12.690	38.065	37.499	24.042	33.084	199.6
3	2:05.479	35.139	34.905	23.340	32.095	211.4
4	2:11.578	35.871	38.636	24.169	32.902	204.9
5	2:14.677 B	35.137	36.856	23.931	38.753	204.5
6	17:32.122	...	35.486	23.915	33.145	203.4
7	2:13.629	35.780	40.205	23.889	33.755	202.2
8	2:11.139	36.112	37.972	24.180	32.875	206.5
9	2:13.392	36.866	40.139	23.610	32.777	204.2
10	2:05.409	35.070	34.775	23.050	32.514	206.9
11	2:06.185	35.351	34.804	23.511	32.519	208.5
12	2:05.208	35.156	34.743	23.153	32.156	212.6

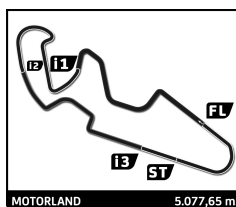
55	Leo RAMMERSTORFER	AUT				
	LIQUI MOLY INTACT GP JUNIOR TEA	HONDA				
1	2:28.188	54.598	36.228	24.315	33.047	206.1
2	2:13.518	36.270	40.639	23.912	32.697	211.4
3	2:06.858	35.815	35.134	23.283	32.626	207.7
4	2:12.603	35.626	35.177	29.031	32.769	205.3
5	2:05.868	35.030	35.036	23.056	32.746	206.5
6	2:14.921	43.039	35.594	23.340	32.948	204.2
7	2:15.963	39.800	40.170	23.534	32.459	208.9
8	2:08.604	36.914	35.616	23.400	32.674	204.9
9	2:12.590 B	35.237	35.225	23.286	38.842	199.3
10	13:17.392	...	35.500	23.596	32.863	206.1
11	2:07.998	35.809	35.640	23.336	33.213	201.5
12	2:06.269	35.224	35.020	23.365	32.660	206.9
13	2:06.394	35.355	34.892	23.705	32.442	213.4
14	2:12.224	41.482	35.021	23.295	32.426	208.1

25	Gonzalo PÉREZ	ESP
	H43TEAMNOBBY	HONDA

2	Loris SCHÖNROCK	DEU				
	F. KOCH RENNSPORT	HONDA				
1	2:25.851	51.301	36.696	24.573	33.281	201.5
2	2:11.618	37.467	36.811	24.234	33.106	202.6
3	2:08.722	36.045	36.064	24.061	32.552	206.1
4	2:09.197	37.112	35.807	23.736	32.542	203.8
5	2:06.744	35.689	35.309	23.249	32.497	206.1
6	2:17.119 B	36.986	35.822	23.629	40.682	198.9
7	6:45.286	5:13.297	35.437	23.722	32.830	202.2
8	2:16.660 B	36.315	36.855	23.684	39.806	199.3
9	8:29.913	6:57.021	36.275	23.735	32.882	202.2
10	2:07.637	35.739	35.772	23.362	32.764	200.7
11	2:10.026	36.490	36.188	23.691	33.657	192.2
12	2:10.650	36.469	36.699	24.123	33.359	199.3
13	2:15.587	36.257	41.860	24.861	32.609	204.5
14	2:07.309	35.740	35.288	23.654	32.627	205.7

41	Yvonne CERPA	ESP				
	IGAXTEAM	HONDA				
1	3:02.790	1:29.654	35.772	24.041	33.323	200.7
2	2:08.756	35.986	35.683	23.977	33.110	203.8
3	2:07.516	35.848	35.554	23.574	32.540	209.3
4	2:15.141 B	35.538	36.283	23.943	39.377	198.9
5	3:55.549	2:16.214	38.096	26.727	34.512	194.9
6	2:07.662	35.909	35.518	23.523	32.712	209.7
7	2:09.726	35.435	35.665	23.730	34.896	163.9
8	2:15.829 B	35.727	36.442	23.638	40.022	200.7
9	10:44.050	9:10.374	37.146	23.700	32.830	203.8
10	2:07.600	35.283	35.435	23.741	33.141	200.0
11	2:19.884	40.170	40.378	25.832	33.504	201.1
12	2:19.169	37.368	38.383	30.529	32.889	207.7
13	2:06.890	35.303	35.439	23.667	32.481	207.3
14	2:07.621	35.659	35.410	23.746	32.806	202.2

20	Owen VAN TRIGT	NLD				
	LARRESPORT	HONDA				
1	2:38.953	1:05.466	36.428	23.998	33.061	204.2
2	2:17.642	36.166	43.813	24.225	33.438	203.8
3	2:07.903	35.985	35.525	23.658	32.735	205.7
4	2:18.490	42.100	40.144	23.988	32.258	210.5
5	2:11.150	37.782	36.934	23.701	32.733	203.4



Hawkers ETC

Finetwork FIM JuniorGP Motorland

Free Practice 2 - Gr A

Sector Analysis

— Invalidated Lap							■ Personal Best	■ Session Best	B Crossing the pit lane					
Lap	Time	Sector 1	Sector 2	Sector 3	Sector 4	T.Sp	Lap	Time	Sector 1	Sector 2	Sector 3	Sector 4	T.Sp	
6	2:07.326	35.871	35.413	23.310	32.732	204.5	7	2:11.532	38.312	35.972	24.106	33.142	203.0	
7	2:20.630B	40.033	36.330	24.620	39.647	200.0	8	2:23.511B	38.601	37.380	24.273	43.257	193.2	
8	12:45.668	...	36.120	24.075	33.059	203.4	9	10:49.218	9:16.814	35.629	23.991	32.784	207.3	
9	2:13.685	36.048	39.738	23.914	33.985	198.2	10	2:09.717	36.845	35.937	24.093	32.842	204.5	
10	2:11.396	36.177	39.070	23.695	32.454	212.2	11	2:07.930	35.852	35.788	23.733	32.557	208.1	
11	2:12.962	36.705	39.860	23.770	32.627	208.1	12	2:18.467	36.074	44.854	24.355	33.184	200.4	
12	2:08.293	36.770	35.428	23.668	32.427	207.3	13	2:09.885	36.486	35.641	24.088	33.670	200.4	
13	2:07.091	35.727	35.259	23.604	32.501	208.1	14	2:09.353	36.481	35.798	23.903	33.171	201.5	
14	2:06.911	35.656	35.107	23.613	32.535	208.9	15	2:08.998	36.033	35.451	24.075	33.439	201.1	

7 **Geoffrey EMMANUEL** IND
CUNA DE CAMPEONES HONDA

1	2:23.209	48.930	36.409	24.497	33.373	200.7
2	2:08.007	36.070	35.235	23.653	33.049	209.7
3	2:16.893	36.105	43.323	24.195	33.270	200.7
4	2:09.701	37.788	35.284	23.639	32.990	199.3
5	2:18.254B	35.919	39.172	23.812	39.351	204.5
6	4:12.335	2:39.304	35.956	23.824	33.251	197.1
7	2:07.861	35.904	35.355	23.679	32.923	203.4
8	2:10.063	37.026	35.409	23.949	33.679	192.9
9	2:08.020	35.673	35.345	23.837	33.165	198.9
10	2:21.244B	38.123	36.956	25.497	40.668	185.9
11	4:51.074	3:16.719	36.459	24.071	33.825	197.4
12	2:16.646	37.024	42.386	24.073	33.163	200.0
13	2:14.408B	36.003	35.552	24.251	38.602	193.5
14	3:45.552	2:11.965	35.919	23.851	33.817	198.5
15	2:08.264	36.172	35.594	24.028	32.470	205.7
16	2:07.151	35.537	35.419	23.566	32.629	205.3

5 **Yannis RAINGARD MAGNIER** FRA
EQUIPE DE FRANCE HONDA

1	2:21.150	45.306	37.381	24.890	33.573	203.8
2	2:09.981	36.990	35.765	24.082	33.144	207.7
3	2:08.586	35.916	35.765	23.900	33.005	205.7
4	2:08.181	35.804	35.587	23.789	33.001	203.8
5	2:07.754	35.595	35.431	23.629	33.099	204.5
6	2:07.709	35.547	35.534	23.678	32.950	204.5
7	2:10.979	35.614	36.617	25.263	33.485	200.7
8	2:08.277	35.731	35.445	23.783	33.318	201.1
9	2:08.022	35.632	35.386	23.749	33.255	201.1
10	2:17.010B	36.704	36.372	24.704	39.230	203.0
11	7:01.665	5:23.716	39.651	25.095	33.203	200.7
12	2:11.913	36.003	36.297	24.986	34.627	197.1
13	2:10.835	36.562	36.929	24.078	33.266	206.5
14	2:08.982	36.044	35.974	23.946	33.018	211.8
15	2:08.398	35.660	35.827	24.077	32.834	211.4
16	2:08.123	35.812	35.445	23.765	33.101	207.3
17	2:07.733	35.787	35.400	23.696	32.850	209.3

29 **Rostagni MATTHIAS** FRA
EQUIPE DE FRANCE VITESSE HONDA

1	2:31.203	58.110	36.152	24.064	32.877	208.9
2	2:10.453	37.679	35.819	24.001	32.954	204.9
3	2:12.257	39.350	35.877	24.129	32.901	204.2
4	2:08.653	36.173	35.587	23.907	32.986	203.4
5	2:08.946	36.575	35.389	23.753	33.229	200.7
6	2:19.225	45.434	36.592	24.484	32.715	208.1