

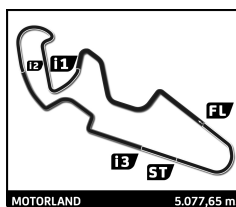
Hawkers ETC

Finetwork FIM JuniorGP Motorland

Free Practice 1 - Gr B

Sector Analysis

_ Invalidated Lap							■ Personal Best							■ Session Best							B Crossing the pit lane																																																																																																																																																																																																				
Lap	Time	Sector 1	Sector 2	Sector 3	Sector 4	T.Sp	Lap	Time	Sector 1	Sector 2	Sector 3	Sector 4	T.Sp	Lap	Time	Sector 1	Sector 2	Sector 3	Sector 4	T.Sp	Lap	Time	Sector 1	Sector 2	Sector 3	Sector 4	T.Sp																																																																																																																																																																																														
28	Máximo MARTÍNEZ						ESP	1	23:11.777	...	34.739	23.362	32.339	206.9	2	2:03.394	34.526	34.197	22.817	31.854	208.9	3	2:13.531	34.774	43.704	23.068	31.985	207.3	4	2:03.030	34.446	34.034	22.747	31.803	208.9	5	2:05.275	34.436	34.992	22.892	32.955	208.1	6	2:21.756	35.987	42.471	31.076	32.222	207.3	7	2:03.308	34.504	34.166	22.747	31.891	206.9	8	2:03.610	34.655	34.080	22.813	32.062	207.7	9	2:03.233	34.460	34.052	22.773	31.948	208.5																																																																																																																																																			
TEAM HONDA LAGLISSE							HONDA							FINNETWORK MIR JUNIOR TEAM							HONDA																																																																																																																																																																																																				
1	3:48.111	2:04.341	36.865	30.921	35.984	206.1	1	3:33.621	1:51.403	45.823	23.944	32.451	209.3	2	2:04.469	34.869	34.663	23.093	31.844	217.7	3	2:04.050	35.018	34.409	22.881	31.742	213.4	4	2:04.188	35.402	34.237	22.816	31.733	212.6	5	2:03.412	34.546	34.166	23.083	31.617	212.2	6	2:14.522 B	34.629	38.559	23.633	37.701	208.5	7	14:57.641	...	50.423	25.501	32.032	214.3	8	2:11.894	35.169	34.551	25.033	37.141	190.8	9	2:10.942	35.345	35.018	23.500	37.079	153.0	10	2:06.539	35.543	35.258	23.772	31.966	214.7	11	2:04.389	34.823	34.519	22.959	32.088	210.1	12	2:05.618	34.801	36.015	22.810	31.992	208.1	13	2:03.472	34.524	34.069	22.929	31.950	207.7																																																																																																																								
93	Guido PINI						ITA	1	3:47.341	1:58.972	37.653	32.508	38.208	182.7	1	3:33.149	1:51.269	45.808	23.844	32.228	208.1	2	2:07.446	36.682	35.176	23.461	32.127	209.3	2	2:04.515	35.134	34.417	23.140	31.824	217.3	3	2:04.473	35.170	34.423	22.990	31.890	208.1	3	2:03.525	34.809	34.257	22.811	31.648	210.9	4	2:03.270	34.847	34.147	22.721	31.555	210.9	4	2:04.006	34.700	34.271	22.768	32.267	204.9	5	2:02.364	34.361	33.898	22.585	31.520	211.4	5	2:03.918	34.863	34.248	22.650	32.157	204.5	6	2:02.067	34.299	33.852	22.501	31.415	212.2	6	2:17.189 B	37.241	36.016	23.979	39.953	206.9	7	2:02.431	34.383	33.976	22.606	31.466	211.8	7	8:32.336	7:02.018	34.963	22.926	32.429	203.4	8	2:10.812 B	35.136	34.842	23.504	37.330	206.5	8	2:04.414	34.863	34.466	22.841	32.244	203.4	9	10:38.076	8:53.919	43.046	28.778	32.333	216.0	9	2:09.161	35.345	36.481	25.126	32.209	205.7	10	2:14.740	39.243	34.882	23.963	36.652	186.5	10	2:12.445 B	34.707	34.279	24.464	38.995	210.9	11	2:11.977	36.509	35.129	23.675	36.664	166.9	11	4:19.824	2:29.613	47.744	24.914	37.553	152.5	12	2:10.949	35.504	38.726	24.824	31.895	212.6	12	2:08.924	35.896	37.847	23.040	32.141	206.9	13	2:07.105	35.249	35.730	22.995	33.131	212.2	13	2:03.668	34.641	34.421	22.566	32.040	206.5	14	2:13.485	35.235	39.869	26.092	32.289	216.4	14	2:03.850	34.723	34.268	22.672	32.187	204.5	15	2:07.149	35.634	36.115	23.531	31.869	216.9	15	2:03.588	34.633	34.216	22.529	32.210	205.3
71	Hamad AL-SAHOUTI						QAT	1	3:27.679	1:43.594	45.995	25.121	32.969	206.5	1	2:06.667	35.730	35.328	23.363	32.246	210.1	2	2:07.014	36.155	35.124	23.466	32.269	208.9	2	2:05.836	35.348	34.701	23.568	32.219	206.9	3	2:05.067	35.169	34.729	23.130	32.039	212.2	3	2:05.061	35.255	34.799	23.043	31.964	210.5	4	2:08.228	35.487	35.799	24.886	32.056	213.9	4	2:04.372	35.005	34.325	23.027	32.015	212.6	5	2:05.014	35.043	34.786	22.978	32.207	209.3	5	2:13.551 B	34.879	35.256	24.176	39.240	196.4	6	2:04.905	35.052	34.696	23.075	32.082	209.3	6	8:35.740	7:05.240	35.051	23.141	32.308	202.6	7	2:04.203	34.845	34.470	22.871	32.017	210.1	7	2:03.713	34.771	34.173	22.885	31.884	207.7	8	2:10.070 B	34.846	34.572	23.223	37.429	208.1	8	2:04.005	34.751	34.106	23.341	31.807	209.7	9	11:17.004	9:44.176	36.413	24.459	31.956	214.3	9	2:18.094 B	39.289	36.124	24.199	38.482	208.5	10	2:06.189	35.038	35.294	23.895	31.962	210.9	10	4:03.613	2:23.486	44.068	23.734	32.325	207.3	11	2:04.189	34.761	34.674	22.915	31.839	212.6																																																															
51	Brian URIARTE						ESP	1	2:02.584	34.437	34.120	22.649	31.378	215.1	1	2:02.591	34.262	34.062	22.579	31.688	213.9	1	2:02.584	34.437	34.120	22.649	31.378	215.1	1	2:02.591	34.262	34.062	22.579	31.688	213.9																																																																																																																																																																																						
81	Lorenz TONI LUCIANO						BEL	1	2:02.584	34.437	34.120	22.649	31.378	215.1	1	2:02.591	34.262	34.062	22.579	31.688	213.9	1	2:02.584	34.437	34.120	22.649	31.378	215.1	1	2:02.591	34.262	34.062	22.579	31.688	213.9																																																																																																																																																																																						
ARTBOX							HONDA							TEAM ESTRELLA GALICIA 0,0							HONDA																																																																																																																																																																																																				



Hawkers ETC

Finetwork FIM JuniorGP Motorland

Free Practice 1 - Gr B

Sector Analysis

— Invalidated Lap ■ Personal Best ■ Session Best B Crossing the pit lane

Lap	Time	Sector 1	Sector 2	Sector 3	Sector 4	T.Sp	Lap	Time	Sector 1	Sector 2	Sector 3	Sector 4	T.Sp
12	2:03.747	34.880	34.284	22.741	31.842	209.7	5	2:05.443	35.468	34.736	23.037	32.202	210.1
13	2:12.554	39.292	37.487	23.382	32.393	207.3	6	2:04.952	35.115	34.728	22.976	32.133	210.1
14	2:03.831	34.826	34.203	22.742	32.060	207.3	7	2:04.294	34.883	34.401	22.857	32.153	208.5
15	2:03.863	34.756	34.262	22.763	32.082	206.9	8	2:04.992	35.180	34.467	23.012	32.333	207.3

75 **Evan BELFORD** GBR
VISIONTRACK RACING TEAM HONDA

1	2:54.979	1:22.377	36.715	23.648	32.239	213.9
2	2:43.963 B	35.997	35.535	53.009	39.422	210.1
3	8:06.747	6:33.834	36.041	23.864	33.008	206.9
4	2:06.786	35.790	35.320	23.375	32.301	208.5
5	2:05.630	35.491	34.824	23.191	32.124	208.5
6	2:05.395	35.312	34.818	23.083	32.182	208.5
7	2:16.561 B	36.497	35.586	24.254	40.224	206.1
8	6:31.045	4:54.281	36.723	25.592	34.449	180.9
9	2:12.744	36.063	40.709	23.704	32.268	212.6
10	2:05.469	35.199	35.120	23.427	31.723	213.9
11	2:04.312	34.886	34.714	22.876	31.836	213.0
12	2:04.073	34.938	34.551	22.885	31.699	212.6
13	2:04.090	34.980	34.524	22.854	31.732	212.6
14	2:06.670	36.186	35.403	22.931	32.150	209.7

36 **Angus JAY GRENFELL** AUS
ARTBOX HONDA

1	2:23.295	51.205	35.519	23.799	32.772	204.9
2	2:05.701	35.214	34.911	23.115	32.461	205.3
3	2:04.840	34.944	34.611	22.991	32.294	210.1
4	2:04.582	34.814	34.461	22.968	32.339	208.1
5	2:11.175	35.080	37.417	24.359	34.319	197.1
6	2:05.916	35.248	34.895	23.028	32.745	203.8
7	2:11.631 B	35.035	34.822	23.430	38.344	203.4
8	13:48.388	...	42.087	24.670	34.744	198.9
9	2:06.345	34.931	35.612	23.559	32.243	208.9
10	2:04.242	34.598	34.683	23.056	31.905	210.9

18 **César PARRILLA** ESP
FAU55 TEY RACING HONDA

1	2:54.165	1:20.877	36.992	23.811	32.485	211.4
2	2:06.888	35.927	35.282	23.434	32.245	210.9
3	2:05.414	35.183	34.736	23.071	32.424	205.7
4	2:09.588	35.942	34.963	26.172	32.511	207.3
5	2:05.669	35.624	34.729	22.909	32.407	204.2
6	2:04.948	35.095	34.600	23.157	32.096	207.7
7	2:22.213 B	39.418	36.942	24.606	41.247	198.2
8	15:16.658	...	38.205	23.121	32.196	207.3
9	2:04.467	34.941	34.624	22.829	32.073	208.9
10	2:04.334	34.810	34.637	22.771	32.116	207.3
11	2:10.831	37.038	38.088	23.555	32.150	210.1
12	2:04.399	35.003	34.462	22.773	32.161	204.9
13	2:04.280	34.831	34.484	22.699	32.266	204.9

12 **Adriano DONOSO** ESP
FIFTY MOTORSPORT HONDA

1	2:54.221	1:21.349	36.619	23.907	32.346	212.6
2	2:06.647	35.731	35.255	23.447	32.214	211.4
3	2:05.630	35.463	34.663	23.230	32.274	205.3
4	2:07.265	36.084	34.807	23.833	32.541	203.4

33 **Enzo HOARAU BELLON** FRA
BS RACING HONDA

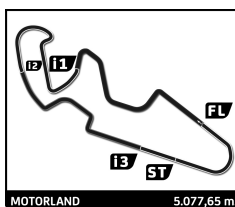
1	3:28.599	1:42.542	47.843	25.359	32.855	206.5
2	2:08.968	36.664	36.104	23.699	32.501	209.3
3	2:06.022	35.455	35.259	23.187	32.121	211.4
4	2:05.823	35.528	35.056	23.154	32.085	212.6
5	2:11.187	35.619	34.855	24.154	36.559	162.7
6	2:05.525	35.434	35.006	23.080	32.005	212.6
7	2:05.322	35.172	34.945	22.990	32.215	210.1
8	2:17.388 B	39.652	36.219	24.036	37.481	204.2
9	8:18.403	6:43.308	38.657	24.100	32.338	207.7
10	2:08.914	35.672	36.246	24.879	32.117	210.5
11	2:07.913	35.444	34.852	23.944	33.673	201.5
12	2:07.062	35.487	36.436	23.096	32.043	212.2
13	2:05.214	35.088	34.728	23.223	32.175	213.0
14	2:08.937	35.475	37.809	23.780	31.873	211.8
15	2:05.177	35.124	34.969	23.117	31.967	210.9
16	2:04.535	35.051	34.593	22.965	31.926	210.5

24 **Guillem PLANQUES** FRA
FIRST BIKE ACADEMY & ILLUSION TEA HONDA

1	3:34.091	1:44.173	49.759	27.795	32.364	207.3
2	2:05.967	35.348	35.005	23.275	32.339	206.1
3	2:05.424	35.003	34.834	23.223	32.364	206.1
4	2:04.829	35.139	34.554	22.997	32.139	207.3
5	2:15.379 B	35.079	39.013	23.531	37.756	201.9
6	14:41.738	...	37.595	23.747	33.077	200.0
7	2:14.193	39.125	35.521	24.225	35.322	207.7
8	2:12.356	35.572	34.710	24.045	38.029	184.6
9	2:11.426	35.264	35.185	23.515	37.462	157.9
10	2:11.479	35.408	38.702	24.075	33.294	205.3
11	2:05.333	34.942	34.839	23.048	32.504	208.9
12	2:14.612	35.575	39.498	25.620	33.919	194.2
13	2:11.733 B	35.827	35.139	23.186	37.581	202.6

99 **Marc AGUILAR** ESP
LARRESPORT HONDA

1	3:33.872	1:42.352	47.413	26.577	37.530	173.4
2	2:06.343	35.406	35.525	23.356	32.056	213.9
3	2:05.591	35.085	35.124	23.346	32.036	213.4
4	2:05.282	35.044	34.893	23.195	32.150	212.6
5	2:15.520 B	35.403	38.648	23.453	38.016	201.9
6	13:09.282 B	...	44.864	25.667	41.011	199.3
7	3:40.192	1:59.193	42.830	25.866	32.303	210.5
8	2:08.735	35.270	35.009	24.725	33.731	207.3
9	2:20.516	35.856	41.005	24.629	39.026	160.5



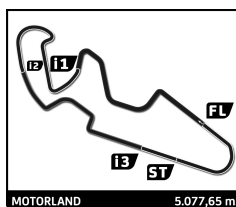
Hawkers ETC

Finetwork FIM JuniorGP Motorland

Free Practice 1 - Gr B

Sector Analysis

_ Invalidated Lap							■ Personal Best	■ Session Best	B Crossing the pit lane					
Lap	Time	Sector 1	Sector 2	Sector 3	Sector 4	T.Sp	Lap	Time	Sector 1	Sector 2	Sector 3	Sector 4	T.Sp	
10	2:11.612	35.394	38.764	24.298	33.156	208.5	6	2:08.053	36.005	35.617	23.975	32.456	212.2	
11	2:05.714	35.303	35.070	23.241	32.100	213.0	7	2:07.912	36.143	35.429	23.829	32.511	213.0	
12	2:14.128	35.290	39.328	26.100	33.410	202.6	8	2:15.189 B	36.390	35.730	23.847	39.222	210.5	
13	2:07.109	35.682	35.696	23.283	32.448	212.2	9	10:54.862	9:17.685	40.290	24.315	32.572	214.7	
9 Matteo ROMAN FRA TECMAS RACING TEAM HONDA							10	2:08.421	36.413	35.582	23.993	32.433	216.0	
1	2:54.409	1:20.993	36.936	24.209	32.271	213.0	11	2:11.741	36.133	35.551	24.190	35.867	161.7	
2	2:08.803	36.039	35.418	24.988	32.358	210.9	12	2:07.064	35.908	35.435	23.628	32.093	216.0	
3	2:07.953	35.805	35.653	24.031	32.464	208.5	13	2:07.128	35.612	35.475	23.793	32.248	216.0	
4	2:06.423	35.632	35.090	23.411	32.290	210.9	14	2:07.600	36.042	35.437	23.779	32.342	213.9	
5	2:06.836	35.668	35.281	23.461	32.426	209.3	15	2:07.468	35.922	35.333	23.800	32.413	212.6	
6	2:13.042	35.920	36.093	24.609	36.420	182.7	73 Gonçalo RIBEIRO PRT LST MOTORSPORTS HONDA							
7	2:21.704 B	37.549	42.890	23.802	37.463	213.4	1	3:28.106	1:40.923	44.597	28.837	33.749	204.5	
8	10:48.857	9:13.849	38.336	24.547	32.125	213.9	2	2:09.981	36.919	36.194	24.146	32.722	213.4	
9	2:08.293	35.765	35.475	24.985	32.068	212.6	3	2:09.085	36.254	35.812	24.177	32.842	211.4	
10	2:06.578	35.413	35.064	23.800	32.301	210.9	4	2:08.465	36.058	35.469	23.872	33.066	207.3	
11	2:07.369	35.971	35.206	23.340	32.852	213.4	5	2:19.072 B	36.166	35.750	27.329	39.827	209.3	
12	2:05.971	35.348	35.043	23.287	32.293	211.4	6	14:33.891	...	39.012	24.353	32.972	210.9	
13	2:08.675	35.949	37.225	23.513	31.988	214.7	7	2:09.065	36.140	35.417	24.721	32.787	210.5	
14	2:06.616	35.325	35.072	23.498	32.721	210.9	8	2:07.823	36.038	35.533	23.702	32.550	210.9	
15	2:05.711	35.209	34.732	23.432	32.338	210.9	9	2:07.698	35.930	35.257	23.834	32.677	209.7	
63 Benjamin CAILLET FRA EQUIPE DE FRANCE VITESSE HONDA							10	2:07.608	35.871	35.305	23.670	32.762	206.9	
1	3:23.291	1:44.393	40.769	24.713	33.416	204.9	11	2:25.405	38.641	46.568	27.129	33.067	209.7	
2	2:09.315	36.207	35.747	23.819	33.542	205.7	12	2:10.791	36.280	36.174	25.485	32.852	215.1	
3	2:09.067	36.036	36.053	24.173	32.805	205.7	13	2:07.931	36.069	35.479	23.825	32.558	216.0	
4	2:07.645	35.775	35.324	23.749	32.797	206.1	23 Spyros FOURTHIOTIS GRC FIFTY MOTORSPORT HONDA							
5	2:07.156	35.935	34.968	23.506	32.747	206.5	1	2:47.284	1:11.227	37.159	24.779	34.119	199.3	
6	2:15.339 B	35.704	35.152	23.974	40.509	201.5	2	2:14.515	39.187	37.117	24.724	33.487	200.4	
7	12:22.819	...	35.637	23.578	32.778	205.7	3	2:10.434	36.795	36.098	24.521	33.020	202.6	
8	2:06.986	35.827	35.124	23.456	32.579	206.9	4	2:09.647	36.546	35.816	24.061	33.224	201.5	
9	2:07.438	35.615	35.192	23.515	33.116	206.9	5	2:09.596	36.536	35.914	23.985	33.161	200.4	
10	2:06.545	35.487	35.006	23.482	32.570	206.5	6	2:18.383 B	36.458	35.774	24.056	42.095	200.0	
11	2:06.963	35.398	34.948	23.573	33.044	206.9	7	15:13.806	...	36.637	24.135	33.042	204.2	
12	2:07.357	35.761	35.263	23.486	32.847	205.3	8	2:09.012	36.314	35.676	23.845	33.177	203.0	
13	2:06.076	35.510	34.886	23.309	32.371	208.5	9	2:09.332	36.233	35.851	24.121	33.127	199.6	
14	2:05.758	35.263	34.841	23.188	32.466	206.5	10	2:09.030	36.460	35.601	23.891	33.078	201.1	
52 Jeremiasz WOJCIECHOWSKI POL KIDZGP BY COVACHA R.T. HONDA							11	2:08.136	36.304	35.583	23.592	32.657	204.2	
1	28:58.409	...	42.703	27.768	33.142	204.9	12	2:07.823	36.002	35.443	23.633	32.745	202.6	
2	2:07.676	36.213	36.211	23.286	31.966	211.8	13	2:08.114	35.977	35.546	23.662	32.929	202.2	
3	2:19.157	35.534	40.723	24.918	37.982	151.5	82 Kyle PAYNE GBR MDM-R RACING HONDA							
4	2:11.361	35.840	38.105	24.023	33.393	184.0	1	2:40.038	1:01.991	38.195	25.455	34.397	203.8	
5	2:06.182	35.775	35.069	23.344	31.994	214.3	2	2:13.211	37.665	37.216	24.778	33.552	206.9	
6	2:13.306	35.655	39.190	26.130	32.331	212.2	3	2:12.485	37.229	37.037	24.764	33.455	206.1	
7	2:08.027	36.466	35.725	23.798	32.038	210.1	4	2:10.153	37.031	36.351	24.078	32.693	210.5	
77 Leandro QUINTANS SANS FRA LARRSPORT TEAM HONDA							5	2:09.016	36.698	35.902	23.912	32.504	211.8	
1	2:56.644	1:22.557	37.129	24.306	32.652	216.4	6	2:17.801 B	36.124	35.670	24.671	41.336	202.6	
2	2:16.050	37.075	35.996	29.972	33.007	213.0	7	4:03.356	2:29.454	36.528	24.154	33.220	204.9	
3	2:08.528	36.346	35.641	23.972	32.569	215.6	8	2:09.869	36.983	35.960	23.878	33.048	205.7	
4	2:08.392	36.397	35.665	23.719	32.611	212.6	9	2:09.233	36.613	35.712	23.857	33.051	206.5	
5	2:08.326	36.321	35.684	23.725	32.596	211.4	10	2:08.474	36.381	35.548	23.826	32.719	206.9	
							11	2:07.980	36.225	35.534	23.607	32.614	206.5	
							12	2:08.003	36.252	35.292	23.718	32.741	206.9	



Hawkers ETC

Finetwork FIM JuniorGP Motorland

Free Practice 1 - Gr B

Sector Analysis

— Invalidated Lap ■ Personal Best ■ Session Best B Crossing the pit lane

Lap	Time	Sector 1	Sector 2	Sector 3	Sector 4	T.Spd	Lap	Time	Sector 1	Sector 2	Sector 3	Sector 4	T.Spd
13	2:07.911	36.172	35.256	23.577	32.906	207.3							
14	2:07.980	36.091	35.446	23.658	32.785	206.9							
15	2:21.773 B	41.815	36.625	24.541	38.792	190.8							
16	3:39.170	2:06.296	35.936	24.205	32.733	204.9							
17	2:13.942	40.558	36.153	24.101	33.130	204.9							

6	Jona EISENKOLB	DEU
	F. KOCH RENNSPORT	HONDA

1	2:59.436	1:23.886	37.257	25.005	33.288	204.5
2	2:11.576	37.385	36.464	24.500	33.227	203.8
3	2:10.343	36.796	36.187	24.267	33.093	203.0
4	2:09.556	36.656	35.987	24.126	32.787	203.8
5	2:18.103 B	36.406	37.752	24.489	39.456	200.0
6	14:17.630	...	37.084	24.603	33.510	200.4
7	2:10.993	37.144	36.179	24.162	33.508	202.2
8	2:10.052	36.847	35.990	24.217	32.998	203.0
9	2:10.987	36.591	36.750	24.563	33.083	201.5
10	2:10.062	36.635	36.154	24.173	33.100	202.6
11	2:09.514	36.483	36.015	24.063	32.953	201.5
12	2:09.251	36.344	35.870	24.053	32.984	201.9
13	2:10.724	36.297	36.543	24.707	33.177	198.9