

## Moto 4

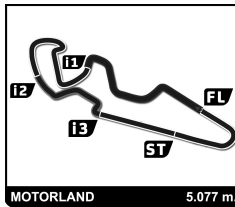
# ESBK MOTORLAND ARAGÓN

## Entrenamiento Cronometrado

### Vuelta a vuelta

— Vuelta invalidada    ■ Mejor Personal    ■ Mejor de la sesión    B Cruzando por el pit lane

Vlt.	Tiempo	Sector 1	Sector 2	Sector 3	Sector 4	V.Max	Vlt.	Tiempo	Sector 1	Sector 2	Sector 3	Sector 4	V.Max	
<b>3</b>	<b>ARCHIE GIBBS</b> GBR							5	2:22.388	40.930	38.937	25.145	37.376	173.6
	AUSTIN RACING VHC LIQUI MOLY CORSE							6	2:24.765	40.765	41.049	25.945	37.006	173.9
1	3:03.543	1:18.261	41.541	26.592	37.149	174.8	7	2:25.685	40.373	40.789	27.383	37.140	174.2	
2	2:22.811	40.650	39.232	25.847	37.082	173.1	8	2:19.437	39.404	38.269	25.246	36.518	179.4	
3	2:24.103	40.928	39.465	26.142	37.568	179.4	9	2:19.824	39.823	38.482	24.758	36.761	172.8	
4	2:22.470	40.841	39.043	25.636	36.950	174.5	10	2:19.200	39.715	38.415	24.624	36.446	172.5	
5	2:29.519	B 39.920	39.024	29.621	40.954	175.6	11	2:19.189	40.155	38.261	24.610	36.163	176.8	
6	4:54.849	3:08.749	41.990	27.145	36.965	182.1								
7	2:21.421	39.319	38.499	26.317	37.286	177.0								
8	2:18.753	39.399	38.221	25.200	35.933	182.4								
9	2:19.052	39.385	38.402	25.171	36.094	180.0								
10	2:18.870	39.112	38.477	25.200	36.081	182.1								
<b>5</b>	<b>IGNACIO GALAN</b> ESP							<b>13</b>	<b>PEDRO VARELA</b> POR					
	CUNA DE CAMPEONES MIR RACING								CUNA DE CAMPEONES MIR RACING					
1	3:16.716	1:32.060	40.090	27.066	37.500	181.5	1	3:16.389	1:31.684	40.424	26.703	37.578	172.8	
2	2:20.916	40.705	38.167	25.598	36.446	180.0	2	2:20.415	40.212	38.633	25.321	36.249	178.2	
3	2:22.469	40.949	38.642	25.516	37.362	175.3	3	2:21.198	40.258	38.717	25.351	36.872	176.8	
4	2:23.072	39.506	41.279	25.395	36.892	178.2	4	2:31.080	B 40.489	40.156	25.683	44.752	166.4	
5	2:21.976	39.730	39.833	25.692	36.721	181.5	5	4:32.786	2:41.127	48.131	25.653	37.875	166.9	
6	2:20.622	40.326	38.356	25.039	36.901	174.2	6	2:25.922	43.921	39.209	25.522	37.270	172.2	
7	2:19.663	39.483	38.265	25.101	36.814	177.0	7	2:20.777	39.598	38.790	25.091	37.298	172.2	
8	2:18.994	39.208	38.130	24.853	36.803	181.2	8	2:20.002	39.661	38.793	24.737	36.811	176.5	
9	2:30.913	B 40.629	40.613	25.636	44.035	154.3	9	2:21.526	40.439	38.810	25.022	37.255	173.1	
10	3:04.751	1:23.639	38.929	25.314	36.869	176.2	10	2:20.903	39.711	39.064	25.197	36.931	172.0	
<b>8</b>	<b>NIKOLA MIROSLAVOV</b> BUL							<b>15</b>	<b>ALEX LLINARES</b> ESP					
	METMOTO RING RACING16 BEON								CORSE FACTORY CORSE					
1	3:22.656	1:38.886	40.719	25.992	37.059	181.2	1	3:07.963	1:19.001	43.745	27.456	37.761	172.8	
2	2:18.755	39.022	38.249	24.900	36.584	185.6	2	2:26.924	41.484	40.034	26.422	38.984	168.7	
3	2:23.801	40.980	38.183	25.253	39.385	182.1	3	2:23.622	40.684	39.501	25.910	37.527	172.5	
4	2:19.330	39.929	38.556	24.466	36.379	185.2	4	2:25.210	40.916	40.754	26.066	37.474	175.3	
5	2:27.156	B 39.527	38.558	25.149	43.922	174.8	5	2:22.463	41.248	38.810	25.484	36.921	177.9	
6	2:42.238	1:01.060	38.994	24.809	37.375	176.5	6	2:24.365	40.623	40.953	26.031	36.758	177.0	
7	2:20.506	39.346	39.113	24.794	37.253	176.5	7	2:27.242	40.424	42.291	26.275	38.252	170.1	
8	2:17.921	38.881	38.296	24.615	36.129	181.8	8	2:22.195	39.512	38.884	26.053	37.746	173.6	
9	2:18.405	38.790	38.244	24.463	36.908	176.8	9	2:21.088	40.059	38.806	25.602	36.621	177.6	
10	2:17.801	38.923	38.081	24.371	36.426	176.8	10	2:20.874	39.595	38.893	25.470	36.916	174.5	
11	2:19.837	38.673	37.895	26.994	36.275	179.4	11	2:20.475	39.750	38.714	25.166	36.845	174.8	
<b>10</b>	<b>GABRIEL PIO</b> FRA							<b>17</b>	<b>ENZO DUPUIS</b> FRA					
	JEG RACING BRS BEON								JEG RACING BRS BEON					
1	2:56.994	1:12.821	41.393	25.764	37.016	173.6	1	3:16.820	1:25.163	43.760	28.936	38.961	172.8	
2	2:23.452	40.672	39.639	25.529	37.612	172.2	2	2:24.189	41.696	39.663	25.772	37.058	177.0	
3	2:30.569	48.967	38.960	25.366	37.276	172.5	3	2:24.381	42.159	39.212	25.977	37.033	177.3	
4	2:23.673	41.280	39.479	25.780	37.134	175.3	4	2:21.770	40.387	39.095	25.491	36.797	179.7	
5	2:33.244	44.059	46.776	25.658	36.751	177.3	5	2:20.898	39.908	38.661	25.758	36.571	177.6	
6	2:22.131	39.163	39.888	25.662	37.418	173.6	6	2:23.835	39.584	41.752	25.950	36.549	179.1	
7	2:24.814	40.428	41.500	25.977	36.909	176.8	7	2:24.589	39.896	41.646	26.473	36.574	178.8	
							8	2:22.805	39.670	38.876	26.723	37.536	176.2	
							9	2:20.152	39.612	38.465	25.302	36.773	177.6	
							10	2:20.375	39.905	38.474	25.192	36.804	175.9	
							11	2:20.425	39.697	38.541	25.174	37.013	175.0	
<b>11</b>	<b>OLIVER CANTOS</b> ESP							<b>18</b>	<b>MATHIAS TAMBURINI</b> ITA					
	CORSE FACTORY RACING TEAM CORSE								IGAXTEAM BEON					
1	3:16.686	1:24.994	44.028	28.703	38.961	170.6	1	3:16.428	1:28.575	41.446	29.007	37.400	175.9	
2	2:20.672	40.361	38.517	25.383	36.411	178.5	2	2:20.371	39.659	38.747	25.049	36.916	177.3	
3	2:20.300	39.884	38.468	24.799	37.149	173.6	3	2:31.267	46.958	42.364	25.531	36.414	180.3	
4	2:25.226	41.178	41.400	25.464	37.184	178.2	4	2:17.342	38.872	38.059	24.570	35.841	183.1	
							5	2:19.632	39.092	38.249	25.391	36.900	177.6	
							6	2:25.000	43.009	40.057	25.061	36.873	173.4	

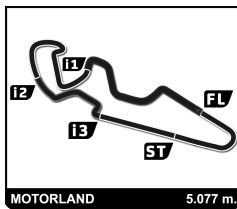


## Moto 4 ESBK MOTORLAND ARAGÓN Entrenamiento Cronometrado

Vuelta a vuelta

— Vuelta invalidada    ■ Mejor Personal    ■ Mejor de la sesión    B Cruzando por el pit lane

Vlt.	Tiempo	Sector 1	Sector 2	Sector 3	Sector 4	V.Max	Vlt.	Tiempo	Sector 1	Sector 2	Sector 3	Sector 4	V.Max
7	2:29.982	40.126	46.126	26.100	37.630	163.9	10	2:20.794	<b>39.321</b>	39.027	24.799	37.647	167.7
8	2:18.530	39.130	<b>37.946</b>	24.781	36.673	181.2	11	2:20.789	39.549	39.169	25.369	36.702	177.9
9	2:18.324	38.961	38.134	24.606	36.623	178.5	<b>27 RICCARDO MICHELIN</b> ITA						
10	2:17.962	39.169	38.206	<b>24.516</b>	36.071	181.2	MRE TALENT						
11	2:17.426	<b>38.736</b>	38.053	24.572	36.065	180.9	1	3:06.595	1:18.030	43.320	27.320	37.925	179.1
<b>19 LORENZO MOHEDANO</b> ESP							2	2:27.714	40.801	39.594	28.743	38.576	173.9
TCM TEAM							3	2:23.632	40.767	39.288	25.844	37.733	175.9
MIR RACING							4	2:24.781	41.173	39.693	26.307	37.608	171.7
1	3:17.656	1:29.226	40.795	28.231	39.404	173.4	5	2:22.770	39.879	39.132	25.967	37.792	175.9
2	<b>2:23.739</b>	<b>40.460</b>	39.695	25.514	38.070	175.0	6	2:26.133	41.228	41.288	26.479	37.138	182.1
3	2:25.764	41.656	40.477	<b>25.300</b>	38.331	168.7	7	2:22.468	39.866	39.338	25.890	37.374	178.5
4	2:23.860	40.641	<b>39.318</b>	25.840	38.061	168.0	8	2:26.029	39.980	40.283	26.872	38.894	172.0
5	2:25.277	41.296	39.936	25.691	38.354	168.7	9	2:20.723	39.514	38.733	25.521	36.955	180.0
6	2:32.458B	41.360	40.182	25.935	44.981	164.6	10	<b>2:20.564</b>	<b>39.459</b>	38.897	25.570	<b>36.638</b>	180.3
7	3:56.537	2:11.803	39.857	26.257	38.620	168.0	11	2:20.599	39.729	<b>38.728</b>	<b>25.425</b>	36.717	179.4
8	2:32.468	41.281	40.155	26.763	44.269	139.0	<b>29 ADRIAN MOLINA</b> ESP						
9	2:25.780	41.582	40.240	25.704	38.254	165.9	GV STRATOS BY GAS DONKEY						
10	2:24.552	41.199	39.452	25.869	<b>38.032</b>	166.2	1	2:44.057	56.633	42.455	27.176	37.793	172.8
<b>20 IKER RODRIGUEZ</b> ESP							2	2:22.335	40.481	39.121	25.158	37.575	175.6
IGAXTEAM							3	<b>2:20.830</b>	<b>39.828</b>	39.211	<b>24.933</b>	<b>36.858</b>	171.4
BEON							4	2:38.274B	41.936	42.856	25.652	47.830	167.4
1	3:17.127	1:24.167	44.474	28.826	39.660	172.2	5	4:52.929	2:57.278	51.529	26.551	37.571	169.0
2	2:23.843	41.794	39.472	26.009	36.568	182.1	6	<b>2:22.031</b>	40.225	<b>39.012</b>	25.185	37.609	172.0
3	2:21.989	40.785	39.118	25.657	36.429	179.4	<b>38 TOMMASO PIERONI</b> ITA						
4	<b>2:20.793</b>	40.275	38.773	<b>25.202</b>	36.543	181.5	AJEVO RACING TEAM						
5	2:21.892	40.965	<b>38.750</b>	25.273	36.904	175.9	BEON						
6	3:01.236	44.638	1:12.870	26.511	37.217	173.4	1	2:42.173	59.149	40.298	25.852	36.874	178.2
7	2:22.002	40.506	39.088	25.593	36.815	175.9	2	2:20.342	40.187	38.716	25.106	36.333	177.3
8	2:21.538	40.458	39.317	25.385	<b>36.378</b>	174.2	3	2:19.923	39.785	38.543	24.900	36.695	175.3
9	2:21.915	<b>39.798</b>	39.311	26.031	36.775	175.9	4	2:33.952	42.491	48.374	25.576	37.511	174.8
10	2:21.317	40.323	38.998	25.397	36.599	175.0	5	2:23.380	40.380	40.312	25.838	36.850	175.6
<b>25 JIMMY PRIMAUT</b> FRA							6	2:20.188	39.649	38.695	25.144	36.700	174.8
BS RACING							7	2:19.836	39.595	38.541	24.992	36.708	176.8
MIR RACING							8	2:19.865	39.924	38.341	24.942	36.658	178.2
1	2:56.946	1:01.660	44.764	27.186	43.336	149.6	9	2:19.313	39.256	38.339	25.121	36.597	177.3
2	2:23.209	40.281	39.548	25.718	37.662	175.9	10	<b>2:18.611</b>	<b>39.174</b>	38.343	<b>24.812</b>	<b>36.282</b>	176.8
3	2:27.355B	40.900	39.492	25.340	41.623	171.2	11	2:19.041	39.385	<b>38.297</b>	24.949	36.410	177.0
4	2:46.245	1:04.751	38.910	25.205	37.379	172.2	<b>43 LUIS M. LOPEZ</b> ESP						
5	2:21.024	40.045	38.472	25.184	37.323	172.8	CUNA DE CAMPEONES						
6	<b>2:20.975</b>	39.823	38.807	25.179	37.166	173.4	MIR RACING						
7	2:21.315	40.722	38.764	25.243	36.586	183.1	1	3:20.220	1:35.975	40.344	25.940	37.961	169.5
8	2:20.259	39.205	38.516	25.310	37.228	173.4	2	2:21.305	40.160	39.241	25.448	36.456	177.0
9	2:20.260	39.746	38.937	25.028	36.549	178.5	3	2:21.651	40.712	39.103	24.890	36.946	174.5
10	<b>2:18.331</b>	<b>39.091</b>	<b>38.055</b>	<b>24.646</b>	36.539	177.9	4	<b>2:19.743</b>	<b>39.735</b>	38.870	<b>24.690</b>	<b>36.448</b>	179.1
11	2:19.247	39.428	38.618	24.915	<b>36.286</b>	181.2	5	<b>2:22.889</b>	40.545	39.103	25.477	37.764	176.5
<b>26 ALBERTO ENRIQUEZ</b> ESP							6	2:22.366	40.637	39.264	25.003	37.462	169.0
CUNA DE CAMPEONES							7	2:21.123	40.436	38.895	24.830	36.962	175.6
MIR RACING							8	2:21.246	40.056	<b>38.834</b>	24.868	37.488	171.4
1	3:16.885	1:28.760	41.431	29.223	37.471	175.6	9	2:26.567B	40.071	39.145	25.033	42.318	169.8
2	2:20.505	39.900	38.686	25.285	36.634	179.1	10	<b>2:41.528</b>	58.678	39.474	25.256	38.120	167.7
3	2:27.866	41.453	38.889	30.175	37.349	171.2	11	2:22.786	40.618	39.311	25.157	37.700	168.2
4	2:20.148	39.671	38.947	24.940	<b>36.590</b>	177.6	<b>46 ALVARO LUCAS</b> ESP						
5	2:19.967	39.332	<b>38.486</b>	25.347	36.802	176.8	MRE TALENT						
6	2:21.192	40.135	39.135	24.857	37.065	170.9	BEON						
7	2:21.125	39.561	38.900	25.315	37.349	172.2	1	3:22.166	1:32.561	44.784	26.193	38.628	166.9
8	2:21.908	39.683	39.116	25.659	37.450	171.7							
9	<b>2:19.782</b>	39.638	38.640	<b>24.679</b>	36.825	174.2							



## Moto 4

# ESBK MOTORLAND ARAGÓN

## Entrenamiento Cronometrado

### Vuelta a vuelta

— Vuelta invalidada    ■ Mejor Personal    ■ Mejor de la sesión    B Cruzando por el pit lane

Vlt.	Tiempo	Sector 1	Sector 2	Sector 3	Sector 4	V.Max	Vlt.	Tiempo	Sector 1	Sector 2	Sector 3	Sector 4	V.Max
2	2:18.830	39.108	38.270	24.996	36.456	180.0	6	2:22.025	39.629	40.225	25.117	37.054	169.5
3	2:33.066 B	40.930	43.879	25.213	43.044	168.0	7	2:20.446	39.736	38.788	24.935	36.987	171.2
4	2:39.156	59.202	38.513	24.699	36.742	172.5	8	2:19.804	39.490	38.684	24.778	36.852	178.2
5	2:18.690	39.338	38.353	24.566	36.433	175.3	9	2:23.113	41.977	39.248	24.955	36.933	171.7
6	2:23.983	39.326	43.202	24.955	36.500	174.2	10	2:19.992	39.442	38.659	24.774	37.117	170.1
7	2:17.929	39.087	38.114	24.518	36.210	176.8	11	2:20.190	39.600	38.736	24.792	37.062	170.3
8	2:18.411	39.080	38.328	24.561	36.442	175.3							
9	2:19.123	39.237	38.225	24.861	36.800	175.0							
10	2:16.968	38.866	38.093	24.303	35.706	179.4							
11	2:18.982	39.412	38.200	25.042	36.328	175.0							

### 48 ANDRES GARCIA

ESP  
IGAXTEAM BEON

1	3:20.673	1:33.437	40.334	28.085	38.817	157.9
2	2:17.939	38.757	38.346	24.730	36.106	179.4
3	2:28.913	45.376	42.071	25.151	36.315	175.6
4	2:16.615	38.768	37.599	24.506	35.742	182.4
5	2:26.930	41.550	42.321	25.385	37.674	181.2
6	2:22.038	38.635	39.386	27.169	36.848	176.8
7	2:26.944	38.668	44.226	26.010	38.040	159.3
8	2:20.222	39.261	38.341	25.551	37.069	179.7
9	2:20.057	39.485	38.880	25.504	36.188	180.9
10	2:17.028	38.636	38.025	24.516	35.851	179.7
11	2:15.949	38.369	37.624	24.311	35.645	181.5

### 49 IZAN RODRIGUEZ

ESP  
ETG RACING BEON

1	3:54.911	2:11.766	40.056	25.823	37.266	175.6
2	2:18.414	39.423	38.002	24.283	36.706	173.6
3	2:16.791	38.696	37.708	23.882	36.505	173.6
4	2:48.816	38.656	1:08.665	24.679	36.816	172.8
5	2:18.264	38.972	37.971	24.562	36.759	173.6
6	2:16.972	38.596	37.790	24.059	36.527	173.9
7	2:16.521	38.490	37.712	23.965	36.354	175.0
8	2:19.824	38.729	39.621	25.249	36.225	179.4

### 55 MICHAEL L. SANCHEZ

USA  
AUSTIN RACING VHC LIQUI MOLY CORSE

1	3:16.363	1:27.459	42.432	28.590	37.882	181.2
2	2:20.243	40.024	38.658	25.353	36.208	179.4
3	2:26.108	42.489	40.165	26.141	37.313	174.5
4	2:19.260	39.110	38.407	25.309	36.434	178.5
5	2:28.579	39.402	46.376	25.347	37.454	175.0
6	2:19.475	39.020	38.603	25.318	36.534	174.2
7	2:30.161	40.165	46.755	25.713	37.528	163.4
8	2:18.535	39.209	38.387	24.690	36.249	180.9
9	2:18.081	39.140	38.209	24.706	36.026	179.4
10	2:18.082	39.399	38.124	24.648	35.911	182.1
11	2:17.329	38.852	37.964	24.790	35.723	180.0

### 57 MASON FOSTER

GBR  
BRP RACING

1	2:40.080	55.737	40.564	25.879	37.900	169.8
2	2:23.384	40.829	39.426	25.301	37.828	168.7
3	2:21.637	40.149	38.985	24.933	37.570	169.8
4	2:21.448	39.960	38.982	25.082	37.424	169.3
5	2:21.116	39.749	39.055	25.004	37.308	169.5

### 64 CARMELO BELLUZZO

ITA  
ETG RACING BEON

1	2:55.373	1:05.550	43.929	27.382	38.512	172.0
2	2:25.763	41.478	40.390	26.181	37.714	170.3
3	2:25.691	42.057	39.840	25.796	37.998	170.6
4	2:23.845	40.610	39.868	25.390	37.977	170.6
5	2:28.827	40.284	42.749	26.836	38.958	170.9
6	2:22.802	40.111	39.652	25.533	37.506	172.0
7	2:26.970	44.511	39.582	25.450	37.427	175.3
8	2:22.111	39.831	39.308	25.419	37.553	173.6
9	2:21.167	39.682	39.176	25.423	36.886	177.6
10	2:21.224	39.891	39.147	25.229	36.957	173.9
11	2:21.737	40.819	38.724	25.284	36.910	177.9

### 70 IAROSLAV KARPUSHIN

ESP  
AUSTIN RACING VHC LIQUI MOLY CORSE

1	3:16.213	1:28.233	41.744	28.613	37.623	180.6
2	2:20.430	39.774	39.002	25.100	36.554	176.5
3	2:26.082	41.785	40.148	27.079	37.070	177.6
4	2:19.104	38.890	38.687	24.949	36.578	177.6
5	2:28.299	39.398	46.691	25.720	36.490	179.4
6	2:19.589	38.737	38.946	25.001	36.905	175.0
7	2:32.736 B	40.528	42.703	26.324	43.181	171.4
8	2:43.010	1:01.629	39.295	24.962	37.124	174.8
9	2:19.436	39.305	38.262	24.987	36.882	174.5
10	2:18.562	39.098	38.124	24.533	36.807	176.8

### 76 IZAN IBAÑEZ

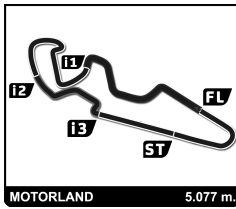
ESP  
SHM44 TEAM MIR RACING

1	2:44.645	59.834	41.096	26.318	37.397	178.5
2	2:21.454	40.172	39.039	25.380	36.863	176.8
3	2:21.120	39.929	39.063	25.086	37.042	172.5
4	2:20.517	39.910	38.745	24.967	36.895	173.4
5	2:19.580	39.267	38.572	25.173	36.568	177.0
6	2:20.541	39.719	39.026	24.899	36.897	172.2
7	2:20.681	39.733	38.794	25.035	37.119	173.1
8	2:21.771	39.819	38.949	25.328	37.675	172.8
9	2:21.257	40.121	38.805	25.016	37.315	172.2
10	2:28.384	40.017	38.788	32.527	37.052	172.8
11	2:20.434	39.612	38.864	24.998	36.960	172.8

### 77 JOEL MORA

ESP  
H43 - AP77 TEAM BEON

1	3:04.570	1:18.070	42.479	26.791	37.230	179.7
2	2:23.151	40.741	39.278	25.678	37.454	178.2
3	2:22.642	40.231	39.040	26.108	37.263	178.2
4	2:23.213	41.144	39.451	25.515	37.103	179.4
5	2:21.788	39.985	38.899	25.610	37.294	174.8
6	2:23.410	40.362	39.350	26.168	37.530	173.6
7	2:21.606	40.110	38.942	25.585	36.969	181.5



## Moto 4

### ESBK MOTORLAND ARAGÓN

#### Entrenamiento Cronometrado

Vuelta a vuelta

— Vuelta invalidada    ■ Mejor Personal    ■ Mejor de la sesión    B Cruzando por el pit lane

Vlt.	Tiempo	Sector 1	Sector 2	Sector 3	Sector 4	V.Max	Vlt.	Tiempo	Sector 1	Sector 2	Sector 3	Sector 4	V.Max
8	2:21.256	<b>39.846</b>	38.958	<b>25.175</b>	37.277	175.6							
9	2:21.836	39.909	39.456	25.510	36.961	178.2							
10	2:21.014	40.190	38.718	25.313	<b>36.793</b>	176.2							
11	<b>2:20.714</b>	39.879	<b>38.693</b>	25.254	36.888	175.3							

**88** **GONÇALO DE MELO** POR  
MIGUEL OLIVEIRA RACING TEAM BEON

1	3:01.170	1:13.752	42.475	27.169	37.774	176.5
2	2:24.766	40.773	39.827	26.319	37.847	173.9
3	2:24.379	41.108	39.502	25.992	37.777	173.6
4	2:23.659	41.622	39.339	25.732	<b>36.966</b>	176.5
5	2:23.205	40.316	39.337	25.902	37.650	175.0
6	2:22.655	40.128	39.191	25.759	37.577	174.5
7	2:22.395	40.057	39.089	25.532	37.717	174.5
8	2:22.440	40.079	39.177	25.646	37.538	175.0
9	2:24.063	40.964	39.448	25.812	37.839	173.6
10	2:22.303	40.627	39.050	25.619	37.007	177.3
11	<b>2:21.199</b>	<b>39.828</b>	<b>38.913</b>	<b>25.467</b>	36.991	177.3

**89** **ERIC RUZ** ESP  
SH44 TEAM MIR RACING

1	2:41.310	56.727	40.594	26.112	37.877	170.1
2	2:28.518B	41.345	39.069	25.532	42.572	170.1
3	3:13.959B	1:24.357	39.436	25.732	44.434	166.2
4	6:09.196	4:26.258	39.750	25.569	37.619	165.9
5	2:22.209	40.324	39.099	<b>25.229</b>	37.557	168.7
6	2:26.485B	40.172	39.132	25.329	41.852	168.7
7	2:42.357	56.167	40.353	25.895	39.942	151.9
8	<b>2:21.411</b>	40.111	<b>38.796</b>	25.297	<b>37.207</b>	171.2
9	2:22.556	<b>39.834</b>	39.013	26.143	37.566	167.2