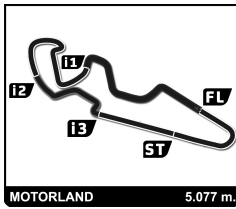


PreMoto3/Promo3 ESBK MOTORLAND ARAGÓN Carrera 2 Vuelta a vuelta

___ Vuelta invalidada ■ Mejor Personal ■ Mejor de la sesión B Cruzando por el pit lane

Vlt.	Tiempo	Sector 1	Sector 2	Sector 3	Sector 4	V.Max	Vlt.	Tiempo	Sector 1	Sector 2	Sector 3	Sector 4	V.Max	
4	RUBEN HURTADO ESP							10	2:09.918	36.954	35.687	23.792	33.485	198.2
	TCM TEAM						MIR RACING	11	2:09.274	36.107	35.736	24.143	33.288	194.9
							12	2:09.378	36.454	35.625	23.796	33.503	195.7	
	1	2:21.268	43.144	37.805	24.767	35.552	185.6	11 DAVID GONZALEZ ESP						
	2	2:17.287	38.378	37.542	25.116	36.251	181.5	CUNA DE CAMPEONES						
	3	2:16.798	38.732	37.486	24.955	35.625	182.1	MIR RACING						
	4	2:16.512	38.508	37.372	24.746	35.886	181.5	1	2:12.022	40.351	35.633	23.154	32.884	200.7
	5	2:17.169	38.365	37.653	24.930	36.221	178.2	2	2:05.498	35.094	34.593	23.002	32.809	203.4
	6	2:17.131	38.489	37.630	24.879	36.133	177.3	3	2:05.697	35.070	34.570	22.729	33.328	194.9
	7	2:16.749	38.409	37.602	24.775	35.963	180.0	4	2:05.905	35.022	34.793	22.815	33.275	192.9
	8	2:16.461	38.514	37.436	24.623	35.888	179.4	5	2:05.526	34.988	34.591	22.670	33.277	194.6
	9	2:17.437	38.478	37.716	24.911	36.332	177.3	6	2:05.880	34.990	34.666	22.728	33.496	192.5
	10	2:18.769	39.285	38.057	24.971	36.456	177.6	7	2:05.730	34.943	34.508	22.725	33.554	194.2
11	2:18.723	39.035	38.051	25.051	36.586	175.9	8	2:05.385	34.925	34.540	22.838	33.082	194.2	
12	2:37.939 B	39.739	41.052	27.507	49.641	156.1	9	2:05.586	34.946	34.555	22.850	33.235	194.9	
							10	2:05.743	35.049	34.808	22.731	33.155	196.0	
							11	2:05.675	35.158	34.664	22.707	33.146	197.4	
							12	2:05.996	35.206	34.779	22.894	33.117	197.8	
7	ENZO GIACOMINO FRA							13 MARINA NAVARRO ESP						
	JEG RACING BRS						BEON	TCM TEAM						
							MIR RACING	1	2:22.112	43.420	37.661	25.294	35.737	184.9
	1	2:16.183	40.899	36.685	24.966	33.633	196.4	2	2:16.462	38.185	37.958	24.913	35.406	187.8
	2	2:10.699	36.380	36.241	24.111	33.967	192.5	3	2:16.690	38.012	37.890	24.950	35.838	180.9
	3	2:11.112	36.891	36.167	23.855	34.199	191.2	4	2:16.486	38.095	37.308	25.009	36.074	179.4
	4	2:11.563	36.765	36.355	24.121	34.322	189.8	5	2:17.302	37.829	37.975	24.929	36.569	168.2
	5	2:12.866	37.787	36.273	24.388	34.418	189.1	6	2:16.554	37.941	37.514	24.921	36.178	178.2
	6	2:11.457	36.699	36.179	23.996	34.583	187.5	7	2:15.930	37.872	37.595	24.692	35.771	180.6
	7	2:11.404	36.912	36.157	24.253	34.082	190.5	8	2:16.415	38.103	37.584	24.874	35.854	181.5
	8	2:10.350	36.519	36.083	23.604	34.144	191.8	9	2:15.399	37.767	37.221	24.674	35.737	181.2
	9	2:10.471	36.720	35.970	23.645	34.136	193.2	10	2:15.864	37.825	37.458	24.781	35.800	180.6
	10	2:11.517	37.272	36.156	23.990	34.099	195.3	11	2:15.874	37.918	37.219	24.767	35.970	180.9
11	2:10.687	37.082	35.880	23.786	33.939	193.5	12	2:16.027	37.619	37.526	24.776	36.106	178.2	
12	2:11.540	37.196	36.140	23.917	34.287	187.8								
9	ELLIOT KASSIGIAN FRA							14 EDUARDO GUTIERREZ ESP						
	CUNA DE CAMPEONES						MIR RACING	SHM44 TEAM						
							BEON	1	2:10.328	38.717	35.492	23.258	32.861	207.7
	1	2:19.035	42.456	37.112	24.405	35.062	188.2	2	2:07.640	35.908	35.185	23.711	32.836	208.9
	2	2:13.061	37.619	36.927	23.923	34.592	188.2	3	2:06.023	35.423	35.068	22.918	32.614	203.8
	3	2:11.209	36.685	36.332	23.868	34.324	191.8	4	2:06.102	35.150	34.851	23.130	32.971	201.1
	4	2:12.506	36.857	36.549	24.333	34.767	191.5	5	2:07.011	35.446	35.377	23.317	32.871	200.4
	5	2:11.619	36.702	36.274	23.857	34.786	188.8	6	2:07.601	35.742	35.684	23.294	32.881	201.9
	6	2:12.266	37.249	36.069	24.193	34.755	185.2	7	2:06.937	35.529	35.168	23.285	32.955	203.4
	7	2:12.055	36.597	36.193	23.923	35.342	182.7	8	2:07.389	35.544	35.701	23.371	32.773	202.6
	8	2:12.502	36.983	36.569	23.791	35.159	182.7	9	2:07.168	35.734	35.410	23.195	32.829	201.5
	9	2:12.274	37.920	35.939	23.647	34.768	188.5	10	2:07.098	35.492	35.365	23.182	33.059	200.4
	10	2:11.994	37.145	36.342	23.899	34.608	184.9	11	2:07.916	36.313	35.562	23.156	32.885	203.8
11	2:10.799	36.432	35.978	23.911	34.478	190.5	12	2:07.471	36.002	35.274	23.173	33.022	201.9	
12	2:12.035	36.790	36.484	23.751	35.010	181.2								
10	AFONSO ALMEIDA PRT							15 MARTIM M. RAMOS PRT						
	MIGUEL OLIVEIRA RACING TEAM						BEON	TRT TEAM						
							BEON	1	2:11.490	38.937	36.077	23.577	32.899	204.5
	1	2:14.759	39.616	36.460	24.139	34.544	187.8	2	2:06.946	35.768	35.448	23.183	32.547	208.5
	2	2:09.973	37.414	35.714	23.700	33.145	197.1	3	2:06.884	35.963	35.059	23.354	32.508	203.0
	3	2:08.694	36.125	35.701	23.557	33.311	195.7	4	2:06.250	35.313	34.911	23.026	33.000	199.6
	4	2:09.788	36.954	35.669	23.558	33.607	192.5	5	2:06.267	35.342	34.904	23.107	32.914	201.1
	5	2:09.072	36.029	35.595	23.705	33.743	193.2	6	2:06.987	35.531	35.263	23.386	32.807	203.4
	6	2:08.936	36.131	35.538	23.654	33.613	192.2							
	7	2:08.880	36.027	35.642	23.742	33.469	192.9							
8	2:08.845	35.963	35.570	24.171	33.141	204.5								
9	2:09.441	36.665	35.613	23.806	33.357	201.1								



PreMoto3/Promo3
ESBK MOTORLAND ARAGÓN
Carrera 2
Vuelta a vuelta

— Vuelta invalidada ■ Mejor Personal ■ Mejor de la sesión B Cruzando por el pit lane

Vlt.	Tiempo	Sector 1	Sector 2	Sector 3	Sector 4	V.Max
7	2:06.866	35.705	35.009	23.413	32.739	206.5
8	2:07.028	35.764	35.219	23.265	32.780	201.1
9	2:07.326	35.831	35.188	23.181	33.126	196.0
10	2:07.061	35.522	35.031	23.199	33.309	197.4
11	2:07.243	35.906	35.022	23.042	33.273	198.2
12	2:07.057	35.898	34.987	23.405	32.767	201.9

16 **JOEL PONS** ESP
CUNA DE CAMPEONES MIR RACING

Vlt.	Tiempo	Sector 1	Sector 2	Sector 3	Sector 4	V.Max
1	2:19.144	42.741	36.992	24.708	34.703	191.8
2	2:12.532	37.389	36.240	24.031	34.872	189.1
3	2:11.070	36.551	36.517	23.963	34.039	195.3
4	2:12.495	37.138	36.761	23.787	34.809	187.2
5	2:12.138	36.625	36.258	23.974	35.281	180.9
6	2:12.599	36.747	36.193	24.109	35.550	180.3
7	2:11.609	36.789	36.153	23.816	34.851	187.8
8	2:12.603	37.389	36.272	24.057	34.885	183.4
9	2:12.265	36.829	36.234	24.013	35.189	182.4
10	2:12.577	37.384	36.609	23.945	34.639	189.5
11	2:11.620	36.881	36.064	23.680	34.995	185.6
12	2:11.205	36.432	35.867	23.995	34.911	190.8

17 **PEDRO ALOMAR** ESP
IGAXTEAM BEON

Vlt.	Tiempo	Sector 1	Sector 2	Sector 3	Sector 4	V.Max
1	2:10.329	38.124	35.415	23.427	33.363	197.4
2	2:07.583	36.177	35.121	23.339	32.946	207.7
3	2:05.550	35.287	34.961	22.812	32.490	203.0
4	2:06.578	35.073	34.923	23.195	33.387	191.2
5	2:07.147	35.951	35.224	23.223	32.749	199.3
6	2:07.422	35.821	35.277	23.027	33.297	194.9
7	2:06.807	35.440	35.063	23.303	33.001	196.7
8	2:07.298	35.612	35.147	23.322	33.217	194.9
9	2:07.289	35.957	34.918	23.080	33.334	192.2
10	2:07.357	35.935	35.265	23.213	32.944	200.4
11	2:07.135	36.148	35.074	22.851	33.062	202.6
12	2:07.291	35.491	35.189	23.252	33.359	196.4

20 **LUCAS MOHEDANO** ESP
TCM TEAM MIR RACING

Vlt.	Tiempo	Sector 1	Sector 2	Sector 3	Sector 4	V.Max
1	2:23.610	44.071	38.188	25.624	35.727	184.0

21 **MATHIS FARGIER** FRA
MT RACING

Vlt.	Tiempo	Sector 1	Sector 2	Sector 3	Sector 4	V.Max
1	2:16.497	41.106	36.551	24.500	34.340	191.2
2	2:11.191	36.516	36.226	24.020	34.429	191.8
3	2:12.706	37.144	36.267	24.545	34.750	184.3
4	2:11.437	36.665	36.114	24.144	34.514	189.8
5	2:12.725	37.112	36.567	24.309	34.737	185.6
6	2:11.995	36.841	36.546	23.908	34.700	186.9
7	2:11.818	36.662	36.221	24.194	34.741	189.1
8	2:12.274	36.835	36.455	24.253	34.731	188.5
9	2:13.295	37.046	36.701	24.425	35.123	185.9
10	2:12.667	37.415	36.697	23.970	34.585	188.5
11	2:12.430	37.148	36.405	24.235	34.642	188.2
12	2:12.757	36.825	36.570	24.177	35.185	188.2

22 **ALEJANDRA FERNANDEZ** ESP
CUNA DE CAMPEONES MIR RACING

Vlt.	Tiempo	Sector 1	Sector 2	Sector 3	Sector 4	V.Max
1	2:17.159	41.585	37.030	24.128	34.416	193.2
2	2:12.898	37.541	36.846	24.018	34.493	188.2
3	2:11.607	36.673	36.329	23.631	34.974	180.0
4	2:11.058	36.623	36.123	23.543	34.769	181.8
5	2:11.870	36.494	36.426	24.331	34.619	189.1
6	2:11.935	37.043	36.577	23.883	34.432	185.9
7	2:11.879	36.518	36.494	24.239	34.628	188.2
8	2:12.307	36.999	36.366	24.297	34.645	186.2
9	2:13.271	37.174	36.643	24.431	35.023	187.2
10	2:12.600	37.060	36.499	23.711	35.330	178.8
11	2:12.524	37.597	36.062	24.326	34.539	185.6
12	2:12.804	36.936	36.428	24.329	35.111	189.1

23 **MIGUEL RODRIGUEZ** ESP
CUNA DE CAMPEONES MIR RACING

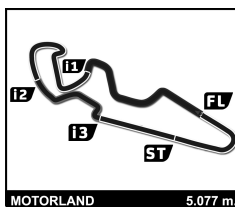
Vlt.	Tiempo	Sector 1	Sector 2	Sector 3	Sector 4	V.Max
1	2:18.314	42.243	37.074	24.288	34.709	191.2
2	2:12.257	36.867	36.646	24.048	34.696	194.2
3	2:11.883	36.949	36.364	24.037	34.533	192.2
4	2:13.173	36.982	36.564	24.257	35.370	186.2
5	2:11.649	36.650	36.249	23.840	34.910	184.6
6	2:12.533	37.056	36.160	24.234	35.083	181.5
7	2:11.846	36.850	36.106	24.163	34.727	188.5
8	2:12.807	37.793	36.393	23.821	34.800	190.1
9	2:11.951	36.961	36.330	23.746	34.914	183.7
10	2:12.575	37.125	36.455	24.217	34.778	185.6

25 **JESUS TORRES** ESP
CUNA DE CAMPEONES MIR RACING

Vlt.	Tiempo	Sector 1	Sector 2	Sector 3	Sector 4	V.Max
1	2:18.654	43.028	37.009	24.240	34.377	193.2
2	2:11.566	36.899	36.644	23.862	34.161	196.7
3	2:11.869	37.080	36.298	23.917	34.574	187.8
4	2:10.549	36.751	35.877	23.522	34.399	189.1
5	2:11.624	36.737	36.307	23.934	34.646	190.1
6	2:11.822	36.702	36.445	23.879	34.796	184.9
7	2:10.675	36.369	36.049	23.740	34.517	188.2
8	2:10.379	36.306	36.009	23.585	34.479	186.5
9	2:10.756	36.515	36.015	23.642	34.584	186.5
10	2:10.735	36.750	36.022	23.573	34.390	186.9
11	2:10.971	36.521	36.288	23.554	34.608	186.2
12	2:10.530	36.672	35.994	23.744	34.120	190.1

26 **REMY SANJUAN** FRA
MÉCA PROJETS TEAM ADO BEON

Vlt.	Tiempo	Sector 1	Sector 2	Sector 3	Sector 4	V.Max
1	2:12.639	39.174	35.912	24.213	33.340	204.9
2	2:09.380	36.486	35.485	23.810	33.599	204.2
3	2:08.633	36.165	35.427	23.699	33.342	200.7
4	2:09.370	35.985	35.765	23.779	33.841	194.6
5	2:09.293	36.231	35.587	23.711	33.764	197.4
6	2:09.884	36.268	36.172	23.826	33.618	199.3
7	2:10.101	36.365	36.012	23.900	33.824	197.8
8	2:09.558	36.206	35.968	23.811	33.573	197.1
9	2:09.480	36.489	35.615	23.769	33.607	198.9
10	2:09.865	36.233	36.054	23.998	33.580	199.3
11	2:09.202	36.369	35.527	23.678	33.628	199.3



PreMoto3/Promo3

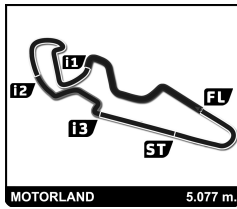
ESBK MOTORLAND ARAGÓN

Carrera 2

Vuelta a vuelta

— Vuelta invalidada ■ Mejor Personal ■ Mejor de la sesión B Cruzando por el pit lane

Vlt.	Tiempo	Sector 1	Sector 2	Sector 3	Sector 4	V.Max	Vlt.	Tiempo	Sector 1	Sector 2	Sector 3	Sector 4	V.Max	
28	VALENTIN PERRONE	ARG						3	2:05.836	35.432	34.750	22.746	32.908	201.9
CUNA DE CAMPEONES							4	2:06.854	35.480	34.938	23.264	33.172	200.7	
1 2:17.228 41.700 37.007 24.382 34.139 195.7							5	2:06.896	35.699	34.987	23.126	33.084	196.7	
2 2:11.914 37.294 36.234 23.837 34.549 184.9							35 MIGUEL BERNAL ESP							
3 2:10.623 36.512 35.899 23.686 34.526 183.1							CORSE FACTORY RACING TEAM CORSE							
4 2:11.210 36.563 36.081 23.896 34.670 183.1							1	2:15.217	40.593	36.473	23.941	34.210	189.5	
5 2:11.605 36.580 36.134 23.814 35.077 182.7							2	2:10.141	36.309	35.999	23.678	34.155	192.5	
6 2:11.535 36.747 36.096 24.010 34.682 183.7							3	2:10.692	36.548	36.024	23.567	34.553	187.5	
7 2:11.322 36.863 36.038 23.754 34.667 183.4							4	2:11.115	36.456	36.182	23.665	34.812	184.3	
8 2:10.340 36.594 36.017 23.718 34.011 188.8							5	2:11.845	36.473	36.364	23.867	35.141	183.1	
9 2:10.869 36.870 35.922 24.151 33.926 190.8							6	2:12.031	36.688	36.543	23.773	35.027	182.7	
10 2:11.404 37.100 36.269 23.811 34.224 185.9							7	2:11.884	36.757	36.440	23.784	34.903	184.0	
11 2:11.054 36.857 36.303 23.566 34.328 186.5							8	2:11.646	36.648	36.304	23.942	34.752	184.6	
12 2:10.926 36.673 36.035 24.051 34.167 189.5							9	2:11.361	36.594	36.091	23.732	34.944	184.6	
29	RANDY TRUCHOT	FRA						10	2:11.839	36.958	36.249	23.741	34.891	184.9
BS RACING BEON							11	2:10.690	36.476	35.920	23.772	34.522	186.5	
1 2:22.345 44.171 38.306 25.809 34.059 192.9							12	2:11.472	37.196	36.047	23.994	34.235	189.5	
2 2:14.223 37.510 37.717 25.033 33.963 193.9							44 MARK PEREZ ESP							
3 2:13.590 37.289 37.163 24.761 34.377 192.5							CUNA DE CAMPEONES MIR RACING							
4 2:13.849 37.533 37.171 24.756 34.389 191.5							1	2:12.746	39.867	35.806	23.875	33.198	205.3	
5 2:14.924 37.834 37.645 24.967 34.478 190.5							2	2:09.358	36.084	35.191	23.729	34.354	195.7	
6 2:15.180 38.573 37.171 24.766 34.670 189.5							3	2:08.636	36.259	35.351	23.778	33.248	201.5	
7 2:14.048 37.469 37.415 24.899 34.265 192.9							4	2:09.500	36.130	35.421	23.643	34.306	193.9	
8 2:12.985 37.121 36.918 24.757 34.189 193.2							5	2:09.272	36.237	35.446	23.821	33.768	196.7	
9 2:12.939 37.248 36.904 24.692 34.095 192.9							6	2:09.922	36.173	35.794	23.768	34.187	193.5	
10 2:13.660 37.351 37.040 24.872 34.397 192.5							7	2:10.023	36.304	35.853	24.093	33.773	200.0	
11 2:13.458 37.104 37.211 24.876 34.267 192.5							8	2:09.524	36.222	35.723	24.147	33.432	203.0	
12 2:13.095 37.007 37.052 24.639 34.397 191.2							9	2:09.635	36.767	35.650	23.815	33.403	204.2	
32	MARCOS LUDEÑA	ESP						10	2:09.779	36.927	35.698	23.768	33.386	203.8
SHM44 TEAM MIR RACING							11	2:09.673	36.350	36.459	23.581	33.283	200.7	
1 2:17.041 41.272 37.211 24.466 34.092 191.5							12	2:08.913	36.053	35.763	23.741	33.356	197.4	
2 2:12.917 37.578 36.758 24.082 34.499 189.8							45 ALEX LONGARELA ESP							
3 2:12.307 37.103 36.427 24.210 34.567 186.2							IGAXTEAM BEON							
4 2:18.941 B 36.909 38.395 24.202 39.435 192.9							1	2:10.398	38.001	35.426	23.718	33.253	196.4	
5 4:24.316 2:47.575 37.867 24.327 34.547 185.9							2	2:07.269	35.745	34.988	23.095	33.441	198.9	
6 2:11.834 36.622 36.799 24.040 34.373 188.2							3	2:05.954	35.396	34.715	23.013	32.830	200.0	
7 2:10.545 36.399 36.554 23.724 33.868 192.5							4	2:06.554	35.346	34.894	23.403	32.911	204.2	
8 2:09.631 36.151 35.810 23.728 33.942 193.2							5	2:07.075	35.465	35.042	23.135	33.433	192.5	
9 2:09.986 36.370 36.129 23.558 33.929 189.5							6	2:07.403	35.889	35.234	23.110	33.170	196.7	
10 2:10.278 36.492 36.057 23.599 34.130 189.1							7	2:06.827	35.245	35.136	23.107	33.339	196.4	
11 2:09.411 35.981 35.749 23.500 34.181 187.2							8	2:07.334	35.430	35.221	23.495	33.188	198.2	
33	ENZO HOARAU	FRA						9	2:07.139	35.339	35.016	23.162	33.622	192.5
BS RACING BEON							10	2:07.475	35.845	35.310	23.453	32.867	201.9	
1 2:11.288 38.615 36.091 23.447 33.135 196.7							11	2:07.818	36.213	35.299	22.978	33.328	195.3	
2 2:06.997 35.586 35.274 23.509 32.628 204.5							12	2:06.583	35.829	34.970	22.954	32.830	200.0	
3 2:07.342 35.885 35.034 23.394 33.029 199.3							54 JESUS RIOS ESP							
4 2:06.890 35.385 35.223 23.383 32.899 198.5							MRE TALENT BEON							
34	EITAN G. GRAS	URY						1	2:10.260	37.900	35.449	23.373	33.538	193.5
QRG MOTORRACIN BEON							2	2:07.215	35.643	34.985	23.204	33.383	195.7	
1 2:10.500 38.217 35.507 23.541 33.235 201.1							3	2:05.858	35.311	34.653	22.711	33.183	198.9	
2 2:06.990 35.989 34.981 23.070 32.950 203.4							4	2:06.446	35.434	34.696	22.984	33.332	194.9	
							5	2:06.813	35.193	35.117	23.037	33.466	193.9	
							6	2:06.553	35.243	34.823	23.077	33.410	193.5	



PreMoto3/Promo3
ESBK MOTORLAND ARAGÓN
Carrera 2
Vuelta a vuelta

— Vuelta invalidada ■ Mejor Personal ■ Mejor de la sesión B Cruzando por el pit lane

Vlt.	Tiempo	Sector 1	Sector 2	Sector 3	Sector 4	V.Max	Vlt.	Tiempo	Sector 1	Sector 2	Sector 3	Sector 4	V.Max							
7	2:06.435	35.200	34.769	23.068	33.398	195.3	4	2:20.821	39.202	38.693	25.851	37.075	171.7							
8	2:06.422	35.315	34.823	23.025	33.259	194.2	5	2:20.766	39.189	38.622	25.866	37.089	172.5							
9	2:06.735	35.352	34.840	23.103	33.440	194.9	6	2:21.913	40.054	38.845	25.881	37.133	171.7							
10	2:07.169	35.566	35.049	23.192	33.362	197.1	7	2:21.145	39.316	38.907	25.857	37.065	171.2							
11	2:07.774	35.937	35.236	23.219	33.382	196.7	8	2:21.245	39.949	38.697	25.728	36.871	172.2							
12	2:07.762	35.755	35.144	23.422	33.441	194.9	9	2:21.121	39.385	39.048	25.816	36.872	172.5							
65 IZAN CURIA ESP							10 2:20.359 39.259 38.654 25.532 36.914 175.0													
TEMA CURIA / SEMILLAS AZTECA BEON							11 2:21.124 39.782 38.529 25.896 36.917 173.1													
1	2:13.653	40.073	36.147	24.103	33.330	198.5	78 HENRI MIGNOT FRA													
2	2:08.231	35.862	35.157	23.871	33.341	203.0	JEG RACING BRS BEON													
3	2:07.724	35.898	35.367	23.302	33.157	195.7	1	2:14.880	40.250	37.385	23.665	33.580	194.6							
4	2:08.167	35.833	35.318	23.637	33.379	193.9	2	2:09.707	36.377	35.909	23.472	33.949	194.2							
5	2:08.178	35.720	35.509	23.480	33.469	193.9	3	2:08.974	36.457	35.750	23.444	33.323	197.4							
6	2:09.104	36.127	35.908	23.488	33.581	191.8	4	2:10.413	37.315	35.800	23.422	33.876	192.9							
7	2:09.030	36.154	36.017	23.473	33.386	195.3	5	2:09.727	36.159	35.765	23.380	34.423	191.2							
8	2:09.306	36.530	35.693	23.583	33.500	193.9	6	2:09.844	36.279	35.768	23.514	34.283	190.5							
9	2:10.098	36.572	35.806	24.001	33.719	193.2	7	2:09.949	36.231	36.079	23.496	34.143	192.9							
10	2:10.627	36.497	36.357	24.062	33.711	193.9	8	2:09.518	36.139	35.950	23.406	34.023	191.8							
11	2:10.509	36.708	36.106	23.807	33.888	193.9	9	2:09.619	36.256	35.817	23.461	34.085	192.9							
12	2:08.944	36.050	35.716	23.713	33.465	193.5	10	2:10.016	36.201	36.149	23.589	34.077	192.9							
66 MANDINE QUENTIN FRA							11 2:10.591 36.549 35.998 23.696 34.348 192.9													
MAD RACING TEAM BEON							12 2:11.200 36.612 36.325 23.863 34.400 189.8													
1	2:19.085	42.791	37.343	24.890	34.061	197.1	98 MIKA SIEBRATH DEU													
2	2:11.677	36.850	36.532	24.514	33.781	196.4	CUNA DE CAMPEONES MIR RACING													
3	2:11.749	36.989	36.367	24.147	34.246	191.5	1	2:17.962	42.109	36.852	24.388	34.613	189.1							
4	2:11.468	37.090	36.440	23.939	33.999	193.9	2	2:12.763	37.297	36.663	24.369	34.434	191.8							
5	2:10.646	36.820	36.131	23.949	33.746	198.2	3	2:12.117	37.229	36.548	24.005	34.335	189.8							
6	2:10.946	36.633	36.463	23.903	33.947	191.2	4	2:13.055	36.954	36.470	24.464	35.167	187.8							
7	2:10.433	36.445	36.185	24.233	33.570	196.0	5	2:12.615	37.492	36.341	23.905	34.877	183.4							
8	2:09.811	36.237	36.316	23.815	33.443	197.8	6	2:12.065	37.110	36.258	23.862	34.835	183.4							
9	2:10.404	36.742	35.946	24.008	33.708	197.8	7	2:11.979	37.270	36.123	23.837	34.749	182.7							
10	2:11.993	37.319	36.368	24.500	33.806	191.5	8	2:13.660	38.336	36.716	23.910	34.698	183.7							
11	2:11.408	36.751	36.609	24.228	33.820	194.2	9	2:12.766	37.146	36.331	24.444	34.845	186.2							
12	2:10.527	36.484	35.992	24.261	33.790	190.8	10	2:12.531	37.303	36.239	24.016	34.973	181.2							
71 CARLOS CANO ESP							11 2:12.809 37.392 36.280 23.930 35.207 180.9													
H43 TEAM-NOBBY BEON							12 2:13.704 37.456 36.555 24.033 35.660 177.6													
1	2:11.203	38.452	35.894	23.418	33.439	198.2	1							2:23.798	43.688	38.377	25.563	36.170	177.3	
2	2:06.824	35.714	35.282	23.121	32.707	204.2	2							2:20.447	38.953	38.879	25.958	36.657	176.2	
3	2:07.298	35.510	35.095	23.293	33.400	197.1	3							2:20.676	39.216	38.904	25.743	36.813	173.1	
4	2:07.086	35.513	35.271	23.087	33.215	196.0														
5	2:09.559	36.632	35.860	23.305	33.762	190.5														
6	2:08.750	35.847	35.508	23.442	33.953	188.8														
7	2:08.659	35.830	35.622	23.419	33.788	190.5														
8	2:08.621	35.864	35.634	23.368	33.755	190.5														
9	2:09.358	35.888	35.713	23.685	34.072	189.1														
10	2:09.072	35.947	35.724	23.428	33.973	189.1														
11	2:09.042	36.137	35.621	23.419	33.865	190.8														
12	2:09.766	35.989	35.797	23.734	34.246	187.8														
72 GUILHERME PAULINO FERNANDES BRA																				
RXP MIR RACING MIR RACING																				