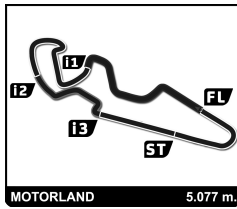


PreMoto3/Promo3
ESBK MOTORLAND ARAGÓN
Entrenamiento Libre 1
Vuelta a vuelta

___ Vuelta invalidada ■ Mejor Personal ■ Mejor de la sesión B Cruzando por el pit lane

Vlt.	Tiempo	Sector 1	Sector 2	Sector 3	Sector 4	V.Max	Vlt.	Tiempo	Sector 1	Sector 2	Sector 3	Sector 4	V.Max		
4	RUBEN HURTADO	ESP						6	2:09.297	36.198	35.894	24.294	32.911	206.9	
	TCM TEAM	MIR RACING						7	2:20.548 B	38.620	37.862	24.743	39.323	197.4	
1	6:23.039	4:29.666	44.751	28.977	39.645	173.1	8	10:18.545	8:41.097	38.432	25.761	33.255	206.1		
2	2:21.367	40.151	38.928	25.689	36.599	189.1	9	2:16.480 B	36.229	36.209	24.240	39.802	203.0		
3	2:27.453 B	39.302	38.650	25.638	43.863	188.2	10	3:59.531	2:26.505	36.309	23.925	32.792	208.9		
4	3:00.808 B	1:07.992	38.915	27.232	46.669	163.9	11	2:09.078	36.345	35.920	23.901	32.912	206.9		
5	3:52.553	2:12.541	38.820	25.420	35.772	190.8	12	2:09.990	36.518	36.218	24.113	33.141	205.3		
6	2:17.104	38.771	37.827	24.971	35.535	187.5									
7	2:16.618	38.599	37.772	24.735	35.512	186.9									
8	2:17.120	38.555	37.895	24.926	35.744	186.9									
9	2:16.662	38.541	37.620	24.872	35.629	188.8									
10	2:16.654	38.617	37.644	24.890	35.503	188.5									
11	2:16.872	38.454	37.743	24.876	35.799	188.2									
12	2:17.092	38.634	37.800	24.816	35.842	187.2									
13	2:18.279	38.373	38.982	25.167	35.757	187.8									
7	ENZO GIACOMINO	FRA						11	DAVID GONZALEZ	ESP					
	JEG RACING BRS	BEON							CUNA DE CAMPEONES	MIR RACING					
1	2:31.894	48.249	39.258	26.253	38.134	196.7	1	3:17.013	1:42.349	36.822	24.411	33.431	202.2		
2	2:29.184	38.039	37.531	39.368	34.246	201.5	2	2:07.634	35.776	35.543	23.404	32.911	205.3		
3	2:13.658	38.077	37.334	24.349	33.898	201.1	3	2:07.118	35.495	35.217	23.376	33.030	201.9		
4	2:14.463	37.493	37.041	25.776	34.153	203.8	4	2:07.232	35.565	35.304	23.486	32.877	203.8		
5	2:13.116	37.520	37.093	24.546	33.957	200.4	5	2:06.410	35.319	35.100	23.085	32.906	206.9		
6	2:12.977	37.643	37.169	24.362	33.803	202.6	6	2:16.339 B	35.640	35.546	23.898	41.255	200.7		
7	2:42.607 B	57.137	38.167	25.540	41.763	196.7	7	6:31.551	4:59.885	35.583	23.217	32.866	203.8		
8	7:41.745	6:05.548	37.257	24.769	34.171	202.6	8	2:05.771	35.183	34.790	23.143	32.655	204.5		
9	2:12.469	37.328	36.937	24.303	33.901	200.4	9	2:06.115	35.326	34.954	23.045	32.790	204.2		
10	2:12.080	37.357	36.808	24.215	33.700	202.6	10	2:05.734	35.287	34.861	22.913	32.673	206.9		
11	2:12.771	37.291	37.192	24.577	33.711	202.2	11	2:12.150	36.050	35.736	27.407	32.957	203.4		
12	2:12.646	37.136	36.832	24.435	34.243	201.1	12	2:06.599	35.635	35.089	23.258	32.617	207.7		
13	2:11.748	36.846	36.626	24.530	33.746	204.9	13	2:05.412	34.998	34.993	23.098	32.323	208.5		
							14	2:05.376	35.118	34.746	23.006	32.506	206.1		
9	ELLIOT KASSIGIAN	FRA						13	MARINA NAVARRO	ESP					
	CUNA DE CAMPEONES	MIR RACING							TCM TEAM	MIR RACING					
1	3:21.053	1:40.828	39.090	25.195	35.940	185.2	1	3:59.233	2:09.355	43.734	28.065	38.079	182.7		
2	2:16.323	38.285	37.573	25.087	35.378	187.8	2	2:25.076	41.116	40.027	26.789	37.144	185.9		
3	2:14.624	37.550	37.309	24.613	35.152	188.8	3	2:19.735	39.277	38.919	25.957	35.582	188.2		
4	2:14.742	37.666	37.375	24.385	35.316	186.2	4	2:21.746	39.347	40.618	26.232	35.549	188.8		
5	2:30.921 B	37.901	41.960	25.355	45.705	184.9	5	2:18.706	39.055	38.479	25.538	35.634	188.2		
6	4:24.766	2:46.629	37.977	24.830	35.330	186.2	6	2:18.445	39.047	38.409	25.295	35.694	193.9		
7	2:14.909	37.795	37.491	24.529	35.094	187.5	7	2:19.157	39.152	38.961	25.669	35.375	190.1		
8	2:31.377	53.158	37.976	24.932	35.311	187.5	8	2:16.991	38.179	38.042	25.285	35.485	188.2		
9	2:14.465	37.817	37.378	24.309	34.961	188.5	9	2:17.553	38.509	38.453	25.283	35.308	187.2		
10	2:13.860	37.631	37.213	24.153	34.863	188.8	10	2:29.902 B	40.677	39.856	25.758	43.611	187.2		
11	2:13.335	37.400	37.023	24.057	34.855	188.8	11	3:35.661	1:54.589	39.545	25.804	35.723	189.8		
12	2:13.517	37.465	37.091	24.248	34.713	192.9	12	2:17.070	38.664	38.254	25.112	35.040	191.8		
13	2:13.935	37.269	37.388	24.194	35.084	188.5	13	2:20.101	38.477	39.784	26.111	35.729	191.2		
14	2:45.319	37.428	37.629	40.487	49.775	190.5	14	2:17.796	38.651	37.951	25.452	35.742	189.8		
10	AFONSO DUARTE	POR						14	EDUARDO GUTIERREZ	ESP					
	MIGUEL OLIVEIRA RACING TEAM	BEON							SHM44 TEAM	BEON					
1	2:43.962	1:03.323	37.990	28.428	34.221	200.7	1	3:06.735	1:17.138	37.740	29.687	42.170	146.1		
2	2:10.641	36.977	36.438	24.098	33.128	204.2	2	2:17.239	37.859	38.911	24.477	35.992	204.5		
3	2:09.579	36.348	36.108	24.003	33.120	207.7	3	2:10.777	36.816	36.201	24.217	33.543	202.2		
4	2:10.536	36.285	36.308	24.172	33.771	206.1	4	2:10.044	36.313	36.011	23.723	33.997	200.4		
5	2:10.253	36.398	36.623	24.229	33.003	205.7	5	2:12.671	36.457	37.015	24.497	34.702	190.8		
							6	2:13.139	36.599	37.346	25.001	34.193	193.9		
							7	2:12.739	37.874	36.888	24.129	33.848	200.0		
							8	2:10.429	36.221	36.446	23.935	33.827	199.6		
							9	2:19.806 B	37.408	37.312	24.130	40.956	193.5		
							10	9:25.629	7:50.800	36.662	24.288	33.879	200.4		
							11	2:09.417	36.397	36.169	23.583	33.268	206.5		
							12	2:09.989	36.327	36.336	23.713	33.613	206.5		
							13	2:13.857	36.578	38.469	24.360	34.450	197.8		

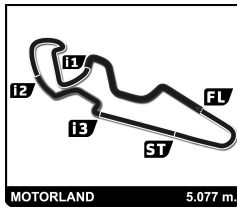


PreMoto3/Promo3 ESBK MOTORLAND ARAGÓN Entrenamiento Libre 1

Vuelta a vuelta

___ Vuelta invalidada ■ Mejor Personal ■ Mejor de la sesión B Cruzando por el pit lane

Vlt.	Tiempo	Sector 1	Sector 2	Sector 3	Sector 4	V.Max	Vlt.	Tiempo	Sector 1	Sector 2	Sector 3	Sector 4	V.Max
15	MARTIM M. RAMOS					POR	6	2:16.516 B	36.168	35.975	23.471	40.902	199.6
	TRT TEAM					BEON	7	8:54.904	7:20.092	36.361	24.261	34.190	201.5
1	2:26.382	48.378	39.002	25.106	33.896	205.3	8	2:08.380	35.817	35.605	23.621	33.337	202.2
2	2:11.919	37.194	36.664	24.158	33.903	199.6	9	2:07.938	35.596	35.618	23.211	33.513	203.8
3	2:10.813	36.898	36.358	23.933	33.624	203.0	10	2:08.357	35.671	36.054	23.306	33.326	201.9
4	2:13.992	36.637	36.441	25.420	35.494	197.8	11	2:08.800	35.652	35.406	23.984	33.758	201.1
5	2:16.944	37.803	41.259	24.374	33.508	206.9	12	2:07.982	35.692	35.375	23.272	33.643	201.5
6	2:09.537	36.488	36.349	23.747	32.953	205.3	13	3:09.575 B	50.296	47.344	35.188	56.747	126.3
7	2:11.417	37.300	36.811	24.200	33.106	207.7							
8	2:10.315	36.807	36.331	24.137	33.040	206.9							
9	2:19.767 B	37.119	36.551	24.897	41.200	191.8							
10	6:02.367	4:27.051	36.615	25.379	33.322	208.1							
11	2:09.604	36.498	36.122	24.065	32.919	207.3							
12	2:10.740	36.851	36.276	24.082	33.531	203.0							
13	2:12.573	36.979	36.981	24.583	34.030	201.9							
14	2:10.121	36.795	36.117	23.861	33.348	203.4							
15	2:10.480	36.672	36.377	23.986	33.445	203.4							
16	JOEL PONS					ESP							
	CUNA DE CAMPEONES					MIR RACING							
1	3:37.093	1:57.941	38.711	24.917	35.524	189.1							
2	2:37.451 B	38.057	41.160	32.238	45.996	166.9							
3	4:34.836	2:57.082	37.864	24.621	35.269	188.8							
4	2:13.599	37.439	36.928	24.407	34.825	189.5							
5	2:12.181	36.827	36.538	24.381	34.435	191.8							
6	2:19.388 B	37.570	36.925	24.595	40.298	189.5							
7	5:59.689	4:22.260	37.587	24.568	35.274	187.5							
8	2:13.715	37.269	36.928	24.272	35.246	186.2							
9	2:13.664	36.913	37.151	24.367	35.233	186.9							
10	2:14.439	38.297	36.751	24.140	35.251	186.9							
11	2:13.100	37.099	36.954	24.293	34.754	191.5							
12	2:12.444	37.488	36.551	23.837	34.568	193.9							
13	2:11.568	36.566	36.860	23.843	34.299	194.9							
17	PEDRO ALOMAR					ESP							
	IGAXTEAM					BEON							
1	2:44.678	1:09.584	37.812	24.227	33.055	206.9							
2	2:07.858	35.800	35.769	23.370	32.919	203.8							
3	2:07.519	35.937	35.541	23.342	32.699	206.5							
4	2:08.442	35.778	35.860	24.206	32.598	210.5							
5	2:11.412	35.898	38.924	23.815	32.775	213.4							
6	2:08.050	35.996	36.004	23.445	32.605	207.3							
7	2:07.415	35.846	35.697	23.185	32.687	207.7							
8	2:07.660	35.748	35.747	23.419	32.746	205.7							
9	2:19.808 B	38.492	37.324	24.032	39.960	198.2							
10	7:06.006	5:32.561	36.704	23.572	33.169	203.4							
11	2:19.096 B	35.724	37.808	24.696	40.868	194.6							
12	6:51.889	5:17.726	37.451	23.778	32.934	206.5							
18	PABLO OLIVARES					ESP							
	GMFUEL VRC TEAM					MIR RACING							
1	2:11.586	36.255	37.247	24.153	33.931	199.3							
2	2:09.172	36.076	35.914	23.538	33.644	200.4							
3	2:08.152	35.759	35.514	23.393	33.486	200.4							
4	2:08.761	35.695	36.051	23.425	33.590	199.6							
5	2:07.816	35.701	35.592	23.187	33.336	200.0							
19	MARTIN MORALES					ESP							
	TRT TEAM					BEON							
1	2:16.516	36.168	35.975	23.471	40.902	199.6							
2	2:11.919	37.194	36.664	24.158	33.903	199.6							
3	2:10.813	36.898	36.358	23.933	33.624	203.0							
4	2:13.992	36.637	36.441	25.420	35.494	197.8							
5	2:16.944	37.803	41.259	24.374	33.508	206.9							
6	2:09.537	36.488	36.349	23.747	32.953	205.3							
7	2:11.417	37.300	36.811	24.200	33.106	207.7							
8	2:10.315	36.807	36.331	24.137	33.040	206.9							
9	2:19.767	37.119	36.551	24.897	41.200	191.8							
10	6:02.367	4:27.051	36.615	25.379	33.322	208.1							
11	2:09.604	36.498	36.122	24.065	32.919	207.3							
12	2:10.740	36.851	36.276	24.082	33.531	203.0							
13	2:12.573	36.979	36.981	24.583	34.030	201.9							
14	2:10.121	36.795	36.117	23.861	33.348	203.4							
15	2:10.480	36.672	36.377	23.986	33.445	203.4							
20	LUCAS MOHEDANO					ESP							
	TCM TEAM					MIR RACING							
1	4:22.803	2:28.264	44.195	28.410	41.934	148.8							
2	2:28.327	43.212	40.723	26.099	38.293	169.3							
3	2:32.178 B	40.786	40.000	26.107	45.285	169.5							
4	12:34.414	...	41.042	25.987	38.445	168.0							
5	2:29.726 B	40.107	39.558	25.511	44.550	171.7							
6	5:00.610	3:16.695	39.855	25.675	38.385	169.3							
7	2:32.596 B	41.130	39.791	25.828	45.847	166.2							
8	3:38.542	1:55.619	39.306	25.526	38.091	167.4							
21	MATHIS FARGIER					FRA							
	MT RACING												
1	2:26.417	45.841	39.811	26.005	34.760	196.7							
2	2:15.004	37.600	37.701	25.260	34.443	198.5							
3	2:14.639	37.734	37.765	25.142	33.998	201.9							
4	2:12.916	36.989	37.169	24.698	34.060	198.9							
5	2:17.622	39.598	39.260	24.758	34.006	199.6							
6	2:29.646 B	37.531	42.351	26.870	42.894	192.2							
7	10:28.491	8:51.013	37.847	25.270	34.361	198.2							
8	2:23.941	37.708	38.527	29.762	37.944	180.6							
9	2:15.617	37.493	37.447	26.832	33.845	202.6							
10	2:13.991	37.528	37.360	25.090	34.013	206.1							
11	2:14.077	37.659	37.347	24.982	34.089	201.1							
12	2:24.132	37.741	44.729	26.850	34.812	194.9							
22	ALEJANDRA FERNANDEZ					ESP							
	CUNA DE CAMPEONES					MIR RACING							
1	2:49.294	1:10.848	38.959	24.646	34.841	191.5							
2	2:13.081	37.296	37.312	24.040	34.433	191.8							
3	2:12.836	37.103	37.154	24.364	34.215	193.2							
4	2:14.479	37.282	37.345	24.419	35.433	188.2							
5	2:19.629 B	37.230	37.022	24.585	40.792	188.8							
6	2:53.759	1:16.774	37.578	24.285	35.122	186.9							
7	2:13.585	37.458	37.086	24.164	34.877	186.9							
8	2:13.233	37.245	37.020	24.042	34.926	187.5							
9	2:13.399	37.312	37.009	23.966	35.112	186.2							
10	2:23.316 B	38.426	37.889	24.756	42.245	185.2							
11	4:47.344	3:09.633	38.220	24.318	35.173	186.2							
12	2:12.862	37.199	36.854	23.836	34.973	188.5							
13	2:17.306	37.592	37.157	24.042	38.515	172.0							

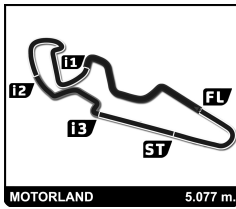


PreMoto3/Promo3 ESBK MOTORLAND ARAGÓN Entrenamiento Libre 1

Vuelta a vuelta

— Vuelta invalidada ■ Mejor Personal ■ Mejor de la sesión B Cruzando por el pit lane

Vlt.	Tiempo	Sector 1	Sector 2	Sector 3	Sector 4	V.Max	Vlt.	Tiempo	Sector 1	Sector 2	Sector 3	Sector 4	V.Max
25 JESUS TORRES ESP													
MIR RACING													
1	2:51.746	1:11.666	39.919	25.374	34.787	195.7							
2	2:24.613B	41.287	37.458	24.482	41.386	189.1							
3	2:59.925	1:22.976	37.688	24.509	34.752	191.5							
4	2:14.327	37.814	37.375	24.231	34.907	187.8							
5	2:15.180	37.390	38.584	24.262	34.944	187.8							
6	2:13.119	37.233	37.041	23.977	34.868	187.2							
7	2:12.842	37.291	36.824	24.015	34.712	188.2							
8	2:13.138	37.298	37.039	24.115	34.686	187.8							
9	2:12.924	37.144	37.050	24.057	34.673	187.8							
10	2:21.243B	37.603	37.380	24.441	41.819	184.3							
11	4:36.562	2:57.599	38.027	25.237	35.699	183.7							
12	2:14.351	38.643	36.976	24.057	34.675	190.1							
13	2:12.912	37.098	36.651	24.309	34.854	190.8							
14	2:12.152	37.249	36.603	23.881	34.419	191.5							
26 REMY SANJUAN FRA													
MÉCAPROJETS TEAM ADO							BEON						
1	6:57.955	5:21.679	37.747	25.029	33.500	206.5							
2	2:10.601	37.057	36.500	23.989	33.055	207.7							
3	2:10.728	36.655	36.362	24.113	33.598	203.4							
4	2:09.576	36.391	36.399	23.850	32.936	209.7							
5	2:12.270	37.578	36.217	24.916	33.559	198.2							
6	2:09.997	36.449	36.380	23.955	33.213	206.9							
7	2:20.020B	36.752	36.415	27.424	39.429	205.3							
8	3:46.992	2:07.562	38.186	26.196	35.048	197.8							
9	2:10.818	36.875	36.297	24.092	33.554	204.2							
10	2:10.318	36.780	36.195	23.836	33.507	205.7							
11	2:11.302	37.437	36.582	24.177	33.106	202.6							
12	2:09.084	36.370	35.839	23.773	33.102	208.9							
13	2:09.737	36.566	36.059	23.846	33.266	206.1							
14	2:17.835	36.394	36.298	29.078	36.065	198.2							
29 RANDY TRUCHOT FRA													
BS RACING							BEON						
1	2:32.490	50.036	39.567	26.545	36.342	201.1							
2	2:19.165	39.159	38.829	26.146	35.031	197.8							
3	2:19.658	39.568	38.762	26.515	34.813	201.1							
4	2:19.066	38.460	40.836	25.315	34.455	202.6							
5	2:15.588	38.019	37.594	25.502	34.473	201.1							
6	2:16.068	38.039	37.795	25.647	34.587	200.7							
7	2:17.367	38.720	38.102	25.820	34.725	199.6							
8	2:28.092B	38.955	39.393	26.582	43.162	199.3							
9	7:51.356	6:12.201	38.697	25.825	34.633	198.9							
10	2:15.933	38.424	37.666	25.310	34.533	200.4							
11	2:15.641	38.365	37.877	25.102	34.297	201.1							
12	2:21.763	38.506	42.094	26.439	34.724	200.7							
13	2:24.201	38.417	44.976	26.516	34.292	203.0							
32 MARCOS LUDEÑA ESP													
SHM44 TEAM							MIR RACING						
1	3:06.893	1:18.872	39.040	26.867	42.114	145.6							
2	2:14.794	38.377	37.351	24.463	34.603	200.0							
3	2:13.299	38.220	36.755	24.368	33.956	204.5							
4	2:11.329	36.887	36.615	24.065	33.762	201.9							
5	2:10.566	36.792	36.351	23.864	33.559	200.4							
6	2:12.531	37.096	37.386	24.077	33.972	197.4							
7	18:19.248	...	40.376	31.576	37.192	177.6							
8	2:12.176	37.474	36.656	23.991	34.055	199.3							
9	2:11.564	36.879	36.920	24.049	33.716	204.2							
33 ENZO HOARAU FRA													
BS RACING							BEON						
1	3:07.219	1:10.786	43.281	30.180	42.972	140.8							
2	2:23.083	44.143	40.568	24.871	33.501	199.3							
3	2:10.974	37.002	36.379	24.188	33.405	199.3							
4	2:10.245	36.520	35.924	24.569	33.232	199.3							
5	2:09.506	36.640	36.104	23.871	32.891	202.6							
6	2:09.524	36.435	36.129	24.107	32.853	204.5							
7	2:20.952B	39.739	37.296	25.090	38.827	199.3							
8	7:43.785	6:09.803	36.284	24.322	33.376	201.1							
9	2:09.778	36.685	36.052	23.856	33.185	201.1							
10	2:08.814	36.357	35.594	23.952	32.911	203.4							
11	2:08.495	36.355	35.645	23.614	32.881	202.2							
12	2:25.529	36.642	47.878	26.142	34.867	192.2							
13	2:08.782	36.132	35.850	23.970	32.830	204.9							
34 EITAN G. GRAS URU													
BEON													
1	2:44.709	1:02.745	40.509	26.932	34.523	201.1							
2	2:13.308	37.735	37.450	24.287	33.836	201.9							
3	2:10.579	36.722	36.297	24.202	33.358	208.5							
4	2:10.395	36.730	36.362	23.742	33.561	201.9							
5	2:09.543	36.335	36.186	23.702	33.320	203.4							
6	2:08.996	35.927	36.152	23.658	33.259	203.4							
7	2:09.432	35.979	35.957	24.044	33.452	201.9							



PreMoto3/Promo3
ESBK MOTORLAND ARAGÓN
Entrenamiento Libre 1
Vuelta a vuelta

___ Vuelta invalidada ■ Mejor Personal ■ Mejor de la sesión B Cruzando por el pit lane

Vlt.	Tiempo	Sector 1	Sector 2	Sector 3	Sector 4	V.Max	Vlt.	Tiempo	Sector 1	Sector 2	Sector 3	Sector 4	V.Max
8	2:20.360B	37.314	37.613	24.579	40.854	200.7	5	2:08.601	35.637	35.943	23.743	33.278	203.4
9	8:55.392	7:21.522	36.534	23.803	33.533	202.2	6	2:07.618	36.018	35.538	23.394	32.668	205.7
10	2:09.454	36.247	36.066	23.710	33.431	203.4	7	2:23.765B	40.381	37.415	23.966	42.003	207.7
11	2:11.476	37.966	36.462	23.671	33.377	203.4	8	11:09.807	9:37.521	35.865	23.552	32.869	204.5
12	2:09.287	36.136	36.116	23.568	33.467	205.3	9	2:07.822	35.873	35.400	23.550	32.999	206.5

35 MIGUEL BERNAL ESP
CORSE FACTORY RACING TEAM CORSE

1	2:48.522	1:09.153	39.146	25.614	34.609	196.4
2	2:12.863	37.415	37.040	24.311	34.097	197.4
3	2:13.045	37.575	36.890	24.119	34.461	193.5
4	2:12.186	36.901	36.732	23.963	34.590	192.9
5	2:11.793	36.983	36.658	23.859	34.293	192.9
6	2:20.450B	37.270	36.450	24.070	42.660	174.2
7	6:57.784	5:20.059	38.241	24.469	35.015	191.5
8	2:12.441	37.202	36.617	24.027	34.595	190.8
9	2:12.430	37.065	36.748	23.986	34.631	190.5
10	2:24.225B	38.597	39.163	25.525	40.940	179.4
11	2:45.097	1:07.710	38.416	24.941	34.030	199.6
12	2:10.171	36.376	36.144	23.803	33.848	196.4
13	2:11.708	36.705	36.639	23.877	34.487	192.9
14	2:15.141	36.809	38.593	24.732	35.007	190.5

42 MARIO SALLES BRA
RXP MIR RACING MIR RACING

1	3:23.987	1:42.825	40.900	25.155	35.107	190.5
2	2:14.929	37.967	37.516	24.704	34.742	191.2
3	2:15.155	37.690	37.524	24.847	35.094	189.8
4	2:14.506	37.900	37.587	24.503	34.516	192.5
5	2:14.164	37.528	37.351	24.400	34.885	191.2
6	2:14.989	37.882	37.449	24.724	34.934	189.8
7	2:14.719	37.911	37.433	24.391	34.984	189.1
8	2:24.292B	38.027	37.563	24.671	44.031	187.5
9	12:04.048	...	37.575	24.672	34.563	192.9
10	2:15.044	37.650	38.059	24.626	34.709	191.8
11	2:17.168	38.004	39.403	24.632	35.129	188.5

44 MARK PEREZ ESP
CUNA DE CAMPEONES MIR RACING

1	3:06.499	1:17.615	37.540	29.850	41.494	141.2
2	2:12.799	37.794	36.687	24.510	33.808	200.0
3	2:16.776	37.198	36.394	29.618	33.566	203.8
4	2:10.198	36.638	35.941	24.202	33.417	203.4
5	2:10.554	36.519	35.932	24.367	33.736	199.6
6	2:11.451	36.958	36.272	24.424	33.797	200.0
7	2:11.198	37.016	36.290	24.044	33.848	202.6
8	2:10.777	36.692	36.310	24.283	33.492	200.0
9	2:24.988B	39.561	38.966	24.669	41.792	202.6
10	12:11.964	...	36.647	26.187	37.476	178.5
11	2:18.196	38.710	36.100	29.593	33.793	202.6

45 ALEX LONGARELA ESP
IGAXTEAM BEON

1	2:46.598	1:10.448	38.239	24.703	33.208	206.1
2	2:08.303	36.253	35.874	23.646	32.530	209.3
3	2:08.293	36.197	35.939	23.440	32.717	206.5
4	2:06.976	35.753	35.395	23.320	32.508	209.7

54 JESUS RIOS ESP
MRE TALENT BEON

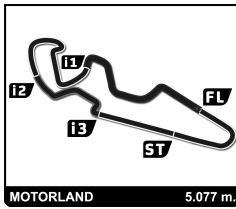
1	3:07.108	1:10.588	43.387	29.764	43.369	140.6
2	2:37.493	45.261	42.295	28.224	41.713	141.7
3	2:29.311	42.794	40.559	26.865	39.093	154.9
4	2:22.289	40.304	39.244	25.702	37.039	175.3
5	2:21.919	39.219	38.958	25.990	37.752	170.6
6	2:13.703	38.714	36.711	24.500	33.778	197.8
7	2:09.991	36.714	35.747	24.028	33.502	198.5
8	2:09.014	36.225	35.662	23.769	33.358	198.9
9	2:11.295	37.389	36.237	24.064	33.605	198.5
10	2:27.441B	38.049	36.878	25.477	47.037	191.2
11	6:09.348	4:34.567	36.690	24.276	33.815	198.9
12	2:08.330	36.176	35.449	23.653	33.052	203.8
13	2:08.272	36.061	35.400	23.519	33.292	198.5
14	2:20.789B	36.033	37.086	24.712	42.958	196.0

65 IZAN CURIA ESP
TEMA CURIA / SEMILLAS AZTECA BEON

1	13:19.135	...	39.650	26.106	34.774	198.9
2	2:16.081	38.739	37.576	25.512	34.254	198.9
3	2:15.049	38.587	37.690	24.866	33.906	200.4
4	2:13.887	38.044	37.118	24.968	33.757	199.6
5	2:13.005	37.981	36.876	24.322	33.826	200.4
6	2:14.098	37.543	37.511	24.861	34.183	200.4
7	2:27.192B	38.304	43.748	25.303	39.837	207.7
8	4:19.706	2:41.015	38.864	25.467	34.360	199.3
9	2:15.334	38.780	37.868	24.950	33.736	204.9
10	2:25.106	37.810	46.874	26.137	34.285	200.4

66 MANDINE QUENTIN FRA
MAD RACING TEAM BEON

1	2:28.261	48.565	39.227	26.279	34.190	198.9
2	2:13.771	37.641	37.150	25.216	33.764	198.9
3	2:14.260	37.680	37.607	25.324	33.649	203.8
4	2:13.903	37.570	37.669	25.197	33.467	205.3
5	2:12.276	37.147	36.916	24.690	33.523	203.8
6	2:12.029	37.088	36.633	24.776	33.532	203.0
7	2:12.917	37.735	36.987	24.600	33.595	199.6
8	2:13.853	38.007	36.995	24.975	33.876	201.9
9	2:12.340	37.139	36.792	24.640	33.769	200.0
10	2:12.686	37.409	36.863	24.523	33.891	197.8
11	2:25.437B	37.963	38.011	25.582	43.881	196.4
12	6:24.054	4:47.753	38.024	24.722	33.555	202.6
13	2:12.038	37.076	36.945	24.396	33.621	202.2
14	2:12.881	37.224	36.763	24.564	34.330	200.4



PreMoto3/Promo3 ESBK MOTORLAND ARAGÓN Entrenamiento Libre 1

Vuelta a vuelta

— Vuelta invalidada ■ Mejor Personal ■ Mejor de la sesión B Cruzando por el pit lane

Vlt.	Tiempo	Sector 1	Sector 2	Sector 3	Sector 4	V.Max	Vlt.	Tiempo	Sector 1	Sector 2	Sector 3	Sector 4	V.Max	
71	CARLOS CANO						ESP	12	2:10.388	36.872	36.405	23.749	33.362	203.4
	H43 TEAM-NOBBY						BEON	13	2:11.992	36.855	36.763	24.645	33.729	202.6
								14	2:11.457	37.153	36.485	24.047	33.772	198.9
1	2:18.850	42.140	38.326	24.439	33.945	195.3								
2	2:11.099	37.026	36.467	23.984	33.622	197.4								
3	2:10.421	36.522	36.480	23.966	33.453	197.8								
4	2:09.989	36.477	36.028	23.769	33.715	197.1								
5	2:10.885	36.461	36.234	24.476	33.714	196.4								
6	2:09.666	36.397	35.978	23.785	33.506	197.1								
7	2:09.317	36.262	36.058	23.635	33.362	197.8								
8	2:14.868B	36.380	36.107	23.723	38.658	198.5								
9	9:12.836	7:38.115	36.749	24.301	33.671	198.2								
10	2:09.559	36.479	35.940	23.733	33.407	198.5								
11	2:09.008	36.101	36.014	23.623	33.270	199.3								
12	2:08.975	36.203	35.974	23.771	33.027	200.0								
13	2:08.031	35.782	35.623	23.582	33.044	201.1								
98	MIKA SIEBRATH						GER							
	CUNA DE CAMPEONES						MIR RACING	1	2:51.994	1:11.402	39.969	25.428	35.195	187.8
								2	2:17.757	38.778	37.611	24.656	36.712	188.8
72	GUILHERME PAULINO FERNANDES						BRA							
	RXP MIR RACING						MIR RACING	1	3:33.496	1:49.036	41.336	26.544	36.580	181.8
								2	2:22.280	40.254	39.649	25.845	36.532	179.7
								3	2:21.007	40.086	39.041	25.850	36.030	179.7
								4	2:19.642	39.215	38.627	25.480	36.320	182.7
								5	2:20.594	39.411	38.784	25.992	36.407	181.5
								6	2:19.158	39.590	38.582	25.380	35.606	187.2
								7	2:18.413	38.928	38.377	25.214	35.894	182.4
								8	2:19.700	39.322	38.604	25.648	36.126	180.0
								9	2:20.208	39.734	38.868	25.496	36.110	180.0
								10	2:18.923	39.338	38.593	25.314	35.678	183.7
								11	2:18.878	39.273	38.397	25.386	35.822	180.9
								12	2:18.438	38.945	38.330	25.461	35.702	184.6
								13	2:36.528	42.621	42.967	28.613	42.327	134.7
								14	2:31.116B	39.085	38.543	26.455	47.033	163.1
77	KERMAN D. MARTINEZ						VEN							
	CUNA DE CAMPEONES						MIR RACING	1	2:47.150	1:10.790	38.007	24.875	33.478	205.3
								2	2:10.777	36.908	36.315	24.098	33.456	205.3
								3	2:10.567	36.376	36.387	24.249	33.555	201.9
								4	2:13.821	37.050	39.061	24.181	33.529	201.5
								5	2:10.408	36.594	36.362	23.922	33.530	201.1
								6	21:24.878	36.374	36.170	...	34.175	201.5
								7	2:11.108	36.757	36.514	24.064	33.773	200.0
78	HENRI MIGNOT						FRA							
	JEG RACING BRS						BEON	1	2:28.599	47.859	39.493	26.028	35.219	198.9
								2	2:13.201	37.645	37.268	24.494	33.794	201.9
								3	2:13.899	37.625	37.730	24.528	34.016	199.6
								4	2:12.341	37.133	37.053	23.980	34.175	198.2
								5	2:11.690	37.002	36.781	24.328	33.579	201.1
								6	2:12.196	36.616	36.810	24.618	34.152	200.7
								7	2:10.899	36.996	36.504	23.904	33.495	202.6
								8	2:18.343B	36.873	36.541	24.305	40.624	199.3
								9	6:16.067	4:40.859	37.215	24.194	33.799	200.0
								10	2:11.513	37.039	36.566	23.962	33.946	198.5
								11	2:11.565	36.965	36.551	24.400	33.649	200.4