

World SBK

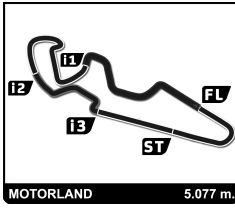
DWO Supported Test Motorland

Free Practice 6

Sector Analysis

— Invalidated Lap ■ Personal Best ■ Session Best B Crossing the pit lane

Lap	Time	Sector 1	Sector 2	Sector 3	Sector 4	Elapsed	Lap	Time	Sector 1	Sector 2	Sector 3	Sector 4	Elapsed		
1	Toprak Razgatlioglu TUR							5	Philipp Oettl DEU						
	Pata Yamaha with Brixx WorldSBK Yamaha YZF R1								Team Goeleven Ducati Panigale V4R						
1	2:34.180	1:13.164	32.539	21.925	26.552	2:34.180	1	2:56.609	1:36.874	31.779	21.671	26.285	2:56.609		
2	1:51.291	31.911	31.589	21.446	26.345	4:25.471	2	1:50.665	31.814	31.314	21.572	25.965	4:47.274		
3	1:56.342B	33.188	31.412	21.834	29.908	6:21.813	3	1:50.878	31.702	31.482	21.652	26.042	6:38.152		
4	4:44.030	3:23.569	32.408	21.543	26.510	11:05.843	4	2:00.610B	32.298	32.501	22.298	33.513	8:38.762		
5	1:49.863	31.517	30.958	21.226	26.162	12:55.706	5	7:43.632	6:24.667	31.276	21.556	26.133	16:22.394		
6	1:56.576B	32.580	31.757	21.976	30.263	14:52.282	6	1:50.885	31.979	31.334	21.508	26.064	18:13.279		
7	8:10.063	6:47.577	33.269	22.290	26.927	23:02.345	7	1:50.787	31.646	31.341	21.646	26.154	20:04.066		
8	1:50.978	31.492	31.529	21.804	26.153	24:53.323	8	2:10.910B	38.406	37.057	22.125	33.322	22:14.976		
9	1:50.200	31.588	31.169	21.225	26.218	26:43.523	9	8:15.465	6:56.157	31.601	21.717	25.990	30:30.441		
10	1:57.119B	32.849	33.615	21.392	29.263	28:40.642	10	1:50.086	31.544	31.105	21.402	26.035	32:20.527		
11	7:11.167	5:51.678	31.864	21.622	26.003	35:51.809	11	1:50.820	31.608	31.425	21.712	26.075	34:11.347		
12	1:49.204	31.262	30.753	21.257	25.932	37:41.013	12	2:04.592B	35.968	32.511	22.514	33.599	36:15.939		
13	1:49.605	31.410	30.905	21.133	26.157	39:30.618	13	9:15.443	7:53.052	33.302	22.348	26.741	45:31.382		
14	1:54.061B	31.501	31.329	21.324	29.907	41:24.679									
15	2:34.402	1:13.814	32.087	22.282	26.219	43:59.081									
16	1:49.068	31.196	30.775	21.099	25.998	45:48.149									
2	Roberto Tamburini ITA							7	Iker Lecuona ESP						
	Yamaha Motox Racing WorldSBK Team Yamaha YZF R1								Team HRC Honda CBR1000 RR-R						
1	2:34.881	1:02.554	39.479	23.946	28.902	2:34.881	1	2:08.956	47.847	32.554	21.920	26.635	2:08.956		
2	1:51.110	32.006	31.351	21.669	26.084	4:25.991	2	1:50.701	31.634	31.350	21.355	26.362	3:59.657		
3	1:51.109	31.923	31.256	21.818	26.112	6:17.100	3	1:50.856	31.795	31.276	21.386	26.399	5:50.513		
4	1:51.076	31.891	31.260	21.690	26.235	8:08.176	4	1:51.035	31.778	31.349	21.461	26.447	7:41.548		
5	1:57.725	37.182	32.061	21.923	26.559	10:05.901	5	1:51.676	31.953	31.538	21.656	26.529	9:33.224		
6	1:58.259B	32.112	31.600	21.907	32.640	12:04.160	6	2:03.884B	35.070	33.384	22.321	33.109	11:37.108		
7	9:47.129	8:22.530	33.710	22.631	28.258	21:51.289	7	6:57.766	5:36.191	32.384	22.572	26.619	18:34.874		
8	1:50.808	31.736	31.219	21.584	26.269	23:42.097	8	1:49.971	31.490	31.042	21.106	26.333	20:24.845		
9	1:50.960	31.742	31.275	21.632	26.311	25:33.057	9	1:50.267	31.567	31.082	21.229	26.389	22:15.112		
10	2:07.582B	40.248	33.303	22.931	31.100	27:40.639	10	1:53.302	31.963	32.936	21.809	26.594	24:08.414		
11	3:08.198	1:40.842	36.329	22.770	28.257	30:48.837	11	1:51.438	31.780	31.312	21.706	26.640	25:59.852		
12	1:50.656	31.800	31.189	21.472	26.195	32:39.493	12	2:02.321B	34.862	32.334	21.981	33.144	28:02.173		
13	1:50.903	31.736	31.346	21.626	26.195	34:30.396	13	6:36.736	5:13.623	33.293	23.316	26.504	34:38.909		
14	1:51.122	31.757	31.276	21.683	26.406	36:21.518	14	1:50.028	31.568	31.047	21.148	26.265	36:28.937		
15	5:33.814B	32.000	31.532	52.865	3:37.417	41:55.332	15	1:50.060	31.579	30.998	21.060	26.423	38:18.997		
16	4:11.290	2:43.646	36.457	23.524	27.663	46:06.622	16	1:51.878	31.675	31.376	21.595	27.232	40:10.875		
							17	1:50.920	31.752	31.356	21.351	26.461	42:01.795		
							18	1:51.354	31.873	31.530	21.499	26.452	43:53.149		
							19	1:51.456	31.868	31.271	21.826	26.491	45:44.605		
3	Kohta Nozane JPN							16	Gabriele Rui ITA						
	GYTR GRT Yamaha WorldSBK Team Yamaha YZF R1								Bmax Racing BMW M1000RR						
1	2:13.763	52.504	33.050	21.712	26.497	2:13.763	1	2:09.070	45.188	33.311	22.724	27.847	2:09.070		
2	1:50.960	31.592	31.305	21.470	26.593	4:04.723	2	1:53.056	32.277	31.899	22.001	26.879	4:02.126		
3	1:51.296	31.580	31.425	21.520	26.771	5:56.019	3	1:53.562	32.367	32.060	22.131	27.004	5:55.688		
4	1:53.192	32.794	31.842	21.834	26.722	7:49.211	4	2:07.003B	33.695	34.356	23.192	35.760	8:02.691		
5	1:51.692	31.992	31.502	21.489	26.709	9:40.903	5	9:16.871	7:53.841	33.054	22.153	27.823	17:19.562		
6	2:03.990B	34.055	32.476	22.630	34.829	11:44.893	6	1:53.071	32.413	31.884	21.960	26.814	19:12.633		
7	10:36.309	9:14.950	33.000	21.668	26.691	22:21.202	7	1:53.102	32.493	31.885	21.964	26.760	21:05.735		
8	1:51.082	31.785	31.329	21.412	26.556	24:12.284	8	1:52.795	32.361	31.894	21.826	26.714	22:58.530		
9	1:51.044	31.697	31.226	21.592	26.529	26:03.328	9	2:10.229B	38.880	33.708	22.855	34.786	25:08.759		
10	2:09.825B	37.888	33.317	23.457	35.163	28:13.153	10	11:42.577	...	34.747	24.442	33.503	36:51.336		
11	11:20.763	9:56.209	33.683	24.180	26.691	39:33.916	11	1:52.149	32.340	31.475	21.706	26.628	38:43.485		
12	1:50.720	31.664	31.147	21.460	26.449	41:24.636	12	1:52.003	32.150	31.491	21.691	26.671	40:35.488		
13	1:50.683	31.571	31.190	21.340	26.582	43:15.319	13	2:07.435B	34.934	33.755	23.111	35.635	42:42.923		
14	2:02.052	41.400	32.146	21.885	26.621	45:17.371									
19	Alvaro Bautista ESP														
	Aruba.It Racing - Ducati								Ducati Panigale V4R						



World SBK

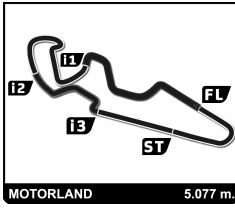
DWO Supported Test Motorland

Free Practice 6

Sector Analysis

— Invalidated Lap ■ Personal Best ■ Session Best B Crossing the pit lane

Lap	Time	Sector 1	Sector 2	Sector 3	Sector 4	Elapsed	Lap	Time	Sector 1	Sector 2	Sector 3	Sector 4	Elapsed
1	4:30.857	3:05.440	37.698	21.772	25.947	4:30.857	15	2:09.047 B	31.734	39.869	22.322	35.122	34:37.187
2	1:49.622	31.456	30.910	21.387	25.869	6:20.479	16	8:26.025	6:59.443	37.867	22.392	26.323	43:03.212
3	1:49.822	31.492	31.003	21.307	26.020	8:10.301	17	1:50.209	31.704	31.272	21.134	26.099	44:53.421
4	1:50.074	31.464	31.082	21.295	26.233	10:00.375	18	1:50.112	31.618	31.156	21.128	26.210	46:43.533
5	2:03.068 B	35.592	32.390	21.965	33.121	12:03.443	23 Christophe Ponsson						FRA
6	4:18.473	2:59.669	31.322	21.420	26.062	16:21.916	Gil Motor Sport-Yamaha						Yamaha YZF R1
7	1:49.551	31.356	30.899	21.310	25.986	18:11.467	1	2:35.732	1:13.678	32.960	22.164	26.930	2:35.732
8	1:49.633	31.320	31.124	21.202	25.987	20:01.100	2	1:58.297	33.529	35.702	22.362	26.704	4:34.029
9	1:49.634	31.376	30.947	21.334	25.977	21:50.734	3	1:53.000	32.212	31.710	22.064	27.014	6:27.029
10	2:00.448 B	34.272	31.411	21.755	33.010	23:51.182	4	1:53.165	32.373	31.797	22.045	26.950	8:20.194
11	5:44.791	4:25.651	31.480	21.548	26.112	29:35.973	5	1:52.895	32.260	31.815	21.933	26.887	10:13.089
12	1:49.437	31.373	30.952	21.145	25.967	31:25.410	6	2:04.678 B	35.395	34.028	24.364	30.891	12:17.767
13	1:49.549	31.360	30.967	21.260	25.962	33:14.959	7	8:46.510	7:22.650	34.463	22.255	27.142	21:04.277
14	1:56.939 B	31.675	31.480	21.957	31.827	35:11.898	8	1:52.483	32.206	31.714	21.785	26.778	22:56.760
15	4:07.624	2:49.208	31.077	21.320	26.019	39:19.522	9	1:52.495	32.085	31.816	21.848	26.746	24:49.255
16	1:49.094	31.386	30.695	21.236	25.777	41:08.616	10	1:52.936	32.174	31.779	22.093	26.890	26:42.191
17	1:55.515 B	31.305	30.987	21.233	31.990	43:04.131	11	1:52.871	32.197	31.810	21.905	26.959	28:35.062
18	2:43.560	1:13.162	31.939	31.703	26.756	45:47.691	12	2:01.719 B	35.123	33.806	22.993	29.797	30:36.781
21 Michael Rinaldi						ITA	13	7:28.764	6:07.910	32.204	21.920	26.730	38:05.545
Aruba.It Racing - Ducati						Ducati Panigale V4R	14	1:52.143	32.133	31.572	21.783	26.655	39:57.688
1	8:03.328	6:43.199	31.731	21.981	26.417	8:03.328	15	1:52.640	32.089	31.609	22.286	26.656	41:50.328
2	1:51.065	31.890	31.204	21.594	26.377	9:54.393	16	1:52.556	32.090	31.674	21.882	26.910	43:42.884
3	1:50.973	31.705	31.422	21.451	26.395	11:45.366	17	2:12.216	32.459	44.199	26.744	28.814	45:55.100
4	1:51.104	31.752	31.277	21.509	26.566	13:36.470	29 Luca Bernardi						SMR
5	1:51.463	32.000	31.412	21.444	26.607	15:27.933	BARNI Spark Racing Team						Ducati Panigale V4R
6	1:51.499	31.941	31.389	21.493	26.676	17:19.432	1	5:45.304	4:21.141	33.591	23.863	26.709	5:45.304
7	1:51.243	31.892	31.375	21.522	26.454	19:10.675	2	1:52.257	32.318	31.509	21.814	26.616	7:37.561
8	1:51.164	31.901	31.383	21.432	26.448	21:01.839	3	1:53.037	32.300	31.753	22.115	26.869	9:30.598
9	1:50.881	31.823	31.262	21.414	26.382	22:52.720	4	1:59.545 B	32.402	31.745	22.101	33.297	11:30.143
10	1:50.979	31.829	31.311	21.365	26.474	24:43.699	5	6:45.388	5:20.332	36.435	22.123	26.498	18:15.531
11	1:50.806	31.836	31.240	21.420	26.310	26:34.505	6	1:51.777	32.112	31.415	21.642	26.608	20:07.308
12	1:50.902	31.814	31.249	21.453	26.386	28:25.407	7	1:52.711	32.279	31.775	21.916	26.741	22:00.019
13	2:05.957 B	34.553	34.004	23.235	34.165	30:31.364	8	1:52.772	32.432	31.747	21.767	26.826	23:52.791
14	5:18.665	3:58.595	31.918	21.660	26.492	35:50.029	9	2:15.659 B	37.843	37.974	26.219	33.623	26:08.450
15	1:51.464	32.063	31.354	21.411	26.636	37:41.493	10	5:13.452	3:49.988	34.059	22.460	26.945	31:21.902
16	1:51.151	31.933	31.321	21.440	26.457	39:32.644	11	1:52.318	32.532	31.562	21.786	26.438	33:14.220
17	2:04.024 B	35.910	32.060	21.947	34.107	41:36.668	12	1:51.900	32.213	31.512	21.771	26.404	35:06.120
18	2:23.622	1:00.391	34.179	22.255	26.797	44:00.290	13	1:52.346	32.294	31.637	21.863	26.552	36:58.466
19	2:13.090 B	33.737	32.234	33.474	33.645	46:13.380	14	2:01.836 B	33.345	34.625	22.684	31.182	39:00.302
22 Alex Lowes						GBR	15	6:46.397	5:21.440	34.194	23.084	27.679	45:46.699
Kawasaki Racing Team WorldSBK						Kawasaki ZX-10RR	31 Garrett Gerloff						USA
1	2:36.688	1:16.171	32.434	21.914	26.169	2:36.688	GYTR GRT Yamaha WorldSBK Team						Yamaha YZF R1
2	1:50.696	31.790	31.288	21.508	26.110	4:27.384	1	2:03.467	42.915	32.252	21.964	26.336	2:03.467
3	1:50.158	31.632	31.186	21.323	26.017	6:17.542	2	1:50.029	31.633	31.128	21.179	26.089	3:53.496
4	2:00.017	36.035	35.609	21.860	26.513	8:17.559	3	1:50.043	31.510	30.859	21.263	26.411	5:43.539
5	1:51.091	31.642	31.239	21.376	26.834	10:08.650	4	1:50.324	31.584	30.977	21.490	26.273	7:33.863
6	1:50.973	31.944	31.261	21.257	26.511	11:59.623	5	1:57.371 B	32.205	31.292	21.637	32.237	9:31.234
7	1:50.948	31.711	31.432	21.259	26.546	13:50.571	6	4:35.888	3:14.294	32.629	21.992	26.973	14:07.122
8	1:51.156	31.838	31.358	21.438	26.522	15:41.727	7	1:49.976	31.578	30.982	21.127	26.289	15:57.098
9	1:51.171	31.694	31.421	21.472	26.584	17:32.898	8	1:49.791	31.467	30.837	21.212	26.280	17:46.894
10	1:51.028	31.798	31.333	21.450	26.447	19:23.926	9	1:49.981	31.395	30.964	21.246	26.376	19:36.875
11	2:14.831 B	31.785	31.440	31.424	40.182	21:38.757	10	1:57.332 B	32.211	31.395	21.592	32.134	21:34.207
12	7:08.390	5:47.517	32.216	22.054	26.603	28:47.147	11	6:04.009	4:43.225	32.292	22.020	26.472	27:38.216
13	1:50.414	31.697	31.140	21.281	26.296	30:37.561	12	1:49.557	31.385	30.729	21.055	26.388	29:27.773
14	1:50.579	31.678	31.218	21.335	26.348	32:28.140							



World SBK

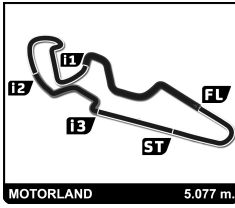
DWO Supported Test Motorland

Free Practice 6

Sector Analysis

— Invalidated Lap ■ Personal Best ■ Session Best B Crossing the pit lane

Lap	Time	Sector 1	Sector 2	Sector 3	Sector 4	Elapsed	Lap	Time	Sector 1	Sector 2	Sector 3	Sector 4	Elapsed
13	1:49.686	31.339	30.848	21.092	26.407	31:17.459	13	1:51.119	31.706	31.206	21.393	26.814	38:42.163
14	1:50.101	31.533	31.011	21.344	26.213	33:07.560	14	2:05.634 B	37.380	33.774	22.482	31.998	40:47.797
15	1:56.418 B	32.024	31.218	21.738	31.438	35:03.978	15	3:11.624	1:50.875	31.976	22.498	26.275	43:59.421
16	4:36.410	3:16.254	32.131	21.705	26.320	39:40.388							
17	1:49.235	31.369	30.704	21.173	25.989	41:29.623							
18	1:50.592	31.938	31.142	21.258	26.254	43:20.215							
19	1:50.259	31.578	31.115	21.124	26.442	45:10.474							
35 Hafizh Syahrin MYS							45 Scott Redding GBR						
MIE Racing Honda Team Honda CBR1000 RR-R							BMW Motorrad WorldSBK Team BMW M1000RR						
1	2:56.138 B	1:21.384	36.727	24.226	33.801	2:56.138	1	3:41.753	2:18.677	33.041	23.869	26.166	3:41.753
2	6:23.582	4:59.888	33.971	22.689	27.034	9:19.720	2	1:50.376	31.689	31.168	21.308	26.211	5:32.129
3	1:53.661	32.749	32.097	21.976	26.839	11:13.381	3	1:50.926	31.704	31.370	21.446	26.406	7:23.055
4	1:52.743	32.473	31.672	21.744	26.854	13:06.124	4	2:39.744 B	1:03.304	37.797	25.358	33.285	10:02.799
5	1:53.069	32.341	31.844	21.843	27.041	14:59.193	5	20:48.490 B	...	32.308	21.985	29.652	30:51.289
6	2:15.354 B	42.469	34.730	23.986	34.169	17:14.547	6	3:36.177	2:13.563	34.300	21.829	26.485	34:27.466
7	10:57.375	9:34.521	33.346	22.646	26.862	28:11.922	7	1:50.483	31.668	31.031	21.418	26.366	36:17.949
8	1:52.404	32.413	31.612	21.678	26.701	30:04.326	8	2:06.749 B	32.164	33.812	30.094	30.679	38:24.698
9	1:52.407	32.343	31.679	21.645	26.740	31:56.733	9	3:18.535	1:54.951	33.485	21.708	28.391	41:43.233
10	2:05.919 B	35.937	34.465	22.101	33.416	34:02.652	10	1:50.104	31.658	30.991	21.260	26.195	43:33.337
11	6:45.166	5:22.748	33.378	22.140	26.900	40:47.818	11	2:06.105 B	35.271	36.638	22.261	31.935	45:39.442
12	1:52.312	32.407	31.586	21.695	26.624	42:40.130							
13	1:52.349	32.186	31.648	21.620	26.895	44:32.479							
14	1:59.959	32.407	34.203	24.433	28.916	46:32.438							
37 Iliia Mykhalchyk UKR							47 Axel Bassani ITA						
BMW Motorrad WorldSBK Team BMW M1000RR							Motocorsa Racing Ducati Panigale V4R						
1	10:53.535	9:30.477	33.362	22.699	26.997	10:53.535	1	7:44.514	6:24.429	31.866	22.007	26.212	7:44.514
2	1:52.152	32.102	31.730	21.779	26.541	12:45.687	2	1:51.131	32.042	31.264	21.684	26.141	9:35.645
3	1:54.617	33.166	32.103	21.994	27.354	14:40.304	3	1:51.390	31.865	31.415	21.869	26.241	11:27.035
4	1:51.367	31.881	31.561	21.423	26.502	16:31.671	4	1:51.405	31.973	31.381	21.676	26.375	13:18.440
5	1:51.426	31.766	31.563	21.568	26.529	18:23.097	5	1:51.674	32.144	31.458	21.663	26.409	15:10.114
6	1:51.332	31.834	31.664	21.499	26.335	20:14.429	6	2:06.666 B	36.730	33.846	23.090	33.000	17:16.780
7	2:01.243 B	33.154	32.606	22.129	33.354	22:15.672	7	6:15.080	4:54.109	32.449	22.026	26.496	23:31.860
8	8:37.052	7:16.406	32.377	21.998	26.271	30:52.724	8	1:50.976	31.912	31.277	21.589	26.198	25:22.836
9	1:50.673	31.701	31.340	21.526	26.106	32:43.397	9	1:50.856	31.763	31.192	21.529	26.372	27:13.692
10	2:00.626 B	33.801	32.104	22.412	32.309	34:44.023	10	1:51.381	31.826	31.599	21.673	26.283	29:05.073
11	2:48.948	1:28.395	32.033	22.091	26.429	37:32.971	11	1:51.915	32.108	31.681	21.832	26.294	30:56.988
12	1:50.498	31.664	31.300	21.338	26.196	39:23.469	12	2:10.620 B	38.545	35.758	23.245	33.072	33:07.608
13	1:58.094 B	31.855	32.109	21.740	32.390	41:21.563	13	8:21.796	7:00.307	33.041	22.092	26.356	41:29.404
14	2:40.645	1:09.683	37.332	25.698	27.932	44:02.208	14	1:51.719	31.943	31.772	21.819	26.185	43:21.123
15	1:58.056	34.462	33.265	22.758	27.571	46:00.264	15	1:51.428	32.050	31.381	21.763	26.234	45:12.551
44 Lucas Mahias FRA							50 Eugene Laverty IRL						
Kawasaki Puccetti Racing Kawasaki ZX-10RR							Bonovo Action BMW BMW M1000RR						
1	4:33.278	3:05.218	39.785	21.857	26.418	4:33.278	1	1:51.676	30.977	32.103	22.004	26.592	1:51.676
2	1:51.181	31.787	31.304	21.689	26.401	6:24.459	2	1:51.444	31.896	31.506	21.649	26.393	3:43.120
3	1:51.722	31.928	31.372	21.662	26.760	8:16.181	3	1:51.411	31.970	31.628	21.562	26.251	5:34.531
4	2:09.762 B	32.000	43.463	22.164	32.135	10:25.943	4	2:02.233 B	33.744	32.544	22.328	33.617	7:36.764
5	7:00.734	5:40.870	31.559	21.627	26.678	17:26.677	5	5:34.546	4:13.136	32.424	21.973	27.013	13:11.310
6	1:51.523	31.998	31.328	21.609	26.588	19:18.200	6	1:51.210	31.923	31.326	21.462	26.499	15:02.520
7	1:51.620	31.846	31.546	21.541	26.687	21:09.820	7	1:51.435	31.964	31.447	21.555	26.469	16:53.955
8	1:51.765	31.989	31.276	21.747	26.753	23:01.585	8	1:51.489	32.019	31.396	21.608	26.466	18:45.444
9	1:51.905	32.037	31.588	21.706	26.574	24:53.490	9	2:00.282 B	33.218	31.981	22.205	32.878	20:45.726
10	2:05.551 B	31.892	31.465	29.598	32.596	26:59.041	10	9:26.801	8:06.183	32.520	21.748	26.350	30:12.527
11	8:00.965	6:41.528	31.193	21.832	26.412	35:00.006	11	1:50.638	31.799	31.225	21.439	26.175	32:03.165
12	1:51.038	31.649	31.232	21.425	26.732	36:51.044	12	1:50.961	31.824	31.445	21.438	26.254	33:54.126
							13	1:51.213	31.895	31.370	21.559	26.389	35:45.339
							14	1:51.217	31.960	31.449	21.583	26.225	37:36.556
							15	1:51.357	31.951	31.532	21.528	26.346	39:27.913
							16	1:51.618	32.113	31.579	21.611	26.315	41:19.531
							17	1:51.868	32.251	31.580	21.665	26.372	43:11.399
							18	1:51.975	32.189	31.666	21.710	26.410	45:03.374



World SBK

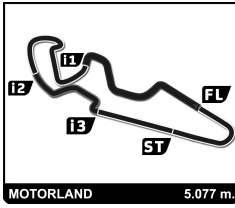
DWO Supported Test Motorland

Free Practice 6

Sector Analysis

— Invalidated Lap ■ Personal Best ■ Session Best B Crossing the pit lane

Lap	Time	Sector 1	Sector 2	Sector 3	Sector 4	Elapsed	Lap	Time	Sector 1	Sector 2	Sector 3	Sector 4	Elapsed
52 Oliver Konig CZE													
Orelac Racing Verdnatura Kawasaki ZX-10RR													
1	2:16.682	54.524	32.918	22.436	26.804	2:16.682	12	2:05.581 B	34.076	34.650	24.072	32.783	22:16.227
2	1:53.641	32.639	32.069	22.124	26.809	4:10.323	13	7:03.557 B	5:39.248	31.305	21.349	31.655	29:19.784
3	1:53.708	32.842	31.930	22.065	26.871	6:04.031	14	4:22.981	3:03.885	31.468	21.525	26.103	33:42.765
4	1:53.637	32.775	31.937	22.056	26.869	7:57.668	15	1:48.714	31.157	30.517	21.064	25.976	35:31.479
5	2:00.873 B	32.666	32.413	22.227	33.567	9:58.541	16	1:55.157 B	31.512	31.309	21.359	30.977	37:26.636
6	6:03.560	4:42.023	32.379	22.231	26.927	16:02.101	17	3:43.237	2:22.265	33.743	21.263	25.966	41:09.873
7	1:52.767	32.470	31.682	21.930	26.685	17:54.868	18	1:48.727	31.093	30.624	20.939	26.071	42:58.600
8	1:53.376	32.375	31.893	22.181	26.927	19:48.244	19	1:55.362 B	31.662	31.197	21.318	31.185	44:53.962
9	2:00.152 B	32.676	32.024	22.215	33.237	21:48.396							
10	5:25.790	4:01.836	33.538	22.561	27.855	27:14.186							
11	1:52.729	32.419	31.828	21.779	26.703	29:06.915							
12	1:57.449	32.432	32.296	25.017	27.704	31:04.364							
13	2:01.326 B	32.540	32.445	22.533	33.808	33:05.690							
14	5:52.694	4:26.593	34.546	23.446	28.109	38:58.384							
15	1:52.959	32.484	31.825	21.894	26.756	40:51.343							
16	1:52.755	32.450	31.765	21.808	26.732	42:44.098							
17	1:53.101	32.457	31.869	21.969	26.806	44:37.199							
18	1:54.598	32.609	32.250	22.483	27.256	46:31.797							
55 Andrea Locatelli ITA													
Pata Yamaha with Brixx WorldSBK Yamaha YZF R1													
1	2:40.740	1:13.863	38.647	21.973	26.257	2:40.740							
2	1:50.722	31.542	31.210	21.690	26.280	4:31.462							
3	1:49.831	31.466	31.074	21.247	26.044	6:21.293							
4	1:50.237	31.445	31.128	21.421	26.243	8:11.530							
5	1:50.323	31.505	31.181	21.392	26.245	10:01.853							
6	1:50.598	31.679	31.144	21.352	26.423	11:52.451							
7	1:50.689	31.578	31.280	21.361	26.470	13:43.140							
8	1:50.725	31.574	31.340	21.378	26.433	15:33.865							
9	1:50.676	31.636	31.277	21.381	26.382	17:24.541							
10	1:50.994	31.652	31.342	21.518	26.482	19:15.535							
11	1:50.737	31.664	31.294	21.458	26.321	21:06.272							
12	2:08.893 B	38.863	33.481	22.876	33.673	23:15.165							
13	6:42.125	5:22.223	31.790	21.686	26.426	29:57.290							
14	1:50.147	31.470	31.184	21.258	26.235	31:47.437							
15	1:50.305	31.481	31.204	21.367	26.253	33:37.742							
16	2:20.407 B	33.424	32.338	37.190	37.455	35:58.149							
17	6:22.893	5:01.326	32.702	22.444	26.421	42:21.042							
18	1:49.909	31.354	31.105	21.261	26.189	44:10.951							
19	1:57.332	31.473	31.319	27.427	27.113	46:08.283							
76 Loris Baz FRA													
Bonovo Action BMW BMW M1000RR													
1	1:51.256	30.710	32.168	21.848	26.530	1:51.256							
2	1:49.943	31.634	30.916	21.213	26.180	3:41.199							
3	1:50.295	31.522	30.970	21.367	26.436	5:31.494							
4	1:50.755	31.720	31.125	21.480	26.430	7:22.249							
5	1:50.852	31.731	31.264	21.380	26.477	9:13.101							
6	1:51.258	31.744	31.343	21.559	26.612	11:04.359							
7	1:51.166	31.777	31.394	21.457	26.538	12:55.525							
8	1:51.421	31.789	31.329	21.613	26.690	14:46.946							
9	1:51.620	31.960	31.394	21.570	26.696	16:38.566							
10	1:51.605	31.973	31.375	21.616	26.641	18:30.171							
11	1:51.553	31.984	31.326	21.671	26.572	20:21.724							
12	1:51.320	31.878	31.421	21.551	26.470	22:13.044							
13	1:51.218	31.765	31.479	21.510	26.464	24:04.262							
14	1:51.709	31.924	31.446	21.720	26.619	25:55.971							
15	1:51.826	31.973	31.507	21.661	26.685	27:47.797							
16	1:51.768	31.934	31.417	21.685	26.732	29:39.565							
17	2:08.999 B	37.601	35.149	24.155	32.094	31:48.564							
18	8:23.729	7:04.333	31.499	21.407	26.490	40:12.293							
19	1:50.525	31.727	31.112	21.275	26.411	42:02.818							
20	1:51.184	31.884	31.259	21.537	26.504	43:54.002							
21	1:52.435	32.108	31.612	21.714	27.001	45:46.437							
84 Loris Cressson BEL													
TPR Team Pedercini Racing Kawasaki ZX-10RR													
1	2:09.581	48.094	32.484	22.200	26.803	2:09.581							
2	1:53.554	32.424	32.057	22.188	26.885	4:03.135							
3	1:53.550	32.454	32.093	22.168	26.835	5:56.685							
4	1:53.822	32.614	32.089	22.202	26.917	7:50.507							
5	1:53.921	32.619	32.232	22.076	26.994	9:44.428							
6	2:09.013 B	38.730	34.988	22.868	32.427	11:53.441							
7	16:42.233	...	33.764	22.061	26.873	28:35.674							
8	1:53.534	32.473	31.990	22.087	26.984	30:29.208							
9	2:01.032	37.205	34.612	22.295	26.920	32:30.240							
10	1:53.962	32.590	32.046	22.310	27.016	34:24.202							
11	1:53.762	32.545	32.017	22.213	26.987	36:17.964							
12	2:03.683 B	32.672	35.355	23.244	32.412	38:21.647							
13	3:29.623	2:04.690	33.254	24.713	26.966	41:51.270							
14	1:54.213	32.774	32.142	22.199	27.098	43:45.483							
15	2:02.668	32.592	32.333	30.708	27.035	45:48.151							
97 Xavi Vierge ESP													
Team HRC Honda CBR1000 RR-R													
1	2:34.415	1:13.000	33.033	21.934	26.448	2:34.415							
2	1:51.303	31.916	31.620	21.539	26.228	4:25.718							
3	1:51.157	31.867	31.449	21.585	26.256	6:16.875							
4	1:50.979	31.709	31.391	21.649	26.230	8:07.854							



World SBK
DWO Supported Test Motorland
Free Practice 6

Sector Analysis

— Invalidated Lap ■ Personal Best ■ Session Best **B** Crossing the pit lane

Lap	Time	Sector 1	Sector 2	Sector 3	Sector 4	Elapsed	Lap	Time	Sector 1	Sector 2	Sector 3	Sector 4	Elapsed
5	1:53.128	31.859	31.819	21.800	27.650	10:00.982							
6	2:13.468 B	38.462	36.846	23.421	34.739	12:14.450							
7	10:33.116	9:12.941	32.144	21.787	26.244	22:47.566							
8	1:50.556	31.605	31.349	21.418	26.184	24:38.122							
9	2:08.197	45.195	34.791	21.867	26.344	26:46.319							
10	1:51.137	31.775	31.394	21.561	26.407	28:37.456							
11	2:08.580 B	31.864	32.044	22.780	41.892	30:46.036							
12	7:16.070	5:56.512	31.818	21.581	26.159	38:02.106							
13	1:50.010	31.394	31.218	21.201	26.197	39:52.116							
14	1:50.307	31.485	31.252	21.406	26.164	41:42.423							
15	2:31.787	57.556	35.084	24.867	34.280	44:14.210							
16	2:31.848	51.368	44.153	24.119	32.208	46:46.058							