

World SBK

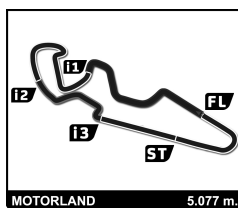
DWO Supported Test Motorland

Free Practice 5

Sector Analysis

— Invalidated Lap ■ Personal Best ■ Session Best B Crossing the pit lane

Lap	Time	Sector 1	Sector 2	Sector 3	Sector 4	Elapsed	Lap	Time	Sector 1	Sector 2	Sector 3	Sector 4	Elapsed	
1	Toprak Razgatlioglu TUR							15	1:55.227	32.003	31.824	24.403	26.997	34:35.729
	Pata Yamaha with Brixx WorldSBK Yamaha YZF R1							16	1:52.912	32.328	31.718	21.920	26.946	36:28.641
1	2:57.665	1:36.652	32.623	22.021	26.369	2:57.665	17	1:52.237	32.150	31.707	21.690	26.690	38:20.878	
2	1:50.083	31.632	31.031	21.223	26.197	4:47.748	18	1:52.471	32.241	31.695	21.806	26.729	40:13.349	
3	1:49.888	31.407	31.039	21.187	26.255	6:37.636	19	1:52.524	32.098	31.798	21.834	26.794	42:05.873	
4	1:50.195	31.556	31.074	21.368	26.197	8:27.831	20	2:16.444 B	41.723	35.989	23.177	35.555	44:22.317	
5	1:55.159 B	31.921	31.162	21.753	30.323	10:22.990								
6	7:35.507	6:15.207	32.011	21.894	26.395	17:58.497								
7	1:49.455	31.443	30.956	21.156	25.900	19:47.952								
8	1:49.268	31.285	30.847	21.140	25.996	21:37.220								
9	1:54.110 B	31.530	31.017	21.549	30.014	23:31.330								
10	8:54.599	7:33.902	32.528	22.094	26.075	32:25.929								
11	1:49.527	31.354	30.875	21.118	26.180	34:15.456								
12	1:50.027	31.415	31.125	21.239	26.248	36:05.483								
13	1:49.944	31.478	30.982	21.214	26.270	37:55.427								
14	1:50.097	31.509	31.148	21.362	26.078	39:45.524								
15	1:50.357	31.536	31.167	21.443	26.211	41:35.881								
16	1:50.385	31.534	31.285	21.412	26.154	43:26.266								
17	1:52.046	32.594	31.676	21.579	26.197	45:18.312								
2	Roberto Tamburini ITA							5	Philipp Oettl DEU					
	Yamaha Motoxracing WorldSBK Team Yamaha YZF R1								Team Goeleven Ducati Panigale V4R					
1	3:03.215	1:41.151	32.788	22.202	27.074	3:03.215	1	14:04.364	...	31.784	21.749	26.223	14:04.364	
2	1:53.342	32.571	31.836	22.249	26.686	4:56.557	2	1:51.241	31.996	31.496	21.644	26.105	15:55.605	
3	1:52.676	32.330	31.891	21.837	26.618	6:49.233	3	1:50.739	31.721	31.323	21.563	26.132	17:46.344	
4	2:04.981 B	38.043	33.511	22.148	31.279	8:54.214	4	1:51.125	31.812	31.641	21.595	26.077	19:37.469	
5	4:21.651	2:59.685	32.360	22.967	26.639	13:15.865	5	1:51.408	31.863	31.605	21.765	26.175	21:28.877	
6	1:51.154	31.896	31.411	21.570	26.277	15:07.019	6	1:51.544	31.872	31.594	21.837	26.241	23:20.421	
7	1:51.071	31.892	31.353	21.649	26.177	16:58.090	7	1:51.412	31.968	31.534	21.750	26.160	25:11.833	
8	1:51.324	31.916	31.405	21.688	26.315	18:49.414	8	1:52.356	32.274	31.708	22.074	26.300	27:04.189	
9	2:07.708 B	40.230	33.323	22.051	32.104	20:57.122	9	1:51.616	32.111	31.619	21.838	26.048	28:55.805	
10	11:25.725	...	35.700	21.837	26.245	32:22.847	10	1:52.053	32.247	31.790	21.918	26.098	30:47.858	
11	1:54.852	32.973	33.504	22.059	26.316	34:17.699	11	1:51.984	32.120	31.685	21.892	26.287	32:39.842	
12	1:51.340	32.135	31.350	21.572	26.283	36:09.039	12	1:55.983	32.072	32.031	25.053	26.827	34:35.825	
13	1:51.460	31.818	31.467	21.668	26.507	38:00.499	13	1:53.075	32.600	31.723	22.194	26.558	36:28.900	
14	1:51.612	31.984	31.497	21.672	26.459	39:52.111	14	1:52.307	32.411	31.824	21.861	26.211	38:21.207	
15	1:51.830	32.066	31.510	21.762	26.492	41:43.941	15	2:08.369 B	36.047	34.422	22.812	35.088	40:29.576	
16	1:51.586	31.958	31.582	21.601	26.445	43:35.527	16	6:09.063	4:44.255	34.695	23.183	26.930	46:38.639	
17	1:59.075	36.282	33.718	22.533	26.542	45:34.602								
3	Kohta Nozane JPN							7	Iker Lecuona ESP					
	GYTR GRT Yamaha WorldSBK Team Yamaha YZF R1								Team HRC Honda CBR1000 RR-R					
1	2:51.468	1:29.160	32.957	22.232	27.119	2:51.468	1	2:03.953	42.493	32.814	22.116	26.530	2:03.953	
2	2:00.941	32.424	31.930	29.564	27.023	4:52.409	2	1:52.064	32.443	31.618	21.656	26.347	3:56.017	
3	1:52.657	32.425	31.600	21.793	26.839	6:45.066	3	1:51.042	31.752	31.470	21.406	26.414	5:47.059	
4	1:52.442	32.170	31.550	21.736	26.986	8:37.508	4	2:01.758 B	34.183	32.225	22.120	33.230	7:48.817	
5	2:05.933 B	33.778	33.477	23.762	34.916	10:43.441	5	5:23.652	4:03.171	32.152	21.729	26.600	13:12.469	
6	7:01.644	5:41.249	32.166	21.665	26.564	17:45.085	6	1:51.190	32.009	31.410	21.490	26.281	15:03.659	
7	1:51.045	31.703	31.366	21.478	26.498	19:36.130	7	1:50.623	31.744	31.199	21.459	26.221	16:54.282	
8	1:51.309	31.648	31.481	21.546	26.634	21:27.439	8	1:50.909	31.698	31.413	21.431	26.367	18:45.191	
9	1:52.069	32.084	31.534	21.684	26.767	23:19.508	9	2:00.895 B	33.611	31.724	21.929	33.631	20:46.086	
10	1:51.936	32.147	31.482	21.702	26.605	25:11.444	10	9:36.517	8:13.342	34.978	21.785	26.412	30:22.603	
11	1:52.722	32.395	31.873	21.798	26.656	27:04.166	11	1:50.253	31.708	31.153	21.222	26.170	32:12.856	
12	1:52.355	32.372	31.704	21.742	26.537	28:56.521	12	1:50.497	31.438	31.301	21.444	26.314	34:03.353	
13	1:52.115	32.063	31.718	21.718	26.616	30:48.636	13	2:01.340 B	33.065	31.807	21.817	34.651	36:04.693	
14	1:51.866	31.920	31.585	21.633	26.728	32:40.502	14	5:54.435	4:32.594	32.913	22.275	26.653	41:59.128	
16	Gabriele Ruii ITA							16	Gabriele Ruii ITA					
	Bmax Racing BMW M1000RR								Bmax Racing BMW M1000RR					
1	2:43.074	1:19.096	33.782	22.811	27.385	2:43.074	1	2:43.074	1:19.096	33.782	22.811	27.385	2:43.074	
2	1:55.370	33.135	32.645	22.393	27.197	4:38.444	2	1:55.370	33.135	32.645	22.393	27.197	4:38.444	
3	1:54.521	32.789	32.395	22.442	26.895	6:32.965	3	1:54.521	32.789	32.395	22.442	26.895	6:32.965	
4	1:54.321	32.679	32.219	22.438	26.985	8:27.286	4	1:54.321	32.679	32.219	22.438	26.985	8:27.286	
5	1:53.643	32.701	32.013	22.140	26.789	10:20.929	5	1:53.643	32.701	32.013	22.140	26.789	10:20.929	
6	2:07.698 B	35.305	33.913	22.772	35.708	12:28.627	6	2:07.698 B	35.305	33.913	22.772	35.708	12:28.627	
7	13:40.886	...	34.725	23.372	27.495	26:09.513	7	13:40.886	...	34.725	23.372	27.495	26:09.513	
8	1:54.531	32.852	32.382	22.123	27.174	28:04.044	8	1:54.531	32.852	32.382	22.123	27.174	28:04.044	
9	1:54.022	32.700	32.337	21.966	27.019	29:58.066	9	1:54.022	32.700	32.337	21.966	27.019	29:58.066	
10	1:59.294	32.485	33.772	23.155	29.882	31:57.360	10	1:59.294	32.485	33.772	23.155	29.882	31:57.360	
11	2:06.669 B	32.905	32.209	22.243	39.312	34:04.029	11	2:06.669 B	32.905	32.209	22.243	39.312	34:04.029	
12	7:21.355	5:55.546	34.272	24.126	27.411	41:25.384	12	7:21.355	5:55.546	34.272	24.126	27.411	41:25.384	



World SBK

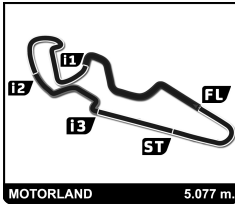
DWO Supported Test Motorland

Free Practice 5

Sector Analysis

— Invalidated Lap ■ Personal Best ■ Session Best B Crossing the pit lane

Lap	Time	Sector 1	Sector 2	Sector 3	Sector 4	Elapsed	Lap	Time	Sector 1	Sector 2	Sector 3	Sector 4	Elapsed
13	1:53.920	32.857	32.140	22.107	26.816	43:19.304	12	2:03.629	31.637	31.394	33.408	27.190	27:21.775
14	1:53.543	32.673	32.099	21.972	26.799	45:12.847	13	1:51.570	31.989	31.499	21.601	26.481	29:13.345
19	Alvaro Bautista ESP						14	1:51.096	31.812	31.338	21.544	26.402	31:04.441
	Aruba.It Racing - Ducati Ducati Panigale V4R						15	1:59.945 B	31.775	31.443	21.546	35.181	33:04.386
1	3:11.750	1:52.005	31.732	21.812	26.201	3:11.750	16	8:01.165	6:40.841	32.273	21.804	26.247	41:05.551
2	1:50.095	31.666	30.938	21.513	25.978	5:01.845	17	1:50.386	31.648	31.121	21.341	26.276	42:55.937
3	1:49.990	31.554	31.014	21.455	25.967	6:51.835	18	1:50.226	31.399	31.257	21.367	26.203	44:46.163
4	1:50.358	31.795	31.123	21.407	26.033	8:42.193	19	1:51.891	31.786	31.568	21.907	26.630	46:38.054
5	1:50.097	31.621	31.056	21.400	26.020	10:32.290	23	Christophe Ponsson FRA					
6	1:49.954	31.562	31.040	21.314	26.038	12:22.244		Gil Motor Sport-Yamaha Yamaha YZF R1					
7	1:49.924	31.406	31.115	21.439	25.964	14:12.168	1	2:13.606	49.250	33.758	23.267	27.331	2:13.606
8	1:49.740	31.428	31.005	21.439	25.868	16:01.908	2	1:55.519	33.465	32.331	22.409	27.314	4:09.125
9	1:50.371	31.495	31.233	21.449	26.194	17:52.279	3	1:54.220	32.847	32.067	22.321	26.985	6:03.345
10	2:00.913 B	35.117	31.593	21.837	32.366	19:53.192	4	1:53.967	32.730	31.923	22.303	27.011	7:57.312
11	8:36.140	7:16.730	31.603	21.680	26.127	28:29.332	5	1:53.646	32.508	31.967	22.146	27.025	9:50.958
12	1:50.305	31.853	31.056	21.325	26.071	30:19.637	6	2:01.849 B	33.320	33.446	24.269	30.814	11:52.807
13	1:50.034	31.547	31.044	21.374	26.069	32:09.671	7	7:41.345	6:17.470	33.492	22.946	27.437	19:34.152
14	1:49.860	31.417	31.025	21.289	26.129	33:59.531	8	1:56.322	32.854	33.207	23.299	26.962	21:30.474
15	1:50.388	31.600	31.062	21.469	26.257	35:49.919	9	1:54.080	32.689	32.222	22.076	27.093	23:24.554
16	1:50.169	31.540	31.239	21.319	26.071	37:40.088	10	1:53.900	32.644	32.133	22.074	27.049	25:18.454
17	1:49.959	31.525	31.036	21.345	26.053	39:30.047	11	1:56.031 B	32.322	31.929	22.399	29.381	27:14.485
18	1:49.931	31.539	31.132	21.287	25.973	41:19.978	12	8:43.617	7:21.037	33.275	22.174	27.131	35:58.102
19	1:49.722	31.499	30.969	21.303	25.951	43:09.700	13	1:52.996	32.342	31.834	21.933	26.887	37:51.098
20	1:50.005	31.627	30.998	21.412	25.968	44:59.705	14	1:52.854	32.223	31.795	21.914	26.922	39:43.952
21	1:49.644	31.494	30.959	21.266	25.925	46:49.349	15	1:53.109	32.316	31.902	22.064	26.827	41:37.061
21	Michael Rinaldi ITA						16	1:52.800	32.167	31.786	21.985	26.862	43:29.861
	Aruba.It Racing - Ducati Ducati Panigale V4R						17	2:02.310 B	35.411	32.851	23.214	30.834	45:32.171
1	3:23.166	2:02.716	32.125	21.962	26.363	3:23.166	29	Luca Bernardi SMR					
2	1:50.738	31.850	31.017	21.602	26.269	5:13.904		BARNI Spark Racing Team Ducati Panigale V4R					
3	1:50.609	31.597	31.238	21.593	26.181	7:04.513	1	4:42.032	3:17.108	33.323	24.755	26.846	4:42.032
4	1:50.430	31.550	31.159	21.423	26.298	8:54.943	2	1:52.397	32.445	31.636	21.855	26.461	6:34.429
5	2:02.066 B	33.386	32.830	22.528	33.322	10:57.009	3	1:52.250	32.200	31.483	21.954	26.613	8:26.679
6	8:55.623	7:35.976	31.593	21.787	26.267	19:52.632	4	1:52.234	32.455	31.512	21.792	26.475	10:18.913
7	1:50.142	31.646	31.075	21.332	26.089	21:42.774	5	1:51.738	32.211	31.437	21.651	26.439	12:10.651
8	1:50.451	31.564	31.140	21.438	26.309	23:33.225	6	2:03.935 B	36.909	32.658	22.671	31.697	14:14.586
9	1:54.512	34.458	31.993	21.762	26.299	25:27.737	7	6:33.622	5:10.819	32.031	22.004	28.768	20:48.208
10	1:59.575 B	31.771	31.302	22.889	33.613	27:27.312	8	1:52.051	32.246	31.400	21.850	26.555	22:40.259
11	9:14.607	7:54.900	31.383	21.993	26.331	36:41.919	9	1:51.812	32.193	31.339	21.755	26.525	24:32.071
12	1:49.863	31.512	30.957	21.274	26.120	38:31.782	10	2:03.087 B	32.427	31.910	23.298	35.452	26:35.158
13	1:50.144	31.456	31.041	21.374	26.273	40:21.926	11	6:43.155	5:16.027	36.480	22.661	27.987	33:18.313
14	2:18.606 B	41.542	38.004	23.796	35.264	42:40.532	12	1:52.538	32.579	31.482	21.842	26.635	35:10.851
22	Alex Lowes GBR						13	1:52.236	32.305	31.599	21.695	26.637	37:03.087
	Kawasaki Racing Team WorldSBK Kawasaki ZX-10RR						14	1:52.832	32.475	31.751	21.935	26.671	38:55.919
1	2:14.648	53.619	32.213	22.195	26.621	2:14.648	15	2:16.584 B	39.349	37.144	27.835	32.256	41:12.503
2	1:51.204	31.845	31.376	21.516	26.467	4:05.852	16	4:13.607	2:48.992	33.953	23.195	27.467	45:26.110
3	1:52.039	32.611	31.366	21.467	26.595	5:57.891	31	Garrett Gerloff USA					
4	1:51.226	31.763	31.298	21.489	26.676	7:49.117		GYTR GRT Yamaha WorldSBK Team Yamaha YZF R1					
5	1:50.937	31.729	31.321	21.369	26.518	9:40.054	1	3:39.631	1:57.960	32.654	42.176	26.841	3:39.631
6	1:50.880	31.717	31.272	21.449	26.442	11:30.934	2	1:51.333	32.064	31.254	21.579	26.436	5:30.964
7	2:06.680 B	35.057	34.493	22.780	34.350	13:37.614	3	1:50.989	32.014	31.098	21.472	26.405	7:21.953
8	6:09.209	4:49.475	31.705	21.621	26.408	19:46.823	4	1:50.762	31.747	31.159	21.388	26.468	9:12.715
9	1:50.290	31.568	31.159	21.265	26.298	21:37.113	5	1:50.506	31.728	31.046	21.339	26.393	11:03.221
10	1:50.340	31.464	31.088	21.293	26.495	23:27.453	6	1:50.627	31.583	31.118	21.372	26.554	12:53.848
11	1:50.693	31.640	31.268	21.410	26.375	25:18.146	7	1:50.517	31.771	31.068	21.477	26.201	14:44.365



World SBK

DWO Supported Test Motorland

Free Practice 5

Sector Analysis

— Invalidated Lap ■ Personal Best ■ Session Best B Crossing the pit lane

Lap	Time	Sector 1	Sector 2	Sector 3	Sector 4	Elapsed	Lap	Time	Sector 1	Sector 2	Sector 3	Sector 4	Elapsed
8	1:50.466	31.776	31.100	21.261	26.329	16:34.831	3	2:21.377	33.770	57.043	24.174	26.390	6:30.575
9	1:50.386	31.686	31.108	21.286	26.306	18:25.217	4	1:50.872	31.755	31.292	21.428	26.397	8:21.447
10	1:50.441	31.616	31.117	21.268	26.440	20:15.658	5	1:51.467	31.940	31.504	21.554	26.469	10:12.914
11	1:59.518B	32.950	32.032	21.817	32.719	22:15.176	6	2:00.460B	34.093	32.375	22.623	31.369	12:13.374
12	8:53.815	7:32.969	32.318	21.779	26.749	31:08.991	7	8:39.978	7:07.130	33.201	22.883	36.764	20:53.352
13	1:49.994	31.509	30.993	21.218	26.274	32:58.985	8	1:53.169	32.699	31.904	21.867	26.699	22:46.521
14	1:49.632	31.389	30.784	21.094	26.365	34:48.617	9	2:02.849B	36.728	34.606	21.948	29.567	24:49.370
15	1:51.386	31.579	31.227	21.820	26.760	36:40.003	10	7:10.020	5:39.774	37.685	22.157	30.404	31:59.390
16	1:50.165	31.482	30.972	21.297	26.414	38:30.168	11	2:03.101B	33.113	32.060	21.896	36.032	34:02.491
17	1:50.674	31.707	31.043	21.616	26.308	40:20.842	12	4:42.705	3:22.045	32.221	21.918	26.521	38:45.196
18	1:57.460B	31.654	31.845	21.808	32.153	42:18.302							

35 Hafizh Syahrin

MYS
MIE Racing Honda Team Honda CBR1000 RR-R

1	5:39.144	4:09.767	38.362	23.647	27.368	5:39.144
2	1:54.862	33.530	32.597	21.969	26.766	7:34.006
3	1:53.002	32.392	31.793	21.915	26.902	9:27.008
4	1:53.256	32.473	31.984	22.017	26.782	11:20.264
5	1:57.626	36.354	32.314	22.224	26.734	13:17.890
6	2:07.491B	32.547	31.855	28.531	34.558	15:25.381
7	11:08.709	9:43.533	34.770	23.032	27.374	26:34.090
8	1:54.691	33.150	32.252	22.148	27.141	28:28.781
9	1:54.068	32.933	32.034	22.149	26.952	30:22.849
10	1:53.754	32.659	32.079	22.114	26.902	32:16.603
11	2:30.536B	50.234	38.846	26.084	35.372	34:47.139
12	9:22.934	7:55.422	37.469	23.011	27.032	44:10.073
13	1:52.957	32.758	31.625	21.796	26.778	46:03.030

37 Iliia Mykhalchyk

UKR
BMW Motorrad WorldSBK Team BMW M1000RR

1	6:26.724	5:04.582	33.190	22.366	26.586	6:26.724
2	1:52.395	32.362	31.776	21.663	26.594	8:19.119
3	1:52.201	32.221	31.735	21.696	26.549	10:11.320
4	1:54.744	33.184	32.639	22.316	26.605	12:06.064
5	1:59.411B	32.187	31.928	21.829	33.467	14:05.475
6	10:50.399	9:28.719	32.659	22.344	26.677	24:55.874
7	1:52.240	32.410	31.701	21.658	26.471	26:48.114
8	1:52.023	32.043	31.720	21.729	26.531	28:40.137
9	1:57.862B	32.376	31.674	21.678	32.134	30:37.999
10	5:27.905	4:05.931	32.373	22.235	27.366	36:05.904
11	1:57.138	36.387	31.970	22.365	26.416	38:03.042
12	1:51.032	31.881	31.360	21.540	26.251	39:54.074
13	1:51.619	31.876	31.521	21.743	26.479	41:45.693
14	2:01.582B	34.121	32.752	22.171	32.538	43:47.275

44 Lucas Mahias

FRA
Kawasaki Puccetti Racing Kawasaki ZX-10RR

1	3:49.762	2:29.590	32.118	21.655	26.399	3:49.762
2	1:51.162	31.960	31.225	21.573	26.404	5:40.924
3	1:51.934	32.034	31.520	21.718	26.662	7:32.858
4	1:52.091	32.197	31.497	21.717	26.680	9:24.949
5	2:05.162B	31.862	38.361	22.827	32.112	11:30.111

45 Scott Redding

GBR
BMW Motorrad WorldSBK Team BMW M1000RR

1	2:18.076	57.687	32.310	21.739	26.340	2:18.076
2	1:51.122	31.809	31.263	21.582	26.468	4:09.198

47 Axel Bassani

ITA
Motocorsa Racing Ducati Panigale V4R

1	11:11.880	9:50.283	32.271	22.721	26.605	11:11.880
2	1:51.996	32.216	31.451	21.953	26.376	13:03.876
3	1:51.578	32.108	31.378	21.859	26.233	14:55.454
4	1:51.470	32.056	31.406	21.783	26.225	16:46.924
5	1:51.210	32.017	31.255	21.706	26.232	18:38.134
6	2:02.365B	34.162	32.804	22.797	32.602	20:40.499
7	4:41.863	3:20.769	32.330	22.267	26.497	25:22.362
8	1:52.434	32.228	31.543	21.941	26.722	27:14.796
9	1:52.546	32.362	31.686	22.072	26.426	29:07.342
10	1:51.967	32.193	31.562	21.807	26.405	30:59.309
11	1:51.979	32.254	31.542	21.813	26.370	32:51.288
12	2:02.088B	33.918	32.691	22.864	32.615	34:53.376
13	4:18.889	2:58.418	32.022	22.036	26.413	39:12.265
14	1:51.389	32.005	31.357	21.778	26.249	41:03.654
15	1:51.064	32.004	31.157	21.682	26.221	42:54.718
16	1:51.249	31.971	31.382	21.624	26.272	44:45.967
17	2:00.891	38.990	32.603	22.663	26.635	46:46.858

50 Eugene Laverty

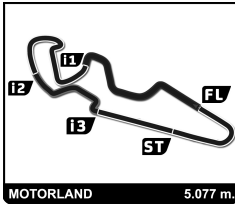
IRL
Bonovo Action BMW BMW M1000RR

1	1:56.131	35.292	32.473	21.747	26.619	1:56.131
2	3:17.103B	32.198	1:38.659	30.908	35.338	5:13.234
3	8:02.000	6:39.983	32.262	22.488	27.267	13:15.234
4	1:50.995	31.880	31.347	21.447	26.321	15:06.229
5	1:51.438	31.918	31.398	21.692	26.430	16:57.667
6	1:51.679	31.956	31.496	21.700	26.527	18:49.346
7	2:04.860B	34.586	32.214	22.165	35.895	20:54.206
8	6:13.586	4:48.111	34.869	22.335	28.271	27:07.792
9	1:51.231	31.911	31.497	21.512	26.311	28:59.023
10	1:51.084	31.855	31.282	21.643	26.304	30:50.107
11	2:01.922B	33.307	32.368	22.375	33.872	32:52.029
12	5:52.376	4:30.463	33.015	21.910	26.988	38:44.405
13	1:50.446	31.701	31.100	21.442	26.203	40:34.851
14	1:51.095	31.957	31.320	21.561	26.257	42:25.946
15	2:11.103B	39.517	33.383	22.173	36.030	44:37.049

52 Oliver Konig

CZE
Orelac Racing Verdatura Kawasaki ZX-10RR

1	2:26.725	1:03.852	33.129	22.684	27.060	2:26.725
2	1:54.749	33.148	32.368	22.392	26.841	4:21.474
3	1:54.033	32.889	32.112	22.163	26.869	6:15.507
4	1:53.931	32.844	32.052	22.006	27.029	8:09.438
5	1:54.003	32.887	32.107	22.130	26.879	10:03.441
6	1:53.618	32.696	31.936	22.033	26.953	11:57.059



World SBK

DWO Supported Test Motorland

Free Practice 5

Sector Analysis

— Invalidated Lap ■ Personal Best ■ Session Best B Crossing the pit lane

Lap	Time	Sector 1	Sector 2	Sector 3	Sector 4	Elapsed	Lap	Time	Sector 1	Sector 2	Sector 3	Sector 4	Elapsed
7	2:11.381 B	38.311	36.135	22.862	34.073	14:08.440	3	1:50.346	31.604	31.118	21.434	26.190	5:32.706
8	6:21.885	4:58.222	33.395	23.109	27.159	20:30.325	4	1:50.523	31.571	31.143	21.432	26.377	7:23.229
9	1:54.588	32.984	32.348	22.259	26.997	22:24.913	5	1:51.132	31.809	31.211	21.461	26.651	9:14.361
10	1:54.539	32.929	32.441	22.120	27.049	24:19.452	6	1:51.009	31.769	31.259	21.420	26.561	11:05.370
11	1:53.868	32.872	32.032	22.011	26.953	26:13.320	7	2:01.937 B	33.299	33.003	22.351	33.284	13:07.307
12	2:04.783 B	33.182	33.340	22.965	35.296	28:18.103	8	4:21.381	2:59.539	32.807	22.282	26.753	17:28.688
13	8:29.045	7:06.401	33.254	22.245	27.145	36:47.148	9	1:49.955	31.565	30.851	21.189	26.350	19:18.643
14	1:53.994	32.753	32.045	22.135	27.061	38:41.142	10	2:01.741 B	33.430	33.305	22.288	32.718	21:20.384
15	1:53.697	32.782	31.978	21.878	27.059	40:34.839	11	4:00.879	2:37.336	34.278	22.324	26.941	25:21.263
16	1:53.661	32.659	32.065	22.025	26.912	42:28.500	12	1:49.383	31.249	30.712	21.257	26.165	27:10.646
17	2:11.102 B	34.305	36.244	22.589	37.964	44:39.602	13	1:56.222 B	31.545	31.151	21.312	32.214	29:06.868

55	Andrea Locatelli						ITA
Pata Yamaha with Brixx WorldSBK		Yamaha YZF R1					
1	2:59.863	1:39.525	32.386	21.717	26.235	2:59.863	
2	1:50.123	31.635	31.116	21.259	26.113	4:49.986	
3	1:50.152	31.445	31.179	21.381	26.147	6:40.138	
4	1:50.124	31.477	31.074	21.330	26.243	8:30.262	
5	2:00.681 B	33.734	32.617	22.301	32.029	10:30.943	
6	7:22.596	5:58.690	34.621	22.809	26.476	17:53.539	
7	1:51.243	32.009	31.406	21.504	26.324	19:44.782	
8	1:54.781	32.160	34.535	21.776	26.310	21:39.563	
9	2:05.154 B	31.934	31.349	29.280	32.591	23:44.717	
10	6:50.320	5:29.893	32.237	21.634	26.556	30:35.037	
11	1:51.703	32.095	31.651	21.814	26.143	32:26.740	
12	1:50.149	31.501	31.175	21.324	26.149	34:16.889	
13	1:50.244	31.567	31.190	21.335	26.152	36:07.133	
14	1:50.476	31.692	31.195	21.369	26.220	37:57.609	
15	1:50.602	31.730	31.242	21.397	26.233	39:48.211	
16	2:05.435 B	31.917	31.494	21.888	40.136	41:53.646	

65	Jonathan Rea						GBR
Kawasaki Racing Team WorldSBK		Kawasaki ZX-10RR					
1	1:52.263	32.692	31.563	21.683	26.325	1:52.263	
2	1:49.818	31.578	30.911	21.255	26.074	3:42.081	
3	1:50.005	31.452	30.981	21.386	26.186	5:32.086	
4	1:50.295	31.659	31.054	21.344	26.238	7:22.381	
5	1:50.656	31.593	31.390	21.417	26.256	9:13.037	
6	1:50.461	31.621	31.192	21.355	26.293	11:03.498	
7	1:50.625	31.612	31.268	21.481	26.264	12:54.123	
8	2:01.799 B	32.897	33.512	22.994	32.396	14:55.922	
9	6:24.101	5:03.673	32.089	21.970	26.369	21:20.023	
10	1:49.636	31.459	30.860	21.175	26.142	23:09.659	
11	1:49.877	31.458	30.970	21.247	26.202	24:59.536	
12	1:50.415	31.595	31.114	21.426	26.280	26:49.951	
13	1:50.360	31.479	31.100	21.408	26.373	28:40.311	
14	1:50.933	31.973	31.273	21.346	26.341	30:31.244	
15	1:50.547	31.637	31.198	21.350	26.362	32:21.791	
16	2:02.167 B	34.667	34.122	21.880	31.498	34:23.958	
17	8:37.344	7:18.163	31.639	21.408	26.134	43:01.302	
18	1:48.943	31.244	30.612	21.114	25.973	44:50.245	
19	1:49.007	31.285	30.692	21.053	25.977	46:39.252	

76	Loris Baz						FRA
Bonovo Action BMW		BMW M1000RR					
1	1:52.516	33.058	31.499	21.727	26.232	1:52.516	
2	1:49.844	31.586	30.882	21.390	25.986	3:42.360	

84	Loris Cressson						BEL
TPR Team Pedercini Racing		Kawasaki ZX-10RR					
1	3:32.400	2:10.406	32.546	22.449	26.999	3:32.400	
2	1:53.871	32.702	32.049	22.175	26.945	5:26.271	
3	1:54.508	32.802	32.237	22.329	27.140	7:20.779	
4	1:54.232	32.735	32.166	22.211	27.120	9:15.011	
5	1:53.938	32.688	32.075	22.104	27.071	11:08.949	
6	2:16.396 B	37.461	32.391	34.225	32.319	13:25.345	
7	17:10.574	...	32.252	21.929	26.868	30:35.919	
8	1:53.963	32.499	32.130	22.204	27.130	32:29.882	
9	1:54.182	32.686	32.351	22.118	27.027	34:24.064	
10	2:06.323 B	35.537	34.943	22.980	32.863	36:30.387	
11	4:57.490	3:34.939	32.869	22.568	27.114	41:27.877	
12	1:54.479	32.905	32.245	22.305	27.024	43:22.356	
13	2:04.993	41.992	33.134	22.598	27.269	45:27.349	

97	Xavi Vierge						ESP
Team HRC		Honda CBR1000 RR-R					
1	2:36.346	1:15.766	32.413	21.890	26.277	2:36.346	
2	1:51.841	32.256	31.845	21.715	26.025	4:28.187	
3	1:51.461	31.758	31.766	21.774	26.163	6:19.648	
4	1:51.551	31.920	31.625	21.717	26.289	8:11.199	
5	2:11.411 B	31.855	35.604	23.963	39.989	10:22.610	
6	12:53.712	...	33.055	21.983	26.430	23:16.322	
7	1:52.144	32.234	31.725	21.880	26.305	25:08.466	
8	1:51.677	31.971	31.725	21.617	26.364	27:00.143	
9	1:52.072	32.245	31.717	21.703	26.407	28:52.215	
10	1:52.044	32.194	31.724	21.753	26.373	30:44.259	
11	2:12.043 B	32.106	38.577	24.688	36.672	32:56.302	
12	7:50.726	6:30.661	32.245	21.634	26.186	40:47.028	
13	1:50.325	31.618	31.276	21.376	26.055	42:37.353	
14	1:54.472	31.668	31.669	22.649	28.486	44:31.825	
15	1:52.420	32.213	31.915	21.851	26.441	46:24.245	