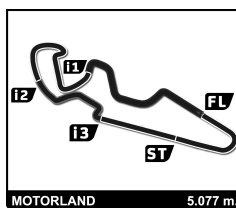


**World SSP**  
DWO Supported Test Motorland  
Free Practice 6  
Sector Analysis

— Invalidated Lap    ■ Personal Best    ■ Session Best    B Crossing the pit lane

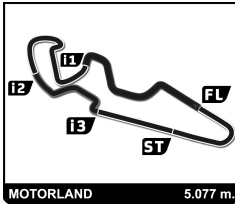
Lap	Time	Sector 1	Sector 2	Sector 3	Sector 4	Elapsed	Lap	Time	Sector 1	Sector 2	Sector 3	Sector 4	Elapsed		
<b>3</b>	<b>Raffaele De Rosa</b> ITA							<b>10</b>	<b>Unai Orradre</b> ESP						
	Orelac Racing Verdnatura WorldSSP						Ducati Panigale V2		MS Racing Yamaha WorldSSP						Yamaha YZF R6
1	4:36.410	3:07.479	34.878	54.053		4:36.410	1	4:03.493	2:36.370	34.782	52.341		4:03.493		
2	1:56.065	33.175	32.461	50.429		6:32.475	2	1:58.213	33.822	33.018	51.373		6:01.706		
3	1:55.295	32.849	32.267	50.179		8:27.770	3	1:57.770	33.599	32.953	51.218		7:59.476		
4	1:55.479	32.881	32.344	50.254		10:23.249	4	2:00.160	34.189	34.828	51.143		9:59.636		
5	1:55.497	32.825	32.335	50.337		12:18.746	5	2:03.344	33.917	37.431	51.996		12:02.980		
6	1:55.432	32.693	32.402	50.337		14:14.178	6	1:58.415	33.732	33.294	51.389		14:01.395		
7	1:56.024	32.955	32.494	50.575		16:10.202	7	2:11.231 B	37.607	35.017	58.607		16:12.626		
8	2:11.242 B	37.946	34.683	58.613		18:21.444	8	8:20.045	6:50.544	36.811	52.690		24:32.671		
9	6:25.562	4:59.205	34.794	51.563		24:47.006	9	1:57.759	33.638	33.007	51.114		26:30.430		
10	1:54.555	32.560	32.081	49.914		26:41.561	10	1:56.904	33.256	32.790	50.858		28:27.334		
11	1:54.548	32.475	32.100	49.973		28:36.109	11	2:00.697	34.676	34.638	51.383		30:28.031		
12	1:55.120	32.600	32.420	50.100		30:31.229	12	1:56.633	33.193	32.773	50.667		32:24.664		
13	2:05.228 B	35.082	34.213	55.933		32:36.457	13	2:12.653 B	39.440	35.836	57.377		34:37.317		
14	5:25.583	3:58.801	36.201	50.581		38:02.040	14	4:58.213	3:28.319	36.483	53.411		39:35.530		
15	1:59.466	<b>32.280</b>	36.646	50.540		40:01.506	15	1:56.837	33.279	32.853	50.705		41:32.367		
16	1:54.383	32.381	32.134	<b>49.868</b>		41:55.889	16	<b>1:56.147</b>	<b>32.969</b>	<b>32.596</b>	50.582		43:28.514		
17	<b>1:54.370</b>	32.436	<b>32.042</b>	49.892		43:50.259	17	1:56.294	32.988	32.773	<b>50.533</b>		45:24.808		
18	2:07.523	39.404	35.649	52.470		45:57.782									
<b>6</b>	<b>Jeffrey Buis</b> NLD							<b>11</b>	<b>Nicolo Bulega</b> ITA						
	Motozoo Racing by Puccetti						Kawasaki ZX-6R		Aruba.it Racing WorldSSP Team						Ducati Panigale V2
1	2:12.911	48.657	33.185	51.069		2:12.911	1	2:38.671	1:14.031	33.624	51.016		2:38.671		
2	<b>1:56.186</b>	33.065	<b>32.356</b>	50.765		4:09.097	2	1:55.100	32.717	32.122	50.261		4:33.771		
3	1:56.624	<b>33.059</b>	32.674	50.891		6:05.721	3	1:54.287	32.389	31.972	49.926		6:28.058		
4	1:57.856	33.350	33.678	50.828		8:03.577	4	1:54.745	32.676	32.114	49.955		8:22.803		
5	2:05.095 B	35.103	33.363	56.629		10:08.672	5	2:02.978	40.091	32.612	50.275		10:25.781		
6	24:40.732	...	35.328	55.910		34:49.404	6	1:54.971	32.799	32.059	50.113		12:20.752		
7	1:56.298	33.188	32.518	<b>50.592</b>		36:45.702	7	2:05.825 B	37.518	33.065	55.242		14:26.577		
8	1:57.728	33.184	33.903	50.641		38:43.430	8	6:47.552	5:24.825	32.638	50.089		21:14.129		
9	1:56.295	33.063	32.468	50.764		40:39.725	9	1:54.048	32.580	31.814	49.654		23:08.177		
10	1:56.261	33.068	32.462	50.731		42:35.986	10	1:54.180	32.678	31.826	49.676		25:02.357		
11	2:00.917	33.383	36.526	51.008		44:36.903	11	1:54.226	32.488	31.969	49.769		26:56.583		
12	1:56.808	33.072	32.600	51.136		46:33.711	12	1:54.103	32.454	31.910	49.739		28:50.686		
<b>7</b>	<b>Lorenzo Baldassari</b> ITA							<b>12</b>	<b>Filippo Fuligni</b> ITA						
	Evan Bros. WorldSSP Yamaha Team						Yamaha YZF R6		D34G Racing						Ducati Panigale V2
1	1:58.383	33.652	33.454	51.277		1:58.383	1	4:28.770	3:03.576	33.855	51.339		4:28.770		
2	1:55.159	32.851	32.208	50.100		3:53.542	2	1:56.851	<b>33.095</b>	32.919	50.837		6:25.621		
3	1:54.811	32.791	32.084	49.936		5:48.353	3	<b>1:56.711</b>	33.259	<b>32.689</b>	<b>50.763</b>		8:22.332		
4	1:54.038	32.581	31.848	49.609		7:42.391	4	1:57.167	33.290	32.884	50.993		10:19.499		
5	1:54.280	32.585	31.934	49.761		9:36.671	5	1:57.143	33.442	32.765	50.936		12:16.642		
6	1:54.090	32.442	31.870	49.778		11:30.761	6	1:57.517	33.204	33.105	51.208		14:14.159		
7	2:04.869 B	34.496	33.445	56.928		13:35.630	7	22:33.120	33.522	32.924	...		36:47.279		
8	8:12.587	6:49.411	32.891	50.285		21:48.217	8	2:21.189	51.872	36.992	52.325		39:08.468		
9	1:53.687	32.430	31.784	49.473		23:41.904	9	1:57.695	33.366	33.112	51.217		41:06.163		
10	1:54.586	<b>32.308</b>	31.928	50.350		25:36.490	10	1:58.433	33.723	33.293	51.417		43:04.596		
11	1:53.930	32.447	31.892	49.591		27:30.420	11	1:57.396	33.425	32.900	51.071		45:01.992		
12	1:58.494	35.972	32.375	50.147		29:28.914									
13	1:53.773	32.448	31.828	49.497		31:22.687									
14	2:05.394 B	34.530	33.669	57.195		33:28.081									
15	6:45.034	5:22.150	32.863	50.021		40:13.115									
16	1:53.466	32.331	31.825	<b>49.310</b>		42:06.581									
17	<b>1:53.464</b>	32.344	31.782	49.338		44:00.045									
18	1:54.812	32.417	<b>31.774</b>	50.621		45:54.857									



## World SSP DWO Supported Test Motorland Free Practice 6 Sector Analysis

— Invalidated Lap    ■ Personal Best    ■ Session Best    B Crossing the pit lane

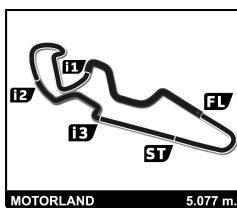
Lap	Time	Sector 1	Sector 2	Sector 3	Sector 4	Elapsed	Lap	Time	Sector 1	Sector 2	Sector 3	Sector 4	Elapsed	
<b>15</b>	<b>Eugene McManus</b> IRL							7	4:49.442	3:23.529	33.900	52.013	19:10.713	
	Motozoo Racing by Puccetti Kawasaki ZX-6R							8	1:58.565	33.930	33.407	51.228	21:09.278	
1	9:48.705	8:21.541	34.759	52.405		9:48.705	9	1:58.015	33.608	33.253	<b>51.154</b>	23:07.293		
2	2:00.836	33.906	34.379	52.551		11:49.541	10	2:07.458 B	33.392	33.900	1:00.166	25:14.751		
3	1:59.400	33.759	33.564	52.077		13:48.941	11	9:59.365	8:30.136	35.439	53.790	35:14.116		
4	2:00.755	34.087	34.030	52.638		15:49.696	12	1:58.656	33.774	33.430	51.452	37:12.772		
5	1:58.005	33.424	33.154	51.427		17:47.701	13	1:58.573	33.597	33.550	51.426	39:11.345		
6	1:58.845	33.680	33.208	51.957		19:46.546	14	1:58.172	33.401	33.601	51.170	41:09.517		
7	2:12.802 B	35.912	35.954	1:00.936		21:59.348	15	<b>1:58.011</b>	33.639	<b>33.165</b>	51.207	43:07.528		
8	10:56.486	9:30.846	33.870	51.770		32:55.834	16	1:58.432	<b>33.254</b>	33.777	51.401	45:05.960		
9	1:57.822	33.516	33.158	<b>51.148</b>		34:53.656								
10	<b>1:56.967</b>	<b>32.990</b>	<b>32.820</b>	51.157		36:50.623								
<b>16</b>	<b>Jules Cluzel</b> FRA							<b>24</b>	<b>Leonardo Taccini</b> ITA					
	GMT94 Yamaha Yamaha YZF R6								Ten Kate Racing Yamaha Yamaha YZF R6					
1	4:11.247	2:42.102	34.220	54.925		4:11.247	1	2:12.294	46.958	34.467	50.869	2:12.294		
2	1:54.683	32.826	32.052	49.805		6:05.930	2	1:55.881	32.876	32.547	50.458	4:08.175		
3	1:54.536	32.663	32.092	49.781		8:00.466	3	1:57.153	33.321	33.184	50.648	6:05.328		
4	2:00.513	32.596	36.747	51.170		10:00.979	4	1:55.466	32.843	32.348	<b>50.275</b>	8:00.794		
5	1:55.987	32.686	32.965	50.336		11:56.966	5	1:57.247	33.020	33.808	50.419	9:58.041		
6	1:56.880	32.657	32.182	52.041		13:53.846	6	<b>1:55.414</b>	<b>32.652</b>	32.425	50.337	11:53.455		
7	2:01.098 B	32.470	32.071	56.557		15:54.944	7	1:58.920	32.914	35.011	50.995	13:52.375		
8	7:19.089	5:55.265	32.735	51.089		23:14.033	8	1:56.795	33.000	32.846	50.949	15:49.170		
9	1:53.948	32.403	31.873	49.672		25:07.981	9	2:08.908 B	33.275	39.980	55.653	17:58.078		
10	1:54.268	32.464	32.014	49.790		27:02.249	10	12:52.766	...	32.663	51.158	30:50.844		
11	1:54.316	32.441	32.080	49.795		28:56.565	11	1:58.759	35.848	32.342	50.569	32:49.603		
12	1:54.277	32.439	32.030	49.808		30:50.842	12	2:01.394	33.908	32.879	54.607	34:50.997		
13	2:03.866 B	35.298	32.417	56.151		32:54.708	13	1:55.946	32.860	32.447	50.639	36:46.943		
14	5:10.214	3:46.969	32.958	50.287		38:04.922	14	1:55.863	32.717	32.592	50.554	38:42.806		
15	<b>1:53.407</b>	32.330	<b>31.832</b>	<b>49.245</b>		39:58.329	15	1:56.255	32.921	32.597	50.737	40:39.061		
16	2:00.233	<b>32.042</b>	36.420	51.771		41:58.562	16	1:56.227	33.022	32.627	50.578	42:35.288		
17	1:53.870	32.294	31.974	49.602		43:52.432	17	2:00.957	32.777	36.752	51.428	44:36.245		
18	1:56.268	32.739	32.723	50.806		45:48.700	18	1:55.439	32.770	<b>32.337</b>	50.332	46:31.684		
<b>17</b>	<b>Kyle Smith</b> GBR							<b>25</b>	<b>Marcel Brenner</b> CHE					
	VFT Racing Yamaha YZF R6								VFT Racing Yamaha YZF R6					
1	3:53.561	2:27.820	33.910	51.831		3:53.561	1	2:17.217	52.056	33.700	51.461	2:17.217		
2	1:56.297	33.086	32.523	50.688		5:49.858	2	1:55.726	32.790	32.537	50.399	4:12.943		
3	1:55.683	32.858	32.248	50.577		7:45.541	3	2:01.464 B	32.597	32.886	55.981	6:14.407		
4	1:55.905	32.919	32.443	50.543		9:41.446	4	5:25.834	4:01.290	33.618	50.926	11:40.241		
5	1:56.552	32.864	32.565	51.123		11:37.998	5	1:55.461	32.591	<b>32.210</b>	50.660	13:35.702		
6	1:58.172	33.871	32.803	51.498		13:36.170	6	1:55.438	<b>32.488</b>	32.374	50.576	15:31.140		
7	2:04.948 B	32.740	32.454	59.754		15:41.118	7	2:04.420 B	32.609	32.404	59.407	17:35.560		
8	9:55.380	8:31.106	33.104	51.170		25:36.498	8	7:37.409	6:13.234	33.052	51.123	25:12.969		
9	<b>1:55.219</b>	32.708	<b>32.126</b>	<b>50.385</b>		27:31.717	9	1:55.744	32.804	32.491	50.449	27:08.713		
10	2:04.905 B	<b>32.693</b>	32.329	59.883		29:36.622	10	<b>1:55.363</b>	32.584	32.415	<b>50.364</b>	29:04.076		
11	12:53.381 B	...	34.381	59.898		42:30.003	11	1:55.441	32.664	32.331	50.446	30:59.517		
<b>22</b>	<b>Federico Fuligni</b> ITA							<b>28</b>	<b>Glenn van Straalen</b> NLD					
	D34G Racing Ducati Panigale V2								EAB Racing Team Yamaha YZF R6					
1	4:20.411	2:52.221	35.145	53.045		4:20.411	1	2:13.551	49.847	32.921	50.783	2:13.551		
2	1:59.511	34.257	33.517	51.737		6:19.922	2	1:55.244	32.722	32.282	50.240	4:08.795		
3	1:58.636	33.806	33.276	51.554		8:18.558	3	1:55.743	32.823	32.700	50.220	6:04.538		
4	1:58.881	33.797	33.402	51.682		10:17.439	4	1:55.372	32.941	<b>32.201</b>	50.230	7:59.910		
5	1:58.142	33.594	33.208	51.340		12:15.581	5	1:56.002	33.021	32.294	50.687	9:55.912		
6	2:05.690 B	33.615	33.475	58.600		14:21.271								



## World SSP DWO Supported Test Motorland Free Practice 6 Sector Analysis

— Invalidated Lap    ■ Personal Best    ■ Session Best    B Crossing the pit lane

Lap	Time	Sector 1	Sector 2	Sector 3	Sector 4	Elapsed	Lap	Time	Sector 1	Sector 2	Sector 3	Sector 4	Elapsed
6	1:55.819	32.841	32.400	50.578		11:51.731	<b>50</b> Ondrej Vostatek <span style="float:right">CZE</span>						
7	2:12.348	34.159	45.811	52.378		14:04.079	MS Racing Yamaha WorldSSP <span style="float:right">Yamaha YZF R6</span>						
8	1:55.481	32.769	32.321	50.391		15:59.560	1	4:31.270	3:06.536	33.283	51.451		4:31.270
9	2:03.245B	33.179	32.742	57.324		18:02.805	2	1:56.762	33.297	32.646	50.819		6:28.032
10	9:42.055	8:18.267	32.896	50.892		27:44.860	3	2:12.010	35.220	41.837	54.953		8:40.042
11	1:55.847	33.165	32.457	50.225		29:40.707	4	1:57.227	33.220	32.875	51.132		10:37.269
12	1:55.586	33.234	32.213	50.139		31:36.293	5	1:56.968	33.102	32.815	51.051		12:34.237
13	<b>1:54.948</b>	<b>32.655</b>	32.252	<b>50.041</b>		33:31.241	6	1:56.814	33.035	32.909	50.870		14:31.051
14	2:02.429	32.783	32.497	57.149		35:33.670	7	2:04.951	35.616	35.444	53.891		16:36.002
15	1:57.813	35.018	32.565	50.230		37:31.483	8	2:04.926B	34.544	33.588	56.794		18:40.928
16	1:55.735	32.806	32.450	50.479		39:27.218	9	12:21.942	...	33.338	50.967		31:02.870
17	1:55.891	33.020	32.448	50.423		41:23.109	10	<b>1:56.178</b>	32.949	<b>32.579</b>	50.650		32:59.048
18	2:07.630	32.905	43.826	50.899		43:30.739	11	1:56.294	33.002	32.663	<b>50.629</b>		34:55.342
19	1:56.510	33.142	32.653	50.715		45:27.249	12	1:56.350	<b>32.906</b>	32.666	50.778		36:51.692
<b>32</b> Oliver Bayliss <span style="float:right">AUS</span>							13	2:00.304	33.604	34.380	52.320		38:51.996
BARNI Spark Racing Team <span style="float:right">Ducati Panigale V2</span>							14	1:56.917	33.192	32.789	50.936		40:48.913
1	2:30.971	1:02.779	36.096	52.096		2:30.971	15	1:58.441	33.129	33.491	51.821		42:47.354
2	1:58.308	33.680	33.377	51.251		4:29.279	16	1:57.415	33.277	33.148	50.990		44:44.769
3	1:56.516	33.116	32.943	50.457		6:25.795	17	2:16.841B	38.247	34.459	1:04.135		47:01.610
4	1:57.203	33.564	32.656	50.983		8:22.998	<b>52</b> Patrick Hobelsberger <span style="float:right">DEU</span>						
5	1:56.639	33.282	32.691	50.666		10:19.637	Kallio Racing <span style="float:right">Yamaha YZF R6</span>						
6	1:56.785	33.490	32.925	50.370		12:16.422	1	2:17.497	51.872	33.718	51.907		2:17.497
7	2:05.857B	32.965	32.949	59.943		14:22.279	2	1:59.819	33.578	32.786	53.455		4:17.316
8	6:52.441	5:29.312	32.891	<b>50.238</b>		21:14.720	3	1:57.147	33.585	32.844	50.718		6:14.463
9	1:55.903	32.907	32.754	50.242		23:10.623	4	1:57.143	33.152	33.253	50.738		8:11.606
10	<b>1:55.510</b>	<b>32.798</b>	<b>32.445</b>	50.267		25:06.133	5	1:56.655	33.234	32.663	50.758		10:08.261
11	1:59.360	36.326	32.647	50.387		27:05.493	6	2:06.262B	34.419	34.294	57.549		12:14.523
12	1:55.767	32.856	32.555	50.356		29:01.260	7	10:09.885	8:46.061	33.152	50.672		22:24.408
13	1:55.906	32.857	32.692	50.357		30:57.166	8	1:55.362	32.931	32.299	50.132		24:19.770
14	2:04.730B	33.131	35.469	56.130		33:01.896	9	1:55.050	32.676	32.286	50.088		26:14.820
15	6:01.163	4:35.950	33.803	51.410		39:03.059	10	1:55.266	32.736	32.268	50.262		28:10.086
16	1:57.667	33.424	33.227	51.016		41:00.726	11	2:15.479B	40.258	36.812	58.409		30:25.565
17	1:57.240	33.468	33.013	50.759		42:57.966	12	10:19.294	8:54.389	33.992	50.913		40:44.859
18	1:57.030	33.380	33.061	50.589		44:54.996	13	<b>1:54.972</b>	32.676	<b>32.225</b>	<b>50.071</b>		42:39.831
<b>38</b> Hannes Soomer <span style="float:right">EST</span>							14	1:55.271	32.666	32.391	50.214		44:35.102
Dynavolt Triumph <span style="float:right">Triumph Street Triple RS</span>							15	1:55.059	<b>32.644</b>	32.317	50.098		46:30.161
1	2:34.668	1:09.893	33.547	51.228		2:34.668	<b>54</b> Bahattin Sofuoglu <span style="float:right">TUR</span>						
2	1:57.020	33.363	32.992	50.665		4:31.688	MV Agusta Reparto Corse <span style="float:right">MV Agusta F3 800 RR</span>						
3	1:56.551	33.145	32.894	50.512		6:28.239	1	2:40.798	1:13.901	34.612	52.285		2:40.798
4	1:55.349	32.804	32.325	50.220		8:23.588	2	1:57.689	33.672	33.053	50.964		4:38.487
5	1:56.328	32.983	32.819	50.526		10:19.916	3	1:56.342	33.191	32.668	50.483		6:34.829
6	2:02.614B	33.488	33.022	56.104		12:22.530	4	1:56.319	33.049	32.898	50.372		8:31.148
7	10:10.197	8:46.113	33.139	50.945		22:32.727	5	1:56.190	33.086	32.677	50.427		10:27.338
8	1:55.932	33.097	32.540	50.295		24:28.659	6	1:56.168	32.977	32.876	50.315		12:23.506
9	1:55.332	<b>32.637</b>	32.351	50.344		26:23.991	7	1:55.917	32.953	32.597	50.367		14:19.423
10	1:55.620	32.854	32.387	50.379		28:19.611	8	2:14.075B	36.187	37.315	1:00.573		16:33.498
11	2:01.008B	32.819	32.492	55.697		30:20.619	9	7:55.720	6:29.308	34.635	51.777		24:29.218
12	5:35.244	4:11.873	32.976	50.395		35:55.863	10	1:55.514	32.848	32.385	50.281		26:24.732
13	1:55.523	32.880	32.458	50.185		37:51.386	11	1:54.605	32.658	<b>32.164</b>	49.783		28:19.337
14	1:55.325	32.657	32.403	50.265		39:46.711	12	1:54.602	32.625	32.211	49.766		30:13.939
15	<b>1:54.947</b>	32.646	<b>32.296</b>	<b>50.005</b>		41:41.658	13	<b>1:54.508</b>	<b>32.619</b>	32.206	<b>49.683</b>		32:08.447
16	1:56.385	32.825	32.721	50.839		43:38.043	14	1:58.907	34.555	33.553	50.799		34:07.354
17	1:55.824	32.805	32.407	50.612		45:33.867	15	1:58.620	34.801	33.041	50.778		36:05.974
							16	1:59.924	36.315	33.212	50.397		38:05.898



## World SSP DWO Supported Test Motorland Free Practice 6

### Sector Analysis

— Invalidated Lap   ■ Personal Best   ■ Session Best   B Crossing the pit lane

Lap	Time	Sector 1	Sector 2	Sector 3	Sector 4	Elapsed	Lap	Time	Sector 1	Sector 2	Sector 3	Sector 4	Elapsed
17	1:57.720	34.142	33.121	50.457		40:03.618	12	5:21.910	3:56.720	33.100	52.090		39:13.465
18	1:55.727	32.799	32.572	50.356		41:59.345	13	1:53.542	32.036	32.019	49.487		41:07.007
19	1:55.517	32.626	32.576	50.315		43:54.862	14	1:53.970	32.433	31.937	49.600		43:00.977
20	2:07.869	37.811	38.812	51.246		46:02.731	15	1:53.714	32.066	32.003	49.645		44:54.691
							16	1:54.193	32.215	32.116	49.862		46:48.884

55 Yari Montella							ITA
Kawasaki Puccetti Racing						Kawasaki ZX-6R	
1	3:27.438	2:04.219	32.901	50.318		3:27.438	
2	1:55.222	32.437	32.181	50.604		5:22.660	
3	1:55.101	32.574	32.382	50.145		7:17.761	
4	1:55.360	32.743	32.484	50.133		9:13.121	
5	1:56.075	32.947	32.779	50.349		11:09.196	
6	2:06.590 B	33.929	34.178	58.483		13:15.786	
7	6:49.177	5:20.433	37.599	51.145		20:04.963	
8	1:55.412	32.792	32.364	50.256		22:00.375	
9	1:54.929	32.691	32.295	49.943		23:55.304	
10	1:55.113	32.621	32.283	50.209		25:50.417	
11	1:54.793	32.527	32.288	49.978		27:45.210	
12	1:55.284	32.662	32.396	50.226		29:40.494	
13	1:55.139	32.926	32.239	49.974		31:35.633	
14	1:57.073	32.800	32.679	51.594		33:32.706	
15	2:04.508 B	33.286	33.520	57.702		35:37.214	
16	5:51.187	4:28.873	32.392	49.922		41:28.401	
17	1:54.088	32.349	32.170	49.569		43:22.489	
18	1:54.306	32.432	32.193	49.681		45:16.795	

56 Peter Sebastyen							HUN
Evan Bros. WorldSSP Yamaha Team						Yamaha YZF R6	
1	1:57.681	33.223	33.287	51.171		1:57.681	
2	1:56.341	33.774	32.416	50.151		3:54.022	
3	1:55.442	32.812	32.511	50.119		5:49.464	
4	1:55.217	32.749	32.285	50.183		7:44.681	
5	1:55.862	32.872	32.523	50.467		9:40.543	
6	2:06.940 B	33.254	33.874	59.812		11:47.483	
7	10:14.185	8:49.074	34.345	50.766		22:01.668	
8	2:06.897	33.103	33.018	1:00.776		24:08.565	
9	1:56.682	33.140	32.732	50.810		26:05.247	
10	1:56.558	33.235	32.747	50.576		28:01.805	
11	2:03.803 B	33.040	33.053	57.710		30:05.608	
12	10:07.926	8:44.764	33.153	50.009		40:13.534	
13	1:54.408	32.458	32.109	49.841		42:07.942	
14	1:55.199	32.692	32.228	50.279		44:03.141	
15	1:56.772	33.111	33.199	50.462		45:59.913	

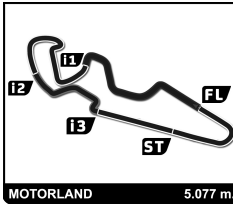
61 Can Oncu							TUR
Kawasaki Puccetti Racing						Kawasaki ZX-6R	
1	2:12.164	48.318	32.989	50.857		2:12.164	
2	1:55.774	32.845	32.510	50.419		4:07.938	
3	2:01.808 B	34.415	33.531	53.862		6:09.746	
4	7:53.960	6:27.916	33.005	53.039		14:03.706	
5	1:54.643	32.308	32.243	50.092		15:58.349	
6	1:58.933 B	33.077	32.454	53.402		17:57.282	
7	8:09.462	6:46.258	32.273	50.931		26:06.744	
8	1:55.131	32.416	32.250	50.465		28:01.875	
9	1:54.728	32.370	32.221	50.137		29:56.603	
10	1:54.650	32.287	32.327	50.036		31:51.253	
11	2:00.302 B	33.419	33.340	53.543		33:51.555	

62 Stefano Manzi							ITA
Dynavolt Triumph						Triumph Street Triple RS	
1	3:26.128	2:01.607	33.326	51.195		3:26.128	
2	2:00.786	33.159	32.370	55.257		5:26.914	
3	1:55.749	33.177	32.204	50.368		7:22.663	
4	1:55.657	32.930	32.365	50.362		9:18.320	
5	2:00.653	36.361	33.541	50.751		11:18.973	
6	2:05.420 B	34.430	33.948	57.042		13:24.393	
7	6:38.357	5:14.609	32.954	50.794		20:02.750	
8	1:55.856	33.039	32.344	50.473		21:58.606	
9	2:08.358 B	38.966	33.029	56.363		24:06.964	
10	5:54.985	4:32.005	32.581	50.399		30:01.949	
11	1:54.860	32.759	32.095	50.006		31:56.809	
12	1:54.921	32.762	32.231	49.928		33:51.730	
13	2:03.018 B	34.349	33.286	55.383		35:54.748	
14	5:25.136	4:00.955	33.857	50.324		41:19.884	
15	1:54.557	32.715	32.001	49.841		43:14.441	
16	1:54.707	32.697	32.061	49.949		45:09.148	

64 Federico Caricasulo							ITA
Althea Racing						Ducati Panigale V2	
1	2:39.154	1:01.925	38.356	58.873		2:39.154	
2	1:55.686	32.951	32.477	50.258		4:34.840	
3	1:55.111	32.857	32.175	50.079		6:29.951	
4	1:55.043	32.711	32.215	50.117		8:24.994	
5	1:55.059	32.541	32.307	50.211		10:20.053	
6	2:02.423	39.593	32.451	50.379		12:22.476	
7	2:02.790 B	32.750	32.365	57.675		14:25.266	
8	9:32.556	8:08.549	33.073	50.934		23:57.822	
9	1:55.959	32.960	32.397	50.602		25:53.781	
10	1:55.596	32.821	32.396	50.379		27:49.377	
11	2:10.282 B	38.878	33.794	57.610		29:59.659	
12	7:33.554	5:50.570	37.322	1:05.662		37:33.213	
13	1:55.493	32.805	32.242	50.446		39:28.706	
14	1:54.500	32.461	32.126	49.913		41:23.206	
15	1:54.643	32.536	32.048	50.059		43:17.849	
16	1:56.896	32.510	32.119	52.267		45:14.745	

66 Niki Tuuli							FIN
MV Agusta Reparto Corse						MV Agusta F3 800 RR	
1	3:04.096	1:38.905	33.768	51.423		3:04.096	
2	1:55.506	32.899	32.197	50.410		4:59.602	
3	1:54.857	32.707	32.106	50.044		6:54.459	
4	1:54.399	32.617	31.986	49.796		8:48.858	
5	1:54.659	32.483	32.125	50.051		10:43.517	
6	1:54.877	32.620	32.072	50.185		12:38.394	
7	10:22.491 B	32.465				23:00.885	

69 Thomas Booth-Amos							GBR
Prodina Racing WorldSSP						Kawasaki ZX-6R	
1	6:26.883	4:57.905	38.169	50.809		6:26.883	



## World SSP

### DWO Supported Test Motorland

### Free Practice 6

## Sector Analysis

— Invalidated Lap    ■ Personal Best    ■ Session Best    B Crossing the pit lane

Lap	Time	Sector 1	Sector 2	Sector 3	Sector 4	Elapsed	Lap	Time	Sector 1	Sector 2	Sector 3	Sector 4	Elapsed
2	1:56.110	33.164	32.510	50.436		8:22.993	1	2:40.969	1:12.444	35.814	52.711		2:40.969
3	1:56.354	32.906	32.749	50.699		10:19.347	2	1:58.612	33.821	33.411	51.380		4:39.581
4	1:56.300	33.047	32.608	50.645		12:15.647	3	1:58.038	33.521	33.126	51.391		6:37.619
5	2:14.507 B	33.234	37.518	1:03.755		14:30.154	4	1:58.001	33.436	33.192	51.373		8:35.620
6	4:06.568 B	2:30.887	35.656	1:00.025		18:36.722	5	1:58.153	33.568	33.184	51.401		10:33.773
7	2:18.757	54.828	33.296	50.633		20:55.479	6	1:58.075	33.437	33.139	51.499		12:31.848
8	1:57.371	33.054	32.902	51.415		22:52.850	7	1:57.929	33.346	33.187	51.396		14:29.777
9	1:57.189	33.702	32.767	50.720		24:50.039	8	2:13.290 B	35.695	36.275	1:01.320		16:43.067
10	2:10.673	33.143	32.697	1:04.833		27:00.712	9	13:17.331	...	34.055	56.285		30:00.398
11	1:57.269	33.350	32.886	51.033		28:57.981	10	1:58.658	33.982	33.344	51.332		31:59.056
12	1:56.704	33.243	32.802	50.659		30:54.685	11	1:58.551	33.608	33.220	51.723		33:57.607
13	1:56.949	33.218	32.910	50.821		32:51.634	12	1:58.182	33.483	33.223	51.476		35:55.789
14	1:56.966	33.034	32.708	51.224		34:48.600	13	1:58.112	33.514	33.074	51.524		37:53.901
15	2:18.757 B	43.698	36.740	58.319		37:07.357	14	2:05.477 B	33.603	33.801	58.073		39:59.378
16	4:01.871	2:29.726	41.078	51.067		41:09.228	15	4:17.264	2:49.895	34.521	52.848		44:16.642
17	2:06.784	40.723	35.621	50.440		43:16.012	16	1:57.791	33.391	33.143	51.257		46:14.433
18	1:57.930	33.156	32.852	51.922		45:13.942							

<b>73</b>	<b>Maximilian Kofler</b>	AUT			
	CM Racing	Ducati Panigale V2			
1	2:26.764	58.314	34.449	54.001	2:26.764
2	1:57.250	33.197	33.205	50.848	4:24.014
3	1:56.364	33.157	32.674	50.533	6:20.378
4	1:57.778	33.567	33.211	51.000	8:18.156
5	1:56.393	33.025	32.747	50.621	10:14.549
6	2:08.936 B	34.837	37.468	56.631	12:23.485
7	10:02.357	8:38.610	33.036	50.711	22:25.842
8	1:55.207	32.759	32.335	50.113	24:21.049
9	1:55.556	32.779	32.454	50.323	26:16.605
10	2:08.886 B	34.843	34.139	59.904	28:25.491
11	5:43.088	4:14.483	33.774	54.831	34:08.579
12	1:55.539	32.707	32.480	50.352	36:04.118
13	1:57.124	32.846	34.074	50.204	38:01.242
14	1:59.371	32.853	33.844	52.674	40:00.613
15	1:55.616	32.804	32.304	50.508	41:56.229
16	2:00.601	33.211	35.832	51.558	43:56.830
17	1:58.512	33.860	33.349	51.303	45:55.342

<b>77</b>	<b>Dominique Aegerter</b>	CHE			
	Ten Kate Racing Yamaha	Yamaha YZF R6			
1	5:05.095	3:39.801	33.873	51.421	5:05.095
2	1:54.350	32.409	31.967	49.974	6:59.445
3	1:54.144	32.290	31.986	49.868	8:53.589
4	1:54.172	32.274	31.985	49.913	10:47.761
5	1:54.446	32.315	32.071	50.060	12:42.207
6	1:54.613	32.321	32.125	50.167	14:36.820
7	1:54.697	32.295	32.106	50.296	16:31.517
8	2:00.036 B	32.432	32.358	55.246	18:31.553
9	17:03.960	...	33.736	50.997	35:35.513
10	1:53.647	32.195	31.765	49.687	37:29.160
11	1:53.918	32.097	31.925	49.896	39:23.078
12	1:54.337	32.248	32.036	50.053	41:17.415
13	1:54.507	32.293	32.050	50.164	43:11.922
14	2:22.617	46.124	39.054	57.439	45:34.539

<b>88</b>	<b>Alessandro Zetti</b>	ITA
	Kallio Racing	Yamaha YZF R6

<b>94</b>	<b>Andy Verdoia</b>	FRA			
	GMT94 Yamaha	Yamaha YZF R6			
1	3:49.284	2:24.697	33.464	51.123	3:49.284
2	1:55.353	32.831	32.193	50.329	5:44.637
3	1:55.002	32.685	32.221	50.096	7:39.639
4	1:55.084	32.517	32.171	50.396	9:34.723
5	2:01.148 B	32.769	32.349	56.030	11:35.871
6	7:22.845	5:58.710	33.228	50.907	18:58.716
7	1:55.072	32.767	32.135	50.170	20:53.788
8	1:55.451	32.606	32.184	50.661	22:49.239
9	1:54.950	32.650	32.212	50.088	24:44.189
10	1:54.788	32.514	32.165	50.109	26:38.977
11	2:03.543 B	33.214	32.909	57.420	28:42.520
12	9:20.024	7:51.738	33.689	54.597	38:02.544
13	1:55.127	32.619	32.343	50.165	39:57.671
14	1:54.652	32.500	32.122	50.030	41:52.323
15	1:54.732	32.554	32.177	50.001	43:47.055
16	2:09.847	46.880	32.657	50.310	45:56.902

<b>99</b>	<b>Adrian Huertas</b>	ESP			
	MTM Kawasaki	Kawasaki ZX-6R			
1	2:12.568	48.045	34.055	50.468	2:12.568
2	1:55.882	32.915	32.469	50.498	4:08.450
3	1:58.465	32.806	35.345	50.314	6:06.915
4	1:55.105	32.605	32.243	50.257	8:02.020
5	1:55.693	32.678	32.374	50.641	9:57.713
6	2:08.015 B	32.776	32.388	1:02.851	12:05.728
7	11:36.938	...	35.105	50.610	23:42.666
8	1:54.272	32.375	32.020	49.877	25:36.938
9	1:54.457	32.465	32.187	49.805	27:31.395
10	1:54.698	32.522	32.077	50.099	29:26.093
11	2:00.045	37.720	32.227	50.098	31:26.138
12	2:04.857 B	33.584	33.553	57.720	33:30.995
13	7:55.214	6:33.291	32.065	49.858	41:26.209
14	1:57.494	33.742	33.543	50.209	43:23.703
15	1:54.563	32.428	32.069	50.066	45:18.266