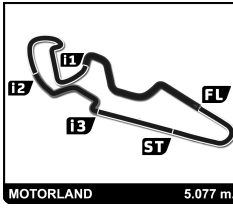


World SSP DWO Supported Test Motorland Free Practice 5 Sector Analysis

— Invalidated Lap ■ Personal Best ■ Session Best B Crossing the pit lane

Lap	Time	Sector 1	Sector 2	Sector 3	Sector 4	Elapsed	Lap	Time	Sector 1	Sector 2	Sector 3	Sector 4	Elapsed		
3	Raffaele De Rosa ITA							1	3:31.008	2:03.355	35.027	52.626		3:31.008	
	Orelac Racing Verdnatura WorldSSP							2	1:59.320	34.262	33.379	51.793		5:30.442	
	Ducati Panigale V2							3	2:20.010 B	33.726	33.856	1:12.428		7:50.452	
1	11:09.636	9:37.269	38.041	54.326		11:09.636	4	12:38.393	...	34.830	52.315		20:28.845		
2	1:59.320	34.579	33.402	51.339		13:08.956	5	1:58.371	33.783	33.247	51.341		22:27.216		
3	1:57.121	33.268	32.866	50.987		15:06.077	6	1:58.714	34.045	33.033	51.636		24:25.930		
4	1:56.443	33.009	32.799	50.635		17:02.520	7	2:01.768	37.125	33.265	51.378		26:27.698		
5	2:13.217	35.810	45.981	51.426		19:15.737	8	1:58.345	33.952	33.220	51.173		28:26.043		
6	1:55.929	32.923	32.647	50.359		21:11.666	9	1:57.923	33.536	33.179	51.208		30:23.966		
7	2:06.069 B	34.867	33.629	57.573		23:17.735	10	2:16.000 B	40.123	36.761	59.116		32:39.966		
8	13:31.915	...	34.383	54.451		36:49.650	11	12:47.658	...	35.106	53.048		45:27.624		
9	1:55.932	33.042	32.570	50.320		38:45.582									
10	1:55.600	32.794	32.467	50.339		40:41.182									
11	1:55.709	32.708	32.519	50.482		42:36.891									
12	1:55.478	32.708	32.539	50.231		44:32.369									
13	1:55.563	32.793	32.483	50.287		46:27.932									
6	Jeffrey Buis NLD							11	Nicolo Bulega ITA						
	Motozoo Racing by Puccetti								Aruba.it Racing WorldSSP Team						
	Kawasaki ZX-6R								Ducati Panigale V2						
1	2:35.120	1:09.984	33.744	51.392		2:35.120	1	10:00.438	8:36.415	33.261	50.762		10:00.438		
2	1:57.840	33.603	33.115	51.122		4:32.960	2	1:54.784	32.737	32.188	49.859		11:55.222		
3	1:56.999	33.347	32.812	50.840		6:29.959	3	1:54.398	32.423	32.095	49.880		13:49.620		
4	1:56.994	33.293	32.782	50.919		8:26.953	4	1:54.744	32.682	32.075	49.987		15:44.364		
5	1:55.969	33.074	32.442	50.453		10:22.922	5	1:54.931	32.701	32.276	49.954		17:39.295		
6	2:16.063	40.856	34.743	1:00.464		12:38.985	6	2:06.382 B	35.270	34.099	57.013		19:45.677		
7	2:02.016 B	33.277	32.757	55.982		14:41.001	7	8:13.977	6:50.798	32.932	50.247		27:59.654		
8	9:45.984	8:21.870	33.130	50.984		24:26.985	8	1:54.487	32.636	32.006	49.845		29:54.141		
9	2:00.972	35.803	34.235	50.934		26:27.957									
10	1:56.613	33.499	32.607	50.507		28:24.570									
11	1:56.058	32.933	32.516	50.609		30:20.628									
12	1:56.566	33.114	32.514	50.938		32:17.194									
13	2:15.896 B	42.686	38.821	54.389		34:33.090									
7	Lorenzo Baldassarri ITA							12	Filippo Fuligni ITA						
	Evan Bros. WorldSSP Yamaha Team								D34G Racing						
	Yamaha YZF R6								Ducati Panigale V2						
1	2:25.731	59.817	34.082	51.832		2:25.731	1	6:45.782	5:19.428	34.532	51.822		6:45.782		
2	1:56.836	33.891	32.297	50.648		4:22.567	2	1:57.436	33.353	32.965	51.118		8:43.218		
3	1:54.886	32.653	32.161	50.072		6:17.453	3	1:57.361	33.360	32.896	51.105		10:40.579		
4	1:54.821	32.751	32.095	49.975		8:12.274	4	1:57.925	33.977	32.974	50.974		12:38.504		
5	1:56.090	32.731	32.032	51.327		10:08.364	5	1:57.269	33.421	32.824	51.024		14:35.773		
6	1:59.258	32.862	32.176	54.220		12:07.622	6	1:57.317	33.281	32.945	51.091		16:33.090		
7	1:55.555	33.056	32.411	50.088		14:03.177	7	1:56.973	33.234	32.899	50.840		18:30.063		
8	1:54.038	32.585	31.932	49.521		15:57.215	8	2:07.181	39.750	35.060	52.371		20:37.244		
9	1:54.436	32.688	32.029	49.719		17:51.651	9	2:02.054 B	33.376	32.957	55.721		22:39.298		
10	2:07.411	32.638	31.931	1:02.842		19:59.062	10	10:43.096	9:15.482	35.627	51.987		33:22.394		
11	2:05.119	34.956	39.781	50.382		22:04.181	11	1:57.275	33.349	32.923	51.003		35:19.669		
12	1:54.833	32.814	32.045	49.974		23:59.014	12	1:56.848	33.354	32.737	50.757		37:16.517		
13	1:54.051	32.497	31.870	49.684		25:53.065	13	2:00.225	33.525	35.241	51.459		39:16.742		
14	2:03.857 B	34.145	33.034	56.678		27:56.922	14	1:57.027	33.322	32.741	50.964		41:13.769		
15	10:56.230	9:33.342	32.656	50.232		38:53.152	15	1:57.130	33.239	32.817	51.074		43:10.899		
16	1:54.032	32.557	31.800	49.675		40:47.184	16	2:17.042	33.312	32.906	1:10.824		45:27.941		
17	1:53.790	32.477	31.760	49.553		42:40.974									
18	1:55.605	32.301	31.773	51.531		44:36.579									
19	1:53.756	32.447	31.889	49.420		46:30.335									
10	Unai Orradre ESP							15	Eugene McManus IRL						
	MS Racing Yamaha WorldSSP								Motozoo Racing by Puccetti						
	Yamaha YZF R6								Kawasaki ZX-6R						
1	4:37.275	3:07.350	37.049	52.876		4:37.275	1	2:43.248	1:15.917	34.793	52.538		2:43.248		
2	1:56.126	33.350	32.534	50.242		6:33.401	2	1:58.954	34.260	33.163	51.531		4:42.202		
							3	1:59.703	33.559	33.163	52.981		6:41.905		
							4	1:57.153	33.201	32.917	51.035		8:39.058		
							5	1:57.706	33.490	33.140	51.076		10:36.764		
							6	2:12.848 B	33.263	32.958	1:06.627		12:49.612		
							7	9:06.217	7:40.398	34.227	51.592		21:55.829		
							8	6:25.095 B					28:20.924		
16	Jules Cluzel FRA							16	Jules Cluzel FRA						
	GMT94 Yamaha								Yamaha YZF R6						
	Yamaha YZF R6								Yamaha YZF R6						
1	4:37.275	3:07.350	37.049	52.876		4:37.275	1	4:37.275	3:07.350	37.049	52.876		4:37.275		
2	1:56.126	33.350	32.534	50.242		6:33.401	2	1:56.126	33.350	32.534	50.242		6:33.401		



World SSP DWO Supported Test Motorland Free Practice 5 Sector Analysis

— Invalidated Lap ■ Personal Best ■ Session Best B Crossing the pit lane

Lap	Time	Sector 1	Sector 2	Sector 3	Sector 4	Elapsed	Lap	Time	Sector 1	Sector 2	Sector 3	Sector 4	Elapsed
3	1:57.112	32.920	33.614	50.578		8:30.513	7	1:57.259	33.304	32.858	51.097		14:14.203
4	1:55.072	32.643	32.359	50.070		10:25.585	8	1:58.348	33.832	33.449	51.067		16:12.551
5	1:54.840	32.677	32.244	49.919		12:20.425	9	1:56.359	33.112	32.462	50.785		18:08.910
6	2:05.462 B	33.303	32.972	59.187		14:25.887	10	2:02.983 B	33.613	32.648	56.722		20:11.893
7	13:54.691	...	33.648	51.100		28:20.578	11	11:13.579	9:49.680	33.054	50.845		31:25.472
8	1:55.925	33.056	32.441	50.428		30:16.503	12	1:56.485	33.036	32.386	51.063		33:21.957
9	2:03.878 B	33.071	32.443	58.364		32:20.381	13	1:56.236	32.978	32.558	50.700		35:18.193
10	5:44.077	4:20.219	32.938	50.920		38:04.458	14	1:56.090	33.000	32.456	50.634		37:14.283
11	1:56.386	33.017	33.015	50.354		40:00.844	15	1:56.237	32.957	32.559	50.721		39:10.520
12	1:55.050	32.714	32.219	50.117		41:55.894	16	1:56.005	32.921	32.511	50.573		41:06.525
13	1:57.672	32.686	33.478	51.508		43:53.566	17	2:00.129	34.268	33.196	52.665		43:06.654
14	1:55.567	32.828	32.477	50.262		45:49.133	18	1:55.957	33.079	32.346	50.532		45:02.611

17 Kyle Smith		GBR				
VFT Racing		Yamaha YZF R6				
1	2:25.616	59.387	34.436	51.793		2:25.616
2	2:04.290	33.402	32.636	58.252		4:29.906
3	1:58.688	34.274	33.027	51.387		6:28.594
4	2:06.394 B	33.274	33.044	1:00.076		8:34.988
5	7:35.380	6:10.932	33.194	51.254		16:10.368
6	1:56.873	33.109	32.801	50.963		18:07.241
7	1:56.670	32.959	32.747	50.964		20:03.911
8	1:56.389	32.818	32.702	50.869		22:00.300
9	1:59.634	34.729	33.495	51.410		23:59.934
10	2:04.019 B	32.887	32.443	58.689		26:03.953
11	10:18.621	8:53.622	33.475	51.524		36:22.574
12	1:56.478	33.112	32.691	50.675		38:19.052
13	1:56.060	32.909	32.636	50.515		40:15.112
14	2:08.333 B	33.565	32.693	1:02.075		42:23.445
15	4:12.704	2:47.937	33.123	51.644		46:36.149

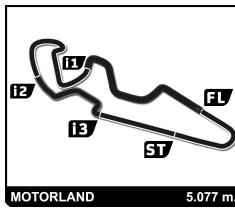
22 Federico Fuligni		ITA				
D34G Racing		Ducati Panigale V2				
1	7:39.500	6:10.752	35.452	53.296		7:39.500
2	2:00.502	34.499	33.782	52.221		9:40.002
3	1:59.148	33.897	33.511	51.740		11:39.150
4	1:58.728	33.727	33.435	51.566		13:37.878
5	2:11.649 B	36.623	34.760	1:00.266		15:49.527
6	5:52.194	4:22.026	37.426	52.742		21:41.721
7	2:00.372	34.101	34.122	52.149		23:42.093
8	1:59.346	33.813	33.729	51.804		25:41.439
9	1:59.901	34.506	33.755	51.640		27:41.340
10	2:05.207 B	33.788	33.652	57.767		29:46.547
11	8:23.638	6:56.998	34.345	52.295		38:10.185
12	1:59.306	34.162	33.716	51.428		40:09.491
13	1:58.500	33.780	33.253	51.467		42:07.991
14	1:58.811	33.915	33.565	51.331		44:06.802
15	1:59.705	33.632	33.498	52.575		46:06.507

24 Leonardo Taccini		ITA				
Ten Kate Racing Yamaha		Yamaha YZF R6				
1	2:30.553	1:05.292	33.692	51.569		2:30.553
2	1:57.497	33.568	32.847	51.082		4:28.050
3	1:57.220	33.281	32.811	51.128		6:25.270
4	1:57.345	33.502	32.730	51.113		8:22.615
5	1:57.364	33.417	32.859	51.088		10:19.979
6	1:56.965	33.231	32.758	50.976		12:16.944

25 Marcel Brenner		CHE				
VFT Racing		Yamaha YZF R6				
1	2:25.418	59.508	34.163	51.747		2:25.418
2	1:56.589	33.171	32.512	50.906		4:22.007
3	1:56.079	32.884	32.570	50.625		6:18.086
4	2:01.813 B	32.834	32.725	56.254		8:19.899
5	6:09.717	4:45.024	33.407	51.286		14:29.616
6	1:56.623	33.041	32.660	50.922		16:26.239
7	1:56.320	33.060	32.560	50.700		18:22.559
8	2:10.513 B	36.140	37.835	56.538		20:33.072
9	18:07.071 B	...	33.533	1:04.270		38:40.143
10	4:35.863	3:11.511	33.053	51.299		43:16.006
11	1:55.774	32.881	32.453	50.440		45:11.780

28 Glenn van Straalen		NLD				
EAB Racing Team		Yamaha YZF R6				
1	2:45.313	1:19.303	34.132	51.878		2:45.313
2	1:56.500	33.263	32.584	50.653		4:41.813
3	1:55.798	32.869	32.316	50.613		6:37.611
4	2:12.537 B	32.812	32.537	1:07.188		8:50.148
5	5:15.013	3:51.398	32.812	50.803		14:05.161
6	1:56.252	33.010	32.587	50.655		16:01.413
7	1:56.081	32.976	32.591	50.514		17:57.494
8	1:55.920	33.034	32.331	50.555		19:53.414
9	1:55.806	32.927	32.401	50.478		21:49.220
10	2:03.287 B	32.966	32.501	57.820		23:52.507
11	8:40.034	7:16.030	33.164	50.840		32:32.541
12	1:55.028	33.045	32.050	49.933		34:27.569
13	1:55.002	32.842	32.006	50.154		36:22.571
14	1:54.775	32.644	32.072	50.059		38:17.346
15	1:55.367	32.776	32.245	50.346		40:12.713
16	1:55.962	32.778	32.608	50.576		42:08.675
17	1:56.577	33.326	32.836	50.415		44:05.252
18	1:56.643	33.329	32.677	50.637		46:01.895

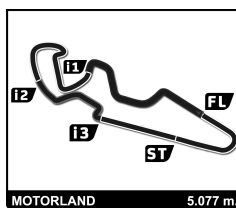
32 Oliver Bayliss		AUS				
BARNI Spark Racing Team		Ducati Panigale V2				
1	6:03.411	4:35.399	36.014	51.998		6:03.411
2	1:57.886	33.649	33.256	50.981		8:01.297
3	1:56.987	33.309	32.841	50.837		9:58.284
4	1:58.472	33.263	33.102	52.107		11:56.756
5	1:57.220	33.286	32.997	50.937		13:53.976
6	2:06.386 B	34.465	34.207	57.714		16:00.362
7	5:56.294	4:30.196	34.743	51.355		21:56.656



World SSP DWO Supported Test Motorland Free Practice 5 Sector Analysis

— Invalidated Lap ■ Personal Best ■ Session Best B Crossing the pit lane

Lap	Time	Sector 1	Sector 2	Sector 3	Sector 4	Elapsed	Lap	Time	Sector 1	Sector 2	Sector 3	Sector 4	Elapsed
8	1:58.540	34.258	33.285	50.997		23:55.196							
9	1:57.180	33.117	33.253	50.810		25:52.376							
10	2:07.286 B	35.931	33.433	57.922		27:59.662							
11	8:16.357	6:49.225	34.877	52.255		36:16.019							
12	2:01.783	33.552	35.292	52.939		38:17.802							
13	1:55.719	32.851	32.524	50.344		40:13.521							
14	1:55.911	32.895	32.794	50.222		42:09.432							
15	1:56.364	33.012	33.049	50.303		44:05.796							
16	1:56.328	33.046	32.698	50.584		46:02.124							
38 Hannes Soomer EST													
Dynavolt Triumph Triumph Street Triple RS													
1	4:02.196	2:37.058	33.886	51.252		4:02.196							
2	1:56.803	33.254	32.654	50.895		5:58.999							
3	1:56.444	33.131	32.721	50.592		7:55.443							
4	1:55.853	32.840	32.536	50.477		9:51.296							
5	1:55.788	32.941	32.453	50.394		11:47.084							
6	2:03.158 B	33.384	33.240	56.534		13:50.242							
7	6:46.786	5:23.227	32.761	50.798		20:37.028							
8	1:55.856	32.883	32.484	50.489		22:32.884							
9	1:55.520	32.798	32.330	50.392		24:28.404							
10	1:55.468	32.686	32.454	50.328		26:23.872							
11	2:05.587 B	35.233	33.589	56.765		28:29.459							
12	8:03.233	6:38.388	33.602	51.243		36:32.692							
13	1:56.528	33.275	32.651	50.602		38:29.220							
14	1:56.052	32.986	32.588	50.478		40:25.272							
15	1:56.442	32.940	32.542	50.960		42:21.714							
16	1:56.759	33.048	32.852	50.859		44:18.473							
17	1:58.019	33.684	33.297	51.038		46:16.492							
54 Bahattin Sofuoğlu TUR													
MV Agusta Reparto Corse MV Agusta F3 800 RR													
1	3:02.907	1:34.176	36.869	51.862		3:02.907							
2	1:57.945	33.936	33.217	50.792		5:00.852							
3	1:58.543	33.929	33.795	50.819		6:59.395							
4	1:59.327	33.243	34.360	51.724		8:58.722							
5	1:56.321	33.368	32.614	50.339		10:55.043							
6	1:56.115	33.034	32.745	50.336		12:51.158							
7	2:20.338 B	33.145	32.663	1:14.530		15:11.496							
8	10:58.743	9:31.696	34.686	52.361		26:10.239							
9	1:59.287	33.190	35.112	50.985		28:09.526							
10	2:01.681	33.000	36.810	51.871		30:11.207							
11	1:56.675	33.206	32.692	50.777		32:07.882							
12	1:56.642	33.309	32.726	50.607		34:04.524							
13	1:56.471	33.220	32.847	50.404		36:00.995							
14	1:55.851	33.119	32.508	50.224		37:56.846							
15	1:56.173	33.075	32.518	50.580		39:53.019							
16	1:56.374	33.093	32.755	50.526		41:49.393							
17	2:01.570	35.882	34.792	50.896		43:50.963							
18	2:01.277	33.093	36.848	51.336		45:52.240							
55 Yari Montella ITA													
Kawasaki Puccetti Racing Kawasaki ZX-6R													
1	2:26.709	1:00.842	33.686	52.181		2:26.709							
2	1:56.216	33.173	32.552	50.491		4:22.925							
3	1:55.425	32.732	32.364	50.329		6:18.350							
4	2:05.465 B	34.313	32.766	58.386		8:23.815							
5	5:54.990	4:31.964	32.767	50.259		14:18.805							
6	1:55.528	32.655	32.451	50.422		16:14.333							
7	1:54.972	32.649	32.379	49.944		18:09.305							
8	1:55.014	32.779	32.326	49.909		20:04.319							
9	2:01.860 B	32.660	32.822	56.378		22:06.179							
10	7:47.390	6:24.286	32.662	50.442		29:53.569							
11	1:55.537	32.853	32.584	50.100		31:49.106							
12	1:55.600	32.885	32.553	50.162		33:44.706							
13	2:02.548 B	32.871	32.683	56.994		35:47.254							
14	5:28.508	4:05.709	32.442	50.357		41:15.762							
15	1:54.613	32.549	32.210	49.854		43:10.375							
16	1:55.069	32.436	32.467	50.166		45:05.444							
56 Peter Sebestyen HUN													
Evan Bros. WorldSSP Yamaha Team Yamaha YZF R6													
1	2:07.269	42.327	33.533	51.409		2:07.269							
2	1:57.273	33.632	32.764	50.877		4:04.542							
3	1:57.151	33.543	32.724	50.884		6:01.693							
4	1:57.135	33.362	32.728	51.045		7:58.828							
5	1:57.029	33.303	32.828	50.898		9:55.857							
6	1:56.879	33.332	32.675	50.872		11:52.736							
7	1:56.815	33.296	32.629	50.890		13:49.551							
8	1:57.039	33.343	32.727	50.969		15:46.590							
9	1:57.151	33.273	32.846	51.032		17:43.741							
10	1:56.736	33.244	32.735	50.757		19:40.477							
11	1:57.340	33.390	33.008	50.942		21:37.817							
12	1:57.102	33.324	32.843	50.935		23:34.919							
13	1:57.269	33.314	32.987	50.968		25:32.188							
14	2:03.706 B	33.513	33.311	56.882		27:35.894							
52 Patrick Hobelsberger DEU													
Kallio Racing Yamaha YZF R6													
1	5:27.402	4:01.994	33.950	51.458		5:27.402							
2	1:57.928	33.730	32.966	51.232		7:25.330							
3	2:06.645 B	33.847	34.444	58.354		9:31.975							
4	15:53.851	...	34.019	50.904		25:25.826							
5	1:55.802	32.969	32.397	50.436		27:21.628							
6	2:09.703 B	34.179	35.471	1:00.053		29:31.331							
7	12:30.234	...	33.441	51.022		42:01.565							
8	1:55.788	32.935	32.408	50.445		43:57.353							
9	2:07.516 B	33.061	32.583	1:01.872		46:04.869							



World SSP

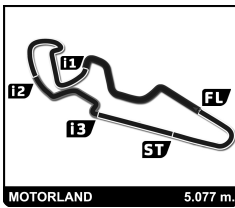
DWO Supported Test Motorland

Free Practice 5

Sector Analysis

— Invalidated Lap ■ Personal Best ■ Session Best B Crossing the pit lane

Lap	Time	Sector 1	Sector 2	Sector 3	Sector 4	Elapsed	Lap	Time	Sector 1	Sector 2	Sector 3	Sector 4	Elapsed
61 Can Oncu TUR													
Kawasaki Puccetti Racing Kawasaki ZX-6R													
1	2:26.503	1:00.488	33.502	52.513		2:26.503							
2	1:57.007	32.819	32.353	51.835		4:23.510							
3	1:54.886	32.259	32.300	50.327		6:18.396							
4	1:55.034	32.628	32.593	49.813		8:13.430							
5	1:54.309	32.294	32.038	49.977		10:07.739							
6	2:00.658B	34.952	32.276	53.430		12:08.397							
7	8:10.813	6:48.066	32.603	50.144		20:19.210							
8	1:54.127	32.273	32.088	49.766		22:13.337							
9	1:54.261	32.311	32.053	49.897		24:07.598							
10	1:54.535	32.442	32.093	50.000		26:02.133							
11	1:54.638	32.345	32.206	50.087		27:56.771							
12	1:54.581	32.438	32.093	50.050		29:51.352							
13	1:54.910	32.546	32.215	50.149		31:46.262							
14	1:54.999	32.707	32.224	50.068		33:41.261							
15	1:54.990	32.666	32.228	50.096		35:36.251							
16	1:54.931	32.537	32.223	50.171		37:31.182							
17	1:54.901	32.589	32.171	50.141		39:26.083							
18	1:54.822	32.567	32.115	50.140		41:20.905							
19	1:54.955	32.567	32.263	50.125		43:15.860							
20	2:02.158B	33.978	33.385	54.795		45:18.018							
62 Stefano Manzi ITA													
Dynavolt Triumph Triumph Street Triple RS													
1	2:51.545	1:25.915	33.600	52.030		2:51.545							
2	1:58.541	34.274	32.957	51.310		4:50.086							
3	1:57.441	33.922	32.667	50.852		6:47.527							
4	1:56.561	33.313	32.617	50.631		8:44.088							
5	1:56.239	33.255	32.520	50.464		10:40.327							
6	1:56.325	33.229	32.566	50.530		12:36.652							
7	2:15.592B	40.270	36.291	59.031		14:52.244							
8	11:26.117	...	33.830	51.142		26:18.361							
9	1:55.769	33.317	32.223	50.229		28:14.130							
10	1:55.427	32.837	32.250	50.340		30:09.557							
11	1:55.854	33.131	32.416	50.307		32:05.411							
12	2:10.065B	41.055	33.079	55.931		34:15.476							
13	6:13.946B	4:38.555	33.130	1:02.261		40:29.422							
66 Niki Tuuli FIN													
MV Agusta Reparto Corse MV Agusta F3 800 RR													
1	2:40.603	1:15.890	33.462	51.251		2:40.603							
2	1:56.450	32.837	32.010	51.603		4:37.053							
3	1:55.034	32.874	32.051	50.109		6:32.087							
4	1:54.642	32.700	31.904	50.038		8:26.729							
5	1:54.144	32.480	31.967	49.697		10:20.873							
6	2:02.542B	32.631	32.479	57.432		12:23.415							
7	6:15.226	4:52.143	32.797	50.286		18:38.641							
8	1:55.028	32.826	32.082	50.120		20:33.669							
9	1:54.257	32.505	32.002	49.750		22:27.926							
10	2:03.361B	32.943	32.445	57.973		24:31.287							
11	13:46.748B	...	32.842	1:08.729		38:18.035							
12	4:48.392	3:23.824	32.829	51.739		43:06.427							
13	1:56.269	33.079	32.243	50.947		45:02.696							
69 Thomas Booth-Amos GBR													
Prodina Racing WorldSSP Kawasaki ZX-6R													
1	6:00.079	4:19.464	37.522	1:03.093		6:00.079							
2	1:58.859	33.923	33.542	51.394		7:58.938							
3	1:57.111	33.458	32.925	50.728		9:56.049							
4	1:56.934	33.349	32.821	50.764		11:52.983							
5	1:56.768	33.346	32.925	50.497		13:49.751							
6	1:57.089	33.545	32.928	50.616		15:46.840							
7	1:57.129	33.265	32.965	50.899		17:43.969							
8	1:56.931	33.350	32.943	50.638		19:40.900							
9	2:03.988B	33.268	33.020	57.700		21:44.888							
10	10:45.026	9:18.184	35.837	51.005		32:29.914							
11	1:57.519	33.683	33.045	50.791		34:27.433							
12	2:12.860B	33.285	32.705	1:06.870		36:40.293							
13	5:14.946	3:40.686	33.309	1:00.951		41:55.239							
14	1:56.125	33.170	32.720	50.235		43:51.364							
15	1:58.704	33.309	34.716	50.679		45:50.068							
73 Maximilian Kofler AUT													
CM Racing Ducati Panigale V2													
1	2:26.996	1:00.055	34.277	52.664		2:26.996							
2	1:57.006	33.412	32.662	50.932		4:24.002							
3	1:56.407	33.253	32.674	50.480		6:20.409							
4	1:56.823	33.229	32.737	50.857		8:17.232							
5	2:02.900	39.100	32.997	50.803		10:20.132							
6	1:56.948	33.272	32.988	50.688		12:17.080							
7	1:57.218	33.422	32.732	51.064		14:14.298							
8	1:56.723	33.341	32.778	50.604		16:11.021							
9	1:56.461	33.151	32.841	50.469		18:07.482							
10	2:07.918B	35.731	34.156	58.031		20:15.400							
11	10:13.878	8:49.043	33.382	51.453		30:29.278							
12	2:05.139B	34.079	33.470	57.590		32:34.417							
64 Federico Caricasulo ITA													
Althea Racing Ducati Panigale V2													
1	2:40.845	1:15.052	33.849	51.944		2:40.845							
2	1:57.164	33.079	32.247	51.838		4:38.009							
3	1:55.742	32.903	32.526	50.313		6:33.751							
4	1:55.793	33.133	32.490	50.170		8:29.544							
5	1:55.184	32.851	32.237	50.096		10:24.728							
6	1:55.463	32.795	32.298	50.370		12:20.191							
7	1:54.966	32.718	32.229	50.019		14:15.157							
8	2:06.122B	35.376	35.035	55.711		16:21.279							
9	9:59.285	8:34.084	34.144	51.057		26:20.564							
10	1:55.860	33.161	32.358	50.341		28:16.424							



World SSP
DWO Supported Test Motorland
Free Practice 5
Sector Analysis

— Invalidated Lap ■ Personal Best ■ Session Best B Crossing the pit lane

Lap	Time	Sector 1	Sector 2	Sector 3	Sector 4	Elapsed	Lap	Time	Sector 1	Sector 2	Sector 3	Sector 4	Elapsed
13	6:19.145	4:54.193	34.272	50.680		38:53.562	99 Adrian Huertas ESP MTM Kawasaki Kawasaki ZX-6R	1	4:24.075	3:00.722	33.092	50.261	4:24.075
14	1:55.031	32.650	32.331	50.050		40:48.593		2	1:55.198	32.715	32.275	50.208	6:19.273
15	1:57.471	32.752	32.288	52.431		42:46.064		3	1:54.953	32.614	32.302	50.037	8:14.226
16	1:55.888	32.864	32.622	50.402		44:41.952		4	1:55.268	32.644	32.415	50.209	10:09.494
17	2:09.820B	37.809	33.479	58.532		46:51.772		5	2:05.808B	35.526	32.521	57.761	12:15.302
77 Dominique Aegerter CHE Ten Kate Racing Yamaha Yamaha YZF R6								6	11:46.259	...	32.585	50.540	24:01.561
1	4:57.590	3:33.284	33.462	50.844		4:57.590		7	1:55.710	32.800	32.408	50.502	25:57.271
2	1:55.136	32.842	32.189	50.105		6:52.726		8	1:56.081	33.115	32.586	50.380	27:53.352
3	1:54.251	32.374	31.935	49.942		8:46.977		9	2:09.916B	32.902	32.546	1:04.468	30:03.268
4	1:53.989	32.344	31.904	49.741		10:40.966		10	8:01.839	6:34.326	33.014	54.499	38:05.107
5	1:55.744	32.932	32.292	50.520		12:36.710		11	1:54.987	32.563	32.431	49.993	40:00.094
6	1:54.374	32.336	32.041	49.997		14:31.084		12	1:54.733	32.532	32.195	50.006	41:54.827
7	1:54.666	32.526	31.978	50.162		16:25.750		13	1:54.926	32.597	32.254	50.075	43:49.753
8	1:59.109B	32.521	32.110	54.478		18:24.859		14	2:06.115	43.365	32.272	50.478	45:55.868
9	14:07.897	...	32.711	50.962		32:32.756							
10	1:54.743	32.643	32.002	50.098		34:27.499							
11	1:54.370	32.343	31.908	50.119		36:21.869							
12	1:54.011	32.186	31.933	49.892		38:15.880							
13	1:54.175	32.321	31.984	49.870		40:10.055							
14	1:54.712	32.669	32.032	50.011		42:04.767							
15	1:54.156	32.350	32.017	49.789		43:58.923							
16	1:54.322	32.393	32.095	49.834		45:53.245							
88 Alessandro Zetti ITA Kallio Racing Yamaha YZF R6													
1	5:00.349	3:31.328	36.162	52.859		5:00.349							
2	2:00.770	34.330	34.324	52.116		7:01.119							
3	2:00.774	34.047	34.285	52.442		9:01.893							
4	2:06.459B	33.970	33.841	58.648		11:08.352							
5	20:20.274	...	34.487	52.684		31:28.626							
6	2:07.512B	34.552	33.800	59.160		33:36.138							
7	7:15.561	5:46.332	34.393	54.836		40:51.699							
8	2:00.182	34.138	33.815	52.229		42:51.881							
9	1:59.803	33.954	33.661	52.188		44:51.684							
10	1:59.680	34.007	33.680	51.993		46:51.364							
94 Andy Verdoia FRA GMT94 Yamaha Yamaha YZF R6													
1	4:02.408	2:36.859	33.679	51.870		4:02.408							
2	1:56.980	33.368	32.673	50.939		5:59.388							
3	1:56.463	33.235	32.615	50.613		7:55.851							
4	1:55.958	32.998	32.526	50.434		9:51.809							
5	1:55.910	32.933	32.518	50.459		11:47.719							
6	2:03.335B	33.398	32.870	57.067		13:51.054							
7	6:32.179	5:08.146	33.175	50.858		20:23.233							
8	1:56.210	32.970	32.349	50.891		22:19.443							
9	1:56.604	33.363	32.482	50.759		24:16.047							
10	1:55.789	32.929	32.412	50.448		26:11.836							
11	2:01.750B	32.825	32.536	56.389		28:13.586							
12	9:47.356	8:23.292	33.108	50.956		38:00.942							
13	1:55.479	32.886	32.320	50.273		39:56.421							
14	1:55.240	32.715	32.241	50.284		41:51.661							
15	1:55.651	32.720	32.460	50.471		43:47.312							
16	2:10.129	46.845	32.667	50.617		45:57.441							