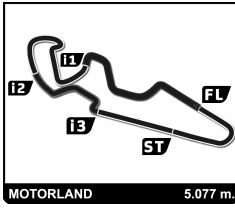


## World SSP DWO Supported Test Motorland Free Practice 2 Sector Analysis

— Invalidated Lap    ■ Personal Best    ■ Session Best    B Crossing the pit lane

Lap	Time	Sector 1	Sector 2	Sector 3	Sector 4	Elapsed	Lap	Time	Sector 1	Sector 2	Sector 3	Sector 4	Elapsed
5	2:00.318	34.053	33.665	52.600		11:11.179							
6	2:12.200B	37.410	35.072	59.718		13:23.379							
7	11:45.017	...	34.867	53.739		25:08.396							
8	2:01.264	34.210	34.334	52.720		27:09.660							
9	2:00.772	34.136	34.081	52.555		29:10.432							
10	2:00.676	34.537	33.851	52.288		31:11.108							
11	1:59.833	34.063	33.830	51.940		33:10.941							
12	2:06.051B	33.900	33.935	58.216		35:16.992							
13	5:11.098	34.426	34.322	52.350		40:28.090							
14	1:58.510	33.619	33.429	51.462		42:26.600							
15	1:58.153	33.616	33.297	<b>51.240</b>		44:24.753							
16	<b>1:57.855</b>	<b>33.285</b>	<b>33.130</b>	51.440		46:22.608							
<b>16 Jules Cluzel</b> FRA													
GMT94 Yamaha Yamaha YZF R6													
1	2:42.935	1:12.885	36.066	53.984		2:42.935							
2	1:59.033	34.570	33.136	51.327		4:41.968							
3	<b>1:57.472</b>	33.595	32.996	<b>50.881</b>		6:39.440							
4	2:03.247B	<b>33.471</b>	<b>32.609</b>	57.167		8:42.687							
5	15:27.046B	...	33.144	57.614		24:09.733							
6	21:56.009	...	33.901	53.521		46:05.742							
<b>17 Kyle Smith</b> GBR													
VFT Racing Yamaha YZF R6													
1	3:09.764	1:43.114	34.456	52.194		3:09.764							
2	1:59.059	33.990	33.448	51.621		5:08.823							
3	1:58.232	33.808	33.054	51.370		7:07.055							
4	1:57.660	33.416	33.002	51.242		9:04.715							
5	1:57.507	33.368	32.991	51.148		11:02.222							
6	2:08.671B	33.934	33.485	1:01.252		13:10.893							
7	10:54.918	9:29.718	33.798	51.402		24:05.811							
8	1:56.594	33.064	32.774	50.756		26:02.405							
9	1:56.436	33.081	32.728	<b>50.627</b>		27:58.841							
10	<b>1:56.398</b>	<b>32.999</b>	<b>32.706</b>	50.693		29:55.239							
11	1:59.459	35.465	33.132	50.862		31:54.698							
12	1:56.907	33.165	32.845	50.897		33:51.605							
13	2:08.988B	33.436	33.549	1:02.003		36:00.593							
14	6:37.490	5:13.098	33.273	51.119		42:38.083							
15	1:57.039	33.150	32.912	50.977		44:35.122							
16	1:57.051	33.371	32.851	50.829		46:32.173							
<b>22 Federico Fuligni</b> ITA													
D34G Racing Ducati Panigale V2													
1	4:12.512	2:40.491	37.219	54.802		4:12.512							
2	2:14.028B	36.497	35.599	1:01.932		6:26.540							
3	7:46.310	6:17.276	35.270	53.764		14:12.850							
4	2:08.374	37.046	34.341	56.987		16:21.224							
5	2:02.203	35.016	34.174	53.013		18:23.427							
6	2:00.534	34.381	33.940	52.213		20:23.961							
7	2:09.325B	34.515	35.244	59.566		22:33.286							
8	13:50.491	...	34.858	53.358		36:23.777							
9	2:01.079	34.684	33.860	52.535		38:24.856							
10	2:04.593	37.589	34.645	52.359		40:29.449							
11	1:59.733	34.072	33.716	51.945		42:29.182							
12	<b>1:59.399</b>	<b>34.009</b>	<b>33.558</b>	51.832		44:28.581							
13	2:02.229	36.669	33.813	<b>51.747</b>		46:30.810							
<b>24 Leonardo Taccini</b> ITA													
Ten Kate Racing Yamaha Yamaha YZF R6													
1	2:52.966	1:26.062	34.266	52.638		2:52.966							
2	1:58.508	33.711	33.220	51.577		4:51.474							
3	1:58.313	33.949	32.984	51.380		6:49.787							
4	1:58.062	33.466	33.306	51.290		8:47.849							
5	1:57.354	33.309	32.899	51.146		10:45.203							
6	1:57.487	33.377	32.991	51.119		12:42.690							
7	1:57.588	33.380	32.853	51.355		14:40.278							
8	2:04.696B	33.762	33.754	57.180		16:44.974							
9	13:51.443	...	32.928	50.852		30:36.417							
10	<b>1:56.021</b>	<b>32.835</b>	32.661	<b>50.525</b>		32:32.438							
11	1:56.569	33.149	32.793	50.627		34:29.007							
12	1:56.553	32.980	32.663	50.910		36:25.560							
13	1:58.747	35.340	<b>32.558</b>	50.849		38:24.307							
14	1:56.462	33.096	32.634	50.732		40:20.769							
15	1:56.960	33.225	32.758	50.977		42:17.729							
16	1:56.677	33.158	32.706	50.813		44:14.406							
17	2:01.145	36.674	33.156	51.315		46:15.551							
<b>25 Marcel Brenner</b> CHE													
VFT Racing Yamaha YZF R6													
1	2:31.677	1:06.077	33.643	51.957		2:31.677							
2	1:59.550	35.176	33.006	51.368		4:31.227							
3	1:56.483	33.210	32.467	50.806		6:27.710							
4	2:05.971B	33.746	34.072	58.153		8:33.681							
5	9:36.635	8:11.683	33.798	51.154		18:10.316							
6	1:56.672	33.116	32.621	50.935		20:06.988							
7	1:56.478	32.997	32.688	50.793		22:03.466							
8	2:03.347B	33.064	32.845	57.438		24:06.813							
9	6:08.775	4:43.768	33.348	51.659		30:15.588							
10	1:57.021	33.323	32.691	51.007		32:12.609							
11	1:56.380	32.992	32.665	50.723		34:08.989							
12	2:06.231B	33.145	34.869	58.217		36:15.220							
13	3:55.553	2:31.394	33.122	51.037		40:10.773							
14	1:55.808	32.877	32.404	50.527		42:06.581							
15	<b>1:55.588</b>	<b>32.759</b>	32.369	<b>50.460</b>		44:02.169							
16	1:55.630	32.854	<b>32.316</b>	50.460		45:57.799							
<b>28 Glenn van Straalen</b> NLD													
EAB Racing Team Yamaha YZF R6													
1	2:30.396	1:04.089	34.109	52.198		2:30.396							
2	1:57.700	33.504	33.173	51.023		4:28.096							
3	1:57.868	33.653	32.928	51.287		6:25.964							
4	1:57.122	33.364	32.769	50.989		8:23.086							
5	1:56.731	33.156	32.650	50.925		10:19.817							
6	2:06.241B	33.618	33.127	59.496		12:26.058							
7	13:13.777	...	33.423	50.719		25:39.835							
8	1:55.786	32.946	32.436	50.404		27:35.621							
9	1:55.456	32.767	32.316	50.373		29:31.077							
10	1:56.430	33.130	32.537	50.763		31:27.507							
11	1:55.398	<b>32.755</b>	32.246	50.397		33:22.905							
12	1:57.182	33.730	32.539	50.913		35:20.087							
13	<b>1:55.271</b>	32.800	<b>32.216</b>	<b>50.255</b>		37:15.358							
14	2:02.266B	33.529	32.562	56.175		39:17.624							



## World SSP DWO Supported Test Motorland Free Practice 2 Sector Analysis

— Invalidated Lap    ■ Personal Best    ■ Session Best    B Crossing the pit lane

Lap	Time	Sector 1	Sector 2	Sector 3	Sector 4	Elapsed
<b>32</b>	<b>Oliver Bayliss</b>					AUS
BARNI Spark Racing Team    Ducati Panigale V2						
1	5:55.490 B	4:19.600	36.598	59.292		5:55.490
2	2:39.960 B	1:05.125	35.832	59.003		8:35.450
3	5:33.414	4:05.329	34.588	53.497		14:08.864
4	2:01.509	34.706	34.054	52.749		16:10.373
5	2:00.555	34.730	34.123	51.702		18:10.928
6	2:00.299	34.112	33.995	52.192		20:11.227
7	2:09.052 B	35.524	35.371	58.157		22:20.279
8	11:34.334	...	35.851	53.258		33:54.613
9	2:00.084	34.427	33.581	52.076		35:54.697
10	1:59.818	34.137	33.666	52.015		37:54.515
11	1:59.567	34.072	33.580	51.915		39:54.082
12	1:59.746	34.135	33.776	51.835		41:53.828
13	<b>1:58.775</b>	<b>33.750</b>	<b>33.392</b>	<b>51.633</b>		43:52.603
14	1:59.592	33.891	33.438	52.263		45:52.195

Lap	Time	Sector 1	Sector 2	Sector 3	Sector 4	Elapsed
<b>38</b>	<b>Hannes Soomer</b>					EST
Dynavolt Triumph    Triumph Street Triple RS						
1	5:12.474	3:46.807	34.458	51.209		5:12.474
2	1:57.971	33.796	33.184	50.991		7:10.445
3	2:13.324 B	33.314	33.577	1:06.433		9:23.769
4	11:27.029	...	33.482	51.237		20:50.798
5	1:56.886	<b>33.256</b>	<b>32.799</b>	<b>50.831</b>		22:47.684
6	<b>1:56.730</b>	33.327	<b>32.762</b>	<b>50.641</b>		24:44.414
7	2:14.668 B	33.330	43.351	57.987		26:59.082

Lap	Time	Sector 1	Sector 2	Sector 3	Sector 4	Elapsed
<b>50</b>	<b>Ondrej Vostatek</b>					CZE
MS Racing Yamaha WorldSSP    Yamaha YZF R6						
1	2:40.019	1:11.384	34.933	53.702		2:40.019
2	1:58.820	34.304	33.112	51.404		4:38.839
3	1:57.790	33.236	32.981	51.573		6:36.629
4	1:57.548	33.404	32.931	51.213		8:34.177
5	<b>1:56.938</b>	<b>33.198</b>	<b>32.760</b>	<b>50.980</b>		10:31.115
6	2:01.442	34.736	35.468	51.238		12:32.557
7	1:57.331	33.299	32.830	51.202		14:29.888
8	2:04.467	37.158	35.256	52.053		16:34.355
9	2:06.738 B	34.631	34.144	57.963		18:41.093
10	17:09.962	...	34.471	52.185		35:51.055
11	1:57.489	33.323	33.090	51.076		37:48.544
12	1:57.753	33.251	33.192	51.310		39:46.297
13	1:57.662	33.311	33.109	51.242		41:43.959
14	2:05.521	37.611	34.411	53.499		43:49.480
15	2:02.129 B	33.257	33.092	55.780		45:51.609

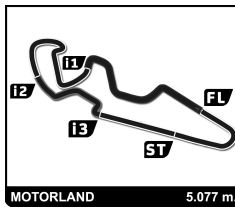
Lap	Time	Sector 1	Sector 2	Sector 3	Sector 4	Elapsed
<b>52</b>	<b>Patrick Hobelsberger</b>					DEU
Kallio Racing    Yamaha YZF R6						
1	5:49.746	4:22.834	34.589	52.323		5:49.746
2	1:58.792	34.066	33.355	51.371		7:48.538
3	1:58.029	33.809	33.058	51.162		9:46.567
4	2:08.673 B	33.683	33.051	1:01.939		11:55.240
5	11:45.454	...	34.061	52.425		23:40.694
6	2:00.764	33.660	33.129	53.975		25:41.458
7	1:57.260	33.316	32.886	51.058		27:38.718
8	2:07.906 B	33.674	37.041	57.191		29:46.624
9	10:25.880	9:01.045	33.778	51.057		40:12.504

Lap	Time	Sector 1	Sector 2	Sector 3	Sector 4	Elapsed
10	2:02.597	33.164	32.786	56.647		42:15.101
11	1:57.417	33.768	32.898	50.751		44:12.518
12	<b>1:56.409</b>	<b>33.142</b>	<b>32.593</b>	<b>50.674</b>		46:08.927

Lap	Time	Sector 1	Sector 2	Sector 3	Sector 4	Elapsed
<b>54</b>	<b>Bahattin Sofuoğlu</b>					TUR
MV Agusta Reparto Corse    MV Agusta F3 800 RR						
1	2:54.625	1:26.685	35.261	52.679		2:54.625
2	2:01.063	34.667	34.433	51.963		4:55.688
3	1:59.782	34.207	33.462	52.113		6:55.470
4	1:59.559	34.139	33.350	52.070		8:55.029
5	1:59.378	34.162	33.392	51.824		10:54.407
6	1:59.237	33.795	33.551	51.891		12:53.644
7	1:58.544	33.702	33.247	51.595		14:52.188
8	1:58.563	33.727	33.314	51.522		16:50.751
9	1:57.981	33.680	33.197	51.104		18:48.732
10	2:03.542	<b>33.542</b>	38.028	51.972		20:52.274
11	1:58.618	33.665	33.480	51.473		22:50.892
12	1:58.598	33.598	33.385	51.615		24:49.490
13	2:02.223	35.384	34.813	52.026		26:51.713
14	1:58.290	33.566	33.246	51.478		28:50.003
15	1:58.147	33.648	33.273	51.226		30:48.150
16	2:05.011 B	33.600	33.276	58.135		32:53.161
17	7:13.131	5:41.738	37.919	53.474		40:06.292
18	2:02.812	35.933	35.509	51.370		42:09.104
19	<b>1:57.669</b>	33.563	33.168	<b>50.938</b>		44:06.773
20	1:57.669	33.547	<b>33.127</b>	50.995		46:04.442

Lap	Time	Sector 1	Sector 2	Sector 3	Sector 4	Elapsed
<b>55</b>	<b>Yari Montella</b>					ITA
Kawasaki Puccetti Racing    Kawasaki ZX-6R						
1	22:44.000	...	34.405	51.689		22:44.000
2	1:59.889	34.428	33.634	51.827		24:43.889
3	1:59.283	34.381	33.640	51.262		26:43.172
4	1:57.702	33.652	33.009	51.041		28:40.874
5	1:56.529	33.242	32.648	50.639		30:37.403
6	<b>1:56.280</b>	<b>33.032</b>	<b>32.640</b>	<b>50.608</b>		32:33.683
7	2:05.929 B	33.528	33.074	59.327		34:39.612

Lap	Time	Sector 1	Sector 2	Sector 3	Sector 4	Elapsed
<b>56</b>	<b>Peter Sebestyén</b>					HUN
Evan Bros. WorldSSP Yamaha Team    Yamaha YZF R6						
1	3:10.403	1:43.751	34.659	51.993		3:10.403
2	1:59.108	34.348	33.226	51.534		5:09.511
3	1:59.069	34.228	33.245	51.596		7:08.580
4	1:58.419	33.743	33.318	51.358		9:06.999
5	1:58.653	33.943	33.211	51.499		11:05.652
6	1:58.617	33.916	33.202	51.499		13:04.269
7	1:59.002	34.005	33.344	51.653		15:03.271
8	2:06.375 B	34.321	33.297	58.757		17:09.646
9	13:40.077	...	33.377	51.348		30:49.723
10	1:57.495	33.529	33.019	50.947		32:47.218
11	1:57.619	33.494	32.975	51.150		34:44.837
12	1:57.683	33.529	32.987	51.167		36:42.520
13	2:04.875 B	33.758	33.129	57.988		38:47.395
14	3:24.915	1:58.377	35.089	51.449		42:12.310
15	<b>1:57.299</b>	<b>33.444</b>	<b>32.960</b>	<b>50.895</b>		44:09.609
16	1:57.347	33.453	33.019	<b>50.875</b>		46:06.956



## World SSP

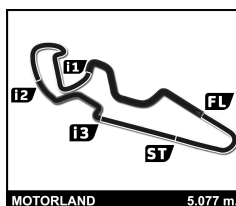
### DWO Supported Test Motorland

### Free Practice 2

### Sector Analysis

— Invalidated Lap    ■ Personal Best    ■ Session Best    B Crossing the pit lane

Lap	Time	Sector 1	Sector 2	Sector 3	Sector 4	Elapsed	Lap	Time	Sector 1	Sector 2	Sector 3	Sector 4	Elapsed
<b>61</b> Can Oncu (TUR) Kawasaki Puccetti Racing / Kawasaki ZX-6R							9	2:07.044 B	33.888	33.782	59.374	18:24.003	
1	32:32.442	...	34.043	50.282	...	32:32.442	10	13:33.065	...	33.435	51.437	...	31:57.068
2	1:55.792	32.906	32.446	50.440	...	34:28.234	11	1:56.798	33.243	32.598	50.957	...	33:53.866
3	2:42.302	32.694	32.612	1:36.996	...	37:10.536	12	1:56.776	32.989	32.505	51.282	...	35:50.642
4	1:58.761	34.166	33.436	51.159	...	39:09.297	13	1:55.738	32.905	32.414	50.419	...	37:46.380
5	1:57.257	33.156	32.925	51.176	...	41:06.554	14	1:56.036	33.002	32.463	50.571	...	39:42.416
6	1:56.947	33.196	33.057	50.694	...	43:03.501	15	1:55.651	32.793	32.367	50.491	...	41:38.067
7	2:04.074	35.916	35.674	52.484	...	45:07.575	16	1:55.783	32.828	32.463	50.492	...	43:33.850
							17	1:55.659	32.826	32.335	50.498	...	45:29.509
<b>62</b> Stefano Manzi (ITA) Dynavolt Triumph / Triumph Street Triple RS							<b>69</b> Thomas Booth-Amos (GBR) Prodina Racing WorldSSP / Kawasaki ZX-6R						
1	3:07.799	1:38.891	35.436	53.472	...	3:07.799	1	4:56.589	3:30.006	34.505	52.078	...	4:56.589
2	2:01.635	35.695	34.055	51.885	...	5:09.434	2	2:15.117	33.888	33.247	1:07.982	...	7:11.706
3	1:59.253	34.738	33.211	51.304	...	7:08.687	3	1:58.287	33.542	33.121	51.624	...	9:09.993
4	1:58.007	33.761	33.071	51.175	...	9:06.694	4	1:57.358	33.447	32.869	51.042	...	11:07.351
5	2:13.827 B	33.751	33.121	1:06.955	...	11:20.521	5	1:57.212	33.362	32.647	51.203	...	13:04.563
6	14:49.022	...	33.616	51.761	...	26:09.543	6	1:59.009	34.737	32.936	51.336	...	15:03.572
7	1:58.243	34.090	32.830	51.323	...	28:07.786	7	1:58.290	33.830	33.192	51.268	...	17:01.862
8	2:02.430 B	33.641	32.721	56.068	...	30:10.216	8	1:58.536	34.020	33.317	51.199	...	19:00.398
9	5:51.011	4:25.561	33.752	51.698	...	36:01.227	9	1:57.740	33.419	33.251	51.070	...	20:58.138
10	1:56.975	33.701	32.499	50.775	...	37:58.202	10	2:11.630 B	37.234	34.786	59.610	...	23:09.768
11	1:57.031	33.366	32.775	50.890	...	39:55.233	11	13:38.466	...	34.194	51.619	...	36:48.234
12	1:56.639	33.250	32.739	50.650	...	41:51.872	12	2:06.960	34.268	33.106	59.586	...	38:55.194
13	1:56.666	33.234	32.682	50.750	...	43:48.538	13	1:57.974	33.630	33.010	51.334	...	40:53.168
14	1:55.876	33.015	32.326	50.535	...	45:44.414	14	1:57.727	33.675	32.967	51.085	...	42:50.895
							15	2:05.815	37.575	37.024	51.216	...	44:56.710
							16	1:57.345	33.474	32.980	50.891	...	46:54.055
<b>64</b> Federico Caricasulo (ITA) Althea Racing / Ducati Panigale V2							<b>73</b> Maximilian Kofler (AUT) CM Racing / Ducati Panigale V2						
1	2:06.049	38.151	34.755	53.143	...	2:06.049	1	3:21.490	1:52.923	35.220	53.347	...	3:21.490
2	2:00.416	34.861	33.710	51.845	...	4:06.465	2	2:02.333	35.676	34.405	52.252	...	5:23.823
3	1:59.762	34.240	33.398	52.124	...	6:06.227	3	2:00.114	34.706	33.753	51.655	...	7:23.937
4	1:58.809	33.890	33.062	51.857	...	8:05.036	4	1:59.850	34.258	33.494	52.098	...	9:23.787
5	1:58.019	33.600	32.902	51.517	...	10:03.055	5	2:09.008 B	34.830	34.388	59.790	...	11:32.795
6	1:58.454	34.313	32.841	51.300	...	12:01.509	6	12:33.780	...	34.848	51.850	...	24:06.575
7	1:57.604	33.364	33.145	51.095	...	13:59.113	7	1:59.372	34.052	33.466	51.854	...	26:05.947
8	1:56.812	33.374	32.698	50.740	...	15:55.925	8	1:59.241	34.012	33.592	51.637	...	28:05.188
9	2:10.762 B	35.645	35.225	59.892	...	18:06.687	9	1:59.494	34.131	33.651	51.712	...	30:04.682
10	11:32.184	...	33.791	51.517	...	29:38.871	10	1:59.281	34.012	33.516	51.753	...	32:03.963
11	1:57.944	33.937	32.865	51.142	...	31:36.815	11	2:03.538 B	34.024	33.244	56.270	...	34:07.501
12	1:57.103	33.654	32.702	50.747	...	33:33.918	12	6:59.488	5:33.947	33.712	51.829	...	41:06.989
13	1:56.319	33.122	32.596	50.601	...	35:30.237	13	1:57.338	33.549	32.996	50.793	...	43:04.327
14	1:56.430	33.247	32.522	50.661	...	37:26.667	14	2:04.536	34.385	37.981	52.170	...	45:08.863
15	1:58.839	34.022	33.872	50.945	...	39:25.506							
16	2:04.258 B	33.526	33.121	57.611	...	41:29.764							
<b>66</b> Niki Tuuli (FIN) MV Agusta Reparto Corse / MV Agusta F3 800 RR							<b>77</b> Dominique Aegerter (CHE) Ten Kate Racing Yamaha / Yamaha YZF R6						
1	2:41.192	1:13.199	35.797	52.196	...	2:41.192	1	4:38.290	3:11.824	34.685	51.781	...	4:38.290
2	1:58.072	33.683	33.226	51.163	...	4:39.264	2	1:56.771	33.422	32.703	50.646	...	6:35.061
3	1:56.945	33.368	32.712	50.865	...	6:36.209	3	2:04.639	39.553	33.558	51.528	...	8:39.700
4	1:56.466	33.223	32.474	50.769	...	8:32.675	4	1:55.168	32.643	32.300	50.225	...	10:34.868
5	1:56.148	33.060	32.459	50.629	...	10:28.823	5	1:55.430	32.835	32.256	50.339	...	12:30.298
6	1:55.922	32.920	32.346	50.656	...	12:24.745	6	1:54.729	32.502	32.133	50.094	...	14:25.027
7	1:56.316	32.940	32.539	50.837	...	14:21.061	7	1:54.556	32.351	32.132	50.073	...	16:19.583
8	1:55.898	33.043	32.334	50.521	...	16:16.959	8	2:03.605 B	33.473	32.622	57.510	...	18:23.188
							9	13:53.914	...	33.385	52.189	...	32:17.102



## World SSP

### DWO Supported Test Motorland

### Free Practice 2

## Sector Analysis

— Invalidated Lap    ■ Personal Best    ■ Session Best    B Crossing the pit lane

Lap	Time	Sector 1	Sector 2	Sector 3	Sector 4	Elapsed	Lap	Time	Sector 1	Sector 2	Sector 3	Sector 4	Elapsed
10	1:55.779	33.014	32.405	50.360		34:12.881							
11	1:55.380	32.570	32.270	50.540		36:08.261							
12	1:54.957	32.604	32.140	50.213		38:03.218							
13	1:54.778	32.574	32.206	<b>49.998</b>		39:57.996							
14	1:55.548	32.500	32.214	50.834		41:53.544							
15	1:55.101	32.413	32.275	50.413		43:48.645							
16	<b>1:54.550</b>	32.355	<b>32.095</b>	50.100		45:43.195							

**88** **Alessandro Zetti** ITA  
Kallio Racing Yamaha YZF R6

1	4:09.346	2:37.037	37.558	54.751		4:09.346
2	2:04.765	35.476	35.369	53.920		6:14.111
3	2:03.444	35.079	34.718	53.647		8:17.555
4	2:11.729B	35.452	35.154	1:01.123		10:29.284
5	12:31.378	...	35.699	54.157		23:00.662
6	2:02.998	34.793	34.664	53.541		25:03.660
7	2:02.571	34.886	34.571	53.114		27:06.231
8	2:01.837	34.572	34.389	52.876		29:08.068
9	2:01.280	34.425	34.058	52.797		31:09.348
10	2:00.919	34.301	34.089	<b>52.529</b>		33:10.267
11	<b>2:00.781</b>	34.276	33.892	52.613		35:11.048
12	2:06.495B	<b>34.194</b>	<b>33.869</b>	58.432		37:17.543
13	4:09.617	2:42.497	34.407	52.713		41:27.160
14	2:01.084	34.257	34.150	52.677		43:28.244
15	2:00.927	34.289	34.038	52.600		45:29.171

**94** **Andy Verdoia** FRA  
GMT94 Yamaha Yamaha YZF R6

1	37:08.018	...	33.756	52.742		37:08.018
2	1:57.227	33.345	32.810	51.072		39:05.245
3	1:56.900	33.263	32.714	50.923		41:02.145
4	1:56.867	33.200	32.774	50.893		42:59.012
5	<b>1:56.666</b>	<b>33.067</b>	<b>32.695</b>	50.904		44:55.678
6	1:56.741	33.157	32.711	<b>50.873</b>		46:52.419

**99** **Adrian Huertas** ESP  
MTM Kawasaki Kawasaki ZX-6R

1	3:49.480B	1:44.551	45.936	1:18.993		3:49.480
2	9:30.111B	7:21.208	<b>44.525</b>	1:24.378		13:19.591
3	10:34.681B	8:32.694	46.798	1:15.189		23:54.272