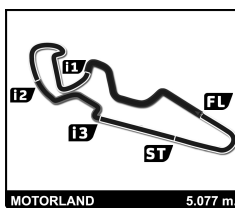


WSSP 300 DWO Supported Test Motorland Free Practice 6 Sector Analysis

— Invalidated Lap ■ Personal Best ■ Session Best B Crossing the pit lane

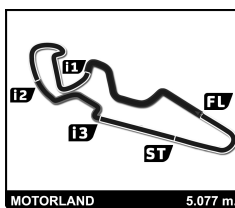
Lap	Time	Sector 1	Sector 2	Sector 3	Sector 4	Elapsed	Lap	Time	Sector 1	Sector 2	Sector 3	Sector 4	Elapsed		
2	Iker Garcia Abella ESP Yamaha MS Racing Yamaha YZF-R3							18	Indy Offer GBR Team BrCorse Yamaha YZF-R3						
1	3:36.520	1:15.457	48.320	37.052	55.691	3:36.520	1	3:37.549	1:18.070	50.524	34.593	54.362	3:37.549		
2	2:10.298	37.130	36.088	23.652	33.428	5:46.818	2	2:14.890	37.661	37.277	24.796	35.156	5:52.439		
3	2:14.214	36.451	37.681	24.325	35.757	8:01.032	3	2:13.603	37.529	37.239	24.321	34.514	8:06.042		
4	2:29.673	36.103	43.722	25.722	44.126	10:30.705	4	2:22.380	37.241	38.721	25.028	41.390	10:28.422		
5	2:08.403	35.743	35.408	23.433	33.819	12:39.108	5	2:20.191	37.445	43.505	24.296	34.945	12:48.613		
6	2:13.271	37.135	38.477	24.089	33.570	14:52.379	6	2:12.990	37.317	36.733	24.259	34.681	15:01.603		
7	2:12.999	36.978	36.400	23.938	35.683	17:05.378	7	2:22.700 B	37.471	36.990	24.807	43.432	17:24.303		
8	2:17.282 B	36.254	37.259	24.212	39.557	19:22.660	8	3:05.133	1:24.113	42.359	24.122	34.539	20:29.436		
9	5:21.922	3:48.240	36.112	24.030	33.540	24:44.582	9	2:34.489	44.792	47.405	26.209	36.083	23:03.925		
10	2:36.616	35.804	39.016	25.410	56.386	27:21.198	10	2:13.781	37.407	36.916	24.303	35.155	25:17.706		
11	2:15.140	36.433	37.554	23.698	37.455	29:36.338	11	2:35.989	39.142	53.454	26.493	36.900	27:53.695		
12	2:09.165	36.375	35.442	23.707	33.641	31:45.503	12	2:34.526 B	37.834	41.469	29.059	46.164	30:28.221		
8	Bruno Ieraci ITA Prodina Racing WorldSSP300 Kawasaki Ninja 400							26	Mirko Gennai ITA Team BrCorse Yamaha YZF-R3						
1	3:29.129	1:19.481	39.366	33.573	56.709	3:29.129	1	3:32.763	1:14.624	51.938	30.589	55.612	3:32.763		
2	2:20.385	41.676	40.995	23.834	33.880	5:49.514	2	2:09.412	36.436	35.597	23.442	33.937	5:42.175		
3	2:09.090	35.869	35.951	23.483	33.787	7:58.604	3	2:16.244	38.286	36.341	25.182	36.435	7:58.419		
4	2:34.838 B	39.251	42.734	25.282	47.571	10:33.442	4	2:18.418	36.608	41.405	26.052	34.353	10:16.837		
5	7:25.566 B	5:28.770	47.965	27.351	41.480	17:59.008	5	2:09.194	36.376	35.747	23.401	33.670	12:26.031		
6	2:25.837	53.232	35.728	23.324	33.553	20:24.845	6	2:15.384 B	36.533	35.528	23.126	40.197	14:41.415		
7	2:07.290	35.648	35.265	23.037	33.340	22:32.135	7	3:23.926	1:34.792	48.762	25.475	34.897	18:05.341		
8	2:07.905	35.799	35.491	23.435	33.180	24:40.040	8	2:17.077	37.263	42.099	23.761	33.954	20:22.418		
9	2:07.549	35.666	35.324	23.090	33.469	26:47.589	9	2:08.468	35.947	35.385	23.098	34.038	22:30.886		
10	2:09.491	35.665	36.096	23.429	34.301	28:57.080	10	2:08.480	35.918	35.305	23.160	34.097	24:39.366		
11	2:07.181	35.509	35.247	23.099	33.326	31:04.261	11	2:07.880	35.981	35.228	23.077	33.594	26:47.246		
12	Humberto Maier BRA AD78 Team Brasil by MS Racing Yamaha YZF-R3							27	Alvaro Diaz ESP Arco Motor University Team Yamaha YZF-R3						
1	3:19.931	1:07.047	58.866	33.442	40.576	3:19.931	1	3:33.433	1:06.482	56.808	40.206	49.937	3:33.433		
2	2:23.109	36.793	46.724	24.024	35.568	5:43.040	2	2:12.542	36.634	39.147	23.437	33.324	5:45.975		
3	2:16.454	37.707	38.280	24.298	36.169	7:59.494	3	2:17.026	36.406	35.727	31.702	33.191	8:03.001		
4	2:28.236	37.036	44.497	24.393	42.310	10:27.730	4	2:36.349 B	35.837	56.610	24.246	39.656	10:39.350		
5	2:10.821	36.768	36.074	23.742	34.237	12:38.551	5	10:37.841	8:40.986	58.911	24.098	33.846	21:17.191		
6	2:15.797 B	36.655	36.590	23.458	39.094	14:54.348	6	2:08.156	36.001	35.365	23.232	33.558	23:25.347		
7	9:57.190	8:23.207	36.169	23.514	34.300	24:51.538	7	2:18.555	37.903	40.753	23.818	36.081	25:43.902		
8	2:30.026	36.891	36.136	23.435	53.564	27:21.564	8	2:08.616	36.150	35.605	23.375	33.486	27:52.518		
9	2:14.210	36.738	36.659	23.551	37.262	29:35.774	9	2:08.733	36.020	35.653	23.333	33.727	30:01.251		
10	2:09.695	36.559	35.620	23.731	33.785	31:45.469									
14	Alex Millan ITA SMW Racing Kawasaki Ninja 400							28	Lennox Lehmann DEU Freudenberg KTM - Paligo Racing KTM RC 390 R						
1	3:37.131	1:20.426	51.723	33.168	51.814	3:37.131	1	3:34.594	1:17.614	51.141	34.683	51.156	3:34.594		
2	2:10.372	37.151	36.101	23.350	33.770	5:47.503	2	2:07.539	35.566	35.480	23.178	33.315	5:42.133		
3	2:09.160	36.382	35.410	23.466	33.902	7:56.663	3	2:21.140	43.032	36.289	28.772	33.047	8:03.273		
4	2:36.294	40.850	45.911	25.342	44.191	10:32.957	4	2:23.963 B	35.678	43.202	25.298	39.785	10:27.236		
5	2:08.592	36.121	35.568	23.324	33.579	12:41.549	5	12:07.699	...	36.612	23.359	33.274	22:34.935		
6	2:09.011	36.181	35.626	23.205	33.999	14:50.560	6	2:10.883	35.933	35.545	26.008	33.397	24:45.818		
7	2:14.888	38.627	37.012	23.725	35.524	17:05.448	7	2:24.731	37.372	36.101	24.713	46.545	27:10.549		
8	2:43.279 B	36.215	38.980	31.947	56.137	19:48.727	8	2:26.219	36.552	49.720	23.720	36.227	29:36.768		
9	7:32.842	5:27.638	36.310	29.216	59.678	27:21.569	9	2:08.207	36.632	35.301	23.380	32.894	31:44.975		
10	2:14.313	37.207	36.608	23.764	36.734	29:35.882									
11	2:09.012	36.271	35.446	23.174	34.121	31:44.894									



WSSP 300 DWO Supported Test Motorland Free Practice 6 Sector Analysis

— Invalidated Lap ■ Personal Best ■ Session Best B Crossing the pit lane

Lap	Time	Sector 1	Sector 2	Sector 3	Sector 4	Elapsed	Lap	Time	Sector 1	Sector 2	Sector 3	Sector 4	Elapsed
35 Yeray Saiz Marquez ESP Accolade Smrz Racing Kawasaki Ninja 400							10	2:06.675	35.515	35.053	23.000	33.107	24:47.331
1	3:35.187	1:06.961	57.367	34.014	56.845	3:35.187	11	2:46.632	46.675	43.894	23.644	52.419	27:33.963
2	2:10.024	36.161	36.296	23.672	33.895	5:45.211	12	2:13.331	35.673	35.202	28.586	33.870	29:47.294
3	2:17.715	36.578	43.404	24.076	33.657	8:02.926	13	2:07.284	35.534	35.118	23.090	33.542	31:54.578
4	2:28.179	36.421	41.661	25.174	44.923	10:31.105	47 Fenton Seabright GBR Viñales Racing Team Yamaha YZF-R3						
5	2:09.681	36.095	35.940	23.377	34.269	12:40.786	1	3:00.372	1:08.153	52.019	25.010	35.190	3:00.372
6	2:20.926	36.198	41.517	25.191	38.020	15:01.712	2	2:11.881	37.303	36.312	23.476	34.790	5:12.253
7	2:15.418	38.590	37.353	24.771	34.704	17:17.130	3	2:11.700	37.217	36.209	23.588	34.686	7:23.953
8	2:32.001 B	36.570	37.438	24.918	53.075	19:49.131	4	2:29.156 B	36.960	46.562	25.235	40.399	9:53.109
9	4:55.793	3:17.184	40.177	23.929	34.503	24:44.924	5	4:44.334	3:10.201	36.087	23.725	34.321	14:37.443
10	2:36.600	36.264	38.632	24.391	57.313	27:21.524	6	2:14.155	36.969	37.308	25.289	34.589	16:51.598
11	2:14.862	37.536	36.576	23.834	36.916	29:36.386	7	2:11.144	36.804	36.103	23.518	34.719	19:02.742
12	2:10.183	37.395	35.986	23.425	33.377	31:46.569	8	2:13.103	37.756	37.071	23.579	34.697	21:15.845
41 Marc Garcia ESP Yamaha MS Racing Yamaha YZF-R3							9	2:09.857	36.356	35.802	23.406	34.293	23:25.702
1	3:54.022	1:34.258	49.307	32.475	57.982	3:54.022	10	2:20.621 B	36.692	37.608	24.498	41.823	25:46.323
2	2:08.983	36.440	35.645	23.310	33.588	6:03.005	11	3:49.747	2:13.640	36.215	23.571	36.321	29:36.070
3	2:08.021	36.015	35.315	23.244	33.447	8:11.026	12	2:09.339	36.477	35.438	23.444	33.980	31:45.409
4	2:26.078	35.647	35.356	38.350	36.725	10:37.104	53 Petr Svoboda CZE Accolade Smrz Racing Kawasaki Ninja 400						
5	2:07.543	35.911	35.163	23.289	33.180	12:44.647	1	3:36.254	1:16.124	51.978	35.750	52.402	3:36.254
6	2:07.555	36.149	35.205	23.067	33.134	14:52.202	2	2:10.218	37.081	36.280	23.424	33.433	5:46.472
7	2:15.214 B	36.755	35.888	23.730	38.841	17:07.416	3	2:10.185	36.682	36.149	23.710	33.644	7:56.657
8	7:42.256	6:10.746	35.300	23.021	33.189	24:49.672	4	2:37.351	43.168	44.293	25.024	44.866	10:34.008
9	2:07.011	35.460	34.964	23.359	33.228	26:56.683	5	2:10.407	36.665	36.060	23.773	33.909	12:44.415
10	2:07.101	35.537	35.174	23.044	33.346	29:03.784	6	2:09.917	36.902	35.712	23.430	33.873	14:54.332
11	2:06.910	35.632	34.975	23.127	33.176	31:10.694	7	2:09.688	36.464	35.757	23.637	33.830	17:04.020
43 Harry Khouri AUS Viñales Racing Team Kawasaki Ninja 400							8	2:44.505 B	39.614	36.841	33.714	54.336	19:48.525
1	2:53.593	1:16.935	38.744	23.704	34.210	2:53.593	9	4:57.820	3:16.846	43.483	24.117	33.374	24:46.345
2	2:09.865	36.459	35.862	23.472	34.072	5:03.458	10	2:08.863	35.944	35.656	23.457	33.806	26:55.208
3	2:09.623	36.262	35.925	23.383	34.053	7:13.081	11	2:41.795	36.127	59.513	25.705	40.450	29:37.003
4	2:09.863	36.644	35.862	23.445	33.912	9:22.944	12	2:09.594	37.063	35.940	23.404	33.187	31:46.597
5	2:11.341	36.590	36.885	23.581	34.285	11:34.285	58 Inigo Iglesias ESP SMW Racing Kawasaki Ninja 400						
6	2:11.344	36.875	36.233	23.627	34.609	13:45.629	1	3:36.714	1:17.336	50.700	30.915	57.763	3:36.714
7	2:15.756 B	36.984	36.313	23.515	38.944	16:01.385	2	2:08.931	36.732	35.665	23.210	33.324	5:45.645
8	3:03.123	1:28.094	35.931	23.263	35.835	19:04.508	3	2:14.811	38.130	39.764	23.433	33.484	8:00.456
9	2:10.841	36.603	36.134	23.690	34.414	21:15.349	4	2:32.274	38.700	44.056	25.274	44.244	10:32.730
10	2:10.475	36.691	35.975	23.592	34.217	23:25.824	5	2:08.198	36.194	35.400	23.169	33.435	12:40.928
11	2:17.512 B	36.952	36.957	24.270	39.333	25:43.336	6	2:07.772	35.758	35.139	23.163	33.712	14:48.700
12	3:15.348	1:41.665	36.031	23.276	34.376	28:58.684	7	2:16.126	39.446	39.092	23.539	34.049	17:04.826
13	2:09.142	36.120	35.782	23.440	33.800	31:07.826	8	2:17.318 B	37.534	36.063	23.809	39.912	19:22.144
46 Samuel Di Sora FRA Leader Team Flembbo Kawasaki Ninja 400							9	5:18.007	3:41.944	38.026	24.489	33.548	24:40.151
1	4:05.513	2:28.941	37.612	24.534	34.426	4:05.513	10	2:40.791	35.902	38.820	24.956	1:01.113	27:20.942
2	2:08.902	36.390	35.703	23.291	33.518	6:14.415	11	2:14.416	36.507	40.162	23.714	34.033	29:35.358
3	2:07.543	35.709	35.266	23.053	33.515	8:21.958	12	2:08.314	36.034	35.429	23.096	33.755	31:43.672
4	2:08.135	35.557	35.249	23.103	34.226	10:30.093	59 Alessandro Zanca ITA Kawasaki GP Project Kawasaki Ninja 400						
5	2:13.988 B	35.679	35.407	23.556	39.346	12:44.081	1	3:38.128	1:17.948	44.726	38.712	56.742	3:38.128
6	3:33.987	1:58.984	36.858	23.769	34.376	16:18.068	2	2:10.454	36.803	36.306	23.491	33.854	5:48.582
7	2:07.982	35.797	35.444	23.038	33.703	18:26.050	3	2:13.315	36.497	39.381	23.558	33.879	8:01.897
8	2:07.424	35.690	35.148	23.085	33.501	20:33.474	4	2:10.052	36.272	36.249	23.388	34.143	10:11.949
9	2:07.182	35.536	35.074	22.981	33.591	22:40.656	5	2:10.083	36.474	35.909	23.459	34.241	12:22.032



WSSP 300

DWO Supported Test Motorland

Free Practice 6

Sector Analysis

— Invalidated Lap ■ Personal Best ■ Session Best B Crossing the pit lane

Lap	Time	Sector 1	Sector 2	Sector 3	Sector 4	Elapsed	Lap	Time	Sector 1	Sector 2	Sector 3	Sector 4	Elapsed
6	2:20.269B	36.777	40.155	23.378	39.959	14:42.301	6	2:09.689	36.434	35.919	23.397	33.939	14:41.398
7	3:32.960	1:49.813	39.754	26.805	36.588	18:15.261	7	2:09.205	35.937	35.645	23.709	33.914	16:50.603
8	2:09.933	36.645	35.943	23.652	33.693	20:25.194	8	2:10.001	36.397	36.012	23.430	34.162	19:00.604
9	2:08.451	35.921	35.507	23.390	33.633	22:33.645	9	2:31.297B	42.030	42.805	24.971	41.491	21:31.901
10	2:08.018	35.888	35.660	23.281	33.189	24:41.663	10	4:31.089	2:56.739	36.896	23.659	33.795	26:02.990
11	2:10.163	35.975	35.564	23.345	35.279	26:51.826	11	2:08.741	36.021	35.750	23.369	33.601	28:11.731
12	2:44.677	37.073	54.064	26.253	47.287	29:36.503	12	2:08.615	36.159	35.685	23.191	33.580	30:20.346
13	2:09.917	36.794	35.997	23.517	33.609	31:46.420							

60 Dirk Geiger DEU						
Fussport-RT Motorsports by SKM-Kav				Kawasaki Ninja 400		
1	3:45.665	1:31.021	45.389	31.793	57.462	3:45.665
2	2:09.979	36.650	35.976	23.552	33.801	5:55.644
3	2:08.601	36.254	35.688	23.423	33.236	8:04.245
4	2:26.810	37.964	48.479	26.380	33.987	10:31.055
5	2:08.136	35.899	35.668	23.284	33.285	12:39.191
6	2:28.331	36.086	48.872	26.332	37.041	15:07.522
7	2:09.051	36.268	35.682	23.324	33.777	17:16.573
8	2:17.747B	37.847	36.770	24.514	38.616	19:34.320
9	6:28.384	4:54.411	36.486	23.645	33.842	26:02.704
10	2:08.518	36.180	35.587	23.224	33.527	28:11.222
11	2:08.597	36.091	35.614	23.318	33.574	30:19.819

61 Yuta Okaya JPN						
MTM Kawasaki				Kawasaki Ninja 400		
1	3:36.239	1:20.040	51.877	32.618	51.704	3:36.239
2	2:09.496	36.843	35.826	23.254	33.573	5:45.735
3	2:15.870	36.239	42.632	23.796	33.203	8:01.605
4	2:09.464	36.001	36.133	23.517	33.813	10:11.069
5	2:09.181	36.429	35.510	23.348	33.894	12:20.250
6	2:08.989	36.324	35.441	23.277	33.947	14:29.239
7	2:30.452B	36.207	35.628	23.849	54.768	16:59.691
8	3:27.087	1:47.897	41.954	23.431	33.805	20:26.778
9	2:06.545	35.510	35.112	23.076	32.847	22:33.323
10	2:07.628	35.798	35.329	23.398	33.103	24:40.951
11	5:08.780B	2:09.003	1:18.806	39.326	1:01.645	29:49.731

64 Hugo De Cancellis FRA						
Prodina Racing WorldSSP300				Kawasaki Ninja 400		
1	3:38.340	1:19.300	50.846	36.418	51.776	3:38.340
2	2:12.487	36.795	36.058	24.268	35.366	5:50.827
3	2:08.093	35.929	35.564	23.410	33.190	7:58.920
4	2:41.589B	43.416	42.400	25.286	50.487	10:40.509
5	6:25.320	4:39.670	47.945	23.679	34.026	17:05.829
6	2:41.323B	35.912	39.433	32.539	53.439	19:47.152
7	4:58.626	3:24.674	36.458	23.731	33.763	24:45.778
8	2:08.592	35.977	35.632	23.255	33.728	26:54.370
9	2:42.853	36.133	59.840	25.753	41.127	29:37.223
10	2:08.394	36.574	35.402	23.230	33.188	31:45.617

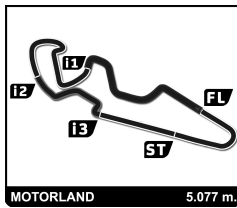
69 Troy Alberto PHL						
Fussport-RT Motorsports by SKM-Kav				Kawasaki Ninja 400		
1	3:32.647	1:16.837	51.638	29.028	55.144	3:32.647
2	2:09.983	37.130	35.872	23.553	33.428	5:42.630
3	2:15.420	38.408	36.458	23.993	36.561	7:58.050
4	2:23.876	40.122	39.208	30.358	34.188	10:21.926
5	2:09.783	36.495	35.899	23.413	33.976	12:31.709

72 Victor Steeman NLD						
MTM Kawasaki				Kawasaki Ninja 400		
1	3:34.666	1:15.136	52.374	35.062	52.094	3:34.666
2	2:15.414	35.872	42.070	23.822	33.650	5:50.080
3	2:08.574	35.661	36.307	23.486	33.120	7:58.654
4	2:19.014	46.020	36.146	23.195	33.653	10:17.668
5	2:15.921	43.194	35.912	23.192	33.623	12:33.589
6	2:07.637	35.967	35.142	23.054	33.474	14:41.226
7	2:16.681B	35.898	35.254	24.040	41.489	16:57.907
8	3:28.648	1:48.893	43.023	23.414	33.318	20:26.555
9	2:06.509	35.561	34.862	22.860	33.226	22:33.064
10	2:11.242	38.952	35.313	23.404	33.573	24:44.306
11	2:37.735B	38.206	35.533	28.111	55.885	27:22.041
12	3:46.836	2:13.135	35.681	23.430	34.590	31:08.877

77 Ruben Bijman NLD						
MTM Kawasaki				Kawasaki Ninja 400		
1	3:34.816	1:15.581	52.617	34.813	51.805	3:34.816
2	2:15.008	36.035	41.499	23.786	33.688	5:49.824
3	2:12.144	35.774	38.163	23.618	34.589	8:01.968
4	2:15.931	35.735	39.854	26.711	33.631	10:17.899
5	2:23.781	44.096	42.256	23.618	33.811	12:41.680
6	2:07.416	35.520	35.424	23.162	33.310	14:49.096
7	2:13.978	38.021	38.533	23.566	33.858	17:03.074
8	2:31.161B	40.317	36.558	30.055	44.231	19:34.235
9	2:59.720	1:22.343	37.136	23.848	36.393	22:33.955
10	2:12.080	37.367	35.727	25.629	33.357	24:46.035
11	2:38.176B	36.966	35.832	25.764	59.614	27:24.211
12	3:08.910	1:34.415	36.400	24.128	33.967	30:33.121

80 Gabriele Mastroluca ITA						
ProGP Racing				Yamaha YZF-R3		
1	3:32.029	1:13.438	55.990	36.508	46.093	3:32.029
2	2:10.006	36.729	35.858	23.446	33.973	5:42.035
3	2:22.054	42.825	39.949	24.137	35.143	8:04.089
4	2:12.846	36.293	38.156	24.302	34.095	10:16.935
5	2:09.042	36.513	35.397	23.368	33.764	12:25.977
6	2:09.066	36.474	35.588	23.452	33.552	14:35.043
7	2:21.048B	37.511	38.410	24.983	40.144	16:56.091

81 Ioannis Peristeras GRC						
ProGP Racing				Yamaha YZF-R3		
1	3:33.965	1:15.797	53.567	32.822	51.779	3:33.965
2	2:11.176	36.792	36.413	23.739	34.232	5:45.141
3	2:12.514	37.080	36.028	24.332	35.074	7:57.655
4	2:31.417	39.879	47.820	24.438	39.280	10:29.072
5	2:09.998	36.849	35.690	23.451	34.008	12:39.070
6	2:26.373B	37.092	43.320	25.128	40.833	15:05.443
7	4:38.898	2:37.399	36.468	33.540	51.491	19:44.341



WSSP 300

DWO Supported Test Motorland

Free Practice 6

Sector Analysis

— Invalidated Lap ■ Personal Best ■ Session Best B Crossing the pit lane

Lap	Time	Sector 1	Sector 2	Sector 3	Sector 4	Elapsed	Lap	Time	Sector 1	Sector 2	Sector 3	Sector 4	Elapsed
8	2:48.251	1:10.916	39.607	23.535	34.193	22:32.592	4	2:07.581	35.721	35.204	23.024	33.632	9:16.623
9	2:09.238	36.021	35.755	23.934	33.528	24:41.830	5	2:16.266 B	35.808	35.158	23.147	42.153	11:32.889
10	2:08.456	35.954	35.512	23.545	33.445	26:50.286	6	4:27.503	2:53.226	36.598	23.802	33.877	16:00.392
11	2:45.983	36.776	57.473	32.293	39.441	29:36.269	7	2:14.401	35.812	35.829	26.430	36.330	18:14.793
12	2:09.483	36.738	35.570	23.671	33.504	31:45.752	8	2:07.211	35.710	35.254	23.074	33.173	20:22.004
85 Kevin Sabatucci ITA							9 2:07.590 35.653 35.182 23.054 33.701 22:29.594						
Kawasaki GP Project Kawasaki Ninja 400							10 2:09.889 35.775 36.320 23.988 33.806 24:39.483						
1	2:53.031	1:17.196	37.351	23.914	34.570	2:53.031	11 2:07.770 35.661 35.341 23.021 33.747 26:47.253						
2	2:09.379	36.458	35.429	23.685	33.807	5:02.410	12 2:09.561 35.776 36.158 23.403 34.224 28:56.814						
3	2:12.153	36.167	35.845	25.981	34.160	7:14.563	13 2:07.262 35.500 35.220 23.233 33.309 31:04.076						
4	2:09.054	36.234	35.709	23.149	33.962	9:23.617	93 Marco Gaggi ITA						
5	2:59.959 B	36.011	55.652	38.254	50.042	12:23.576	Viñales Racing Team Yamaha YZF-R3						
6	5:51.727	4:08.332	38.943	27.299	37.153	18:15.303	1	2:25.761	49.851	37.360	23.990	34.560	2:25.761
7	2:08.660	36.005	35.590	23.191	33.874	20:23.963	2	2:10.580	36.738	36.117	23.558	34.167	4:36.341
8	2:08.242	36.309	35.470	22.841	33.622	22:32.205	3	2:10.017	36.795	35.798	23.311	34.113	6:46.358
9	2:07.920	35.987	35.285	23.249	33.399	24:40.125	4	2:09.598	36.425	35.757	23.343	34.073	8:55.956
10	2:07.513	35.758	35.327	23.055	33.373	26:47.638	5	2:09.584	36.403	35.759	23.432	33.990	11:05.540
11	2:09.900	35.875	35.406	23.338	35.281	28:57.538	6	2:19.168 B	36.509	36.827	24.185	41.647	13:24.708
12	2:08.195	35.728	35.554	23.027	33.886	31:05.733	7	4:50.680	3:14.432	36.255	23.916	36.077	18:15.388
87 Ton Kawakami BRA							8 2:08.608 36.213 35.565 23.345 33.485 20:23.996						
AD78 Team Brasil by MS Racing Yamaha YZF-R3							9 2:08.813 36.673 35.348 23.348 33.444 22:32.809						
1	2:53.456	1:18.002	36.830	24.127	34.497	2:53.456	10 2:08.281 35.993 35.456 23.275 33.557 24:41.090						
2	2:09.037	35.783	35.600	23.576	34.078	5:02.493	11 2:08.949 35.893 35.715 23.406 33.935 26:50.039						
3	2:11.073	36.284	36.933	24.028	33.828	7:13.566	12 2:08.910 36.299 35.634 23.226 33.751 28:58.949						
4	2:09.149	35.977	35.726	23.462	33.984	9:22.715	13 2:08.857 35.927 35.645 23.267 34.018 31:07.806						
5	2:39.102 B	38.922	47.886	29.836	42.458	12:01.817							
6	8:23.597	6:44.522	39.502	23.551	36.022	20:25.414							
7	2:08.083	35.933	35.566	23.294	33.290	22:33.497							
8	2:07.597	35.728	35.604	23.220	33.045	24:41.094							
9	2:19.795	35.681	35.635	28.750	39.729	27:00.889							
10	2:17.403	42.256	36.705	23.998	34.444	29:18.292							
11	2:10.133	36.579	36.045	23.478	34.031	31:28.425							
88 Daniel Mogeda ESP													
Team#109 Kawasaki Kawasaki Ninja 400													
1	2:53.793	1:12.487	37.010	24.067	40.229	2:53.793							
2	2:09.592	36.601	35.966	23.521	33.504	5:03.385							
3	2:09.361	36.221	35.778	23.465	33.897	7:12.746							
4	2:11.810	38.701	35.943	23.471	33.695	9:24.556							
5	2:10.602	36.330	36.086	23.522	34.664	11:35.158							
6	2:11.747	36.433	35.965	23.866	35.483	13:46.905							
7	2:09.802	36.348	35.860	23.693	33.901	15:56.707							
8	2:19.220	37.050	38.985	27.551	35.634	18:15.927							
9	2:12.311	36.638	38.280	23.644	33.749	20:28.238							
10	2:09.387	36.251	35.822	23.431	33.883	22:37.625							
11	2:11.067	36.633	37.362	23.473	33.599	24:48.692							
12	2:32.934	36.887	35.839	23.893	56.315	27:21.626							
13	2:16.204	37.656	37.857	24.138	36.553	29:37.830							
14	2:09.141	36.262	36.114	23.563	33.202	31:46.971							
91 Matteo Vannucci ITA													
AG Motorsport Italia Yamaha Yamaha YZF-R3													
1	2:52.681	1:16.991	37.226	24.086	34.378	2:52.681							
2	2:08.538	36.198	35.345	23.358	33.637	5:01.219							
3	2:07.823	35.870	35.269	23.040	33.644	7:09.042							