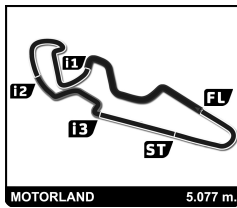


WSSP 300 DWO Supported Test Motorland Free Practice 5 Sector Analysis

— Invalidated Lap ■ Personal Best ■ Session Best B Crossing the pit lane

Lap	Time	Sector 1	Sector 2	Sector 3	Sector 4	Elapsed	Lap	Time	Sector 1	Sector 2	Sector 3	Sector 4	Elapsed
2	Iker Garcia Abella ESP Yamaha MS Racing Yamaha YZF-R3						4	6:52.721	5:02.773	44.377	25.575	39.996	15:16.470
1	2:33.054	43.792			39.113	2:33.054	5	2:13.630	37.401	37.215	24.196	34.818	17:30.100
2	2:21.389B	36.316	40.835	25.162	39.076	4:54.443	6	2:13.030	37.241	36.930	24.224	34.635	19:43.130
3	10:44.378	8:48.396	49.044	26.507	40.431	15:38.821	7	2:13.604	37.098	37.219	24.466	34.821	21:56.734
4	2:11.563	36.248	36.491	24.147	34.677	17:50.384	8	2:19.947	37.288	41.788	24.696	36.175	24:16.681
5	2:11.911	35.991	37.535	24.907	33.478	20:02.295	9	2:12.492	36.916	37.050	24.170	34.356	26:29.173
6	2:23.325	35.797	35.687	23.840	48.001	22:25.620	10	2:11.677	36.913	36.471	23.922	34.371	28:40.850
7	2:09.460	36.312	35.620	23.645	33.883	24:35.080	11	2:12.478	36.971	36.967	23.979	34.561	30:53.328
8	2:14.163	35.987	35.840	25.501	36.835	26:49.243	23 Sylvain Markarian FRA Leader Team Flembbo Kawasaki Ninja 400						
9	2:08.463	35.746	35.414	23.444	33.859	28:57.706	1	2:09.655	34.032			34.382	2:09.655
10	2:08.714	35.965	35.574	23.413	33.762	31:06.420	2	2:08.162	35.927	35.407	23.444	33.384	4:17.817
8	Bruno Ieraci ITA Prodina Racing WorldSSP300 Kawasaki Ninja 400						26 Mirko Gennai ITA Team BrCorse Yamaha YZF-R3						
1	2:31.330	47.090			36.151	2:31.330	1	3:34.383	1:59.233	36.694	23.833	34.623	3:34.383
2	2:09.536	36.123	35.932	23.751	33.730	4:40.866	2	2:10.933	37.309	35.729	23.527	34.368	5:45.316
3	2:19.434B	36.165	36.025	24.008	43.236	7:00.300	3	2:19.121B	36.290	36.872	24.392	41.567	8:04.437
4	7:22.768	5:46.889	37.364	23.979	34.536	14:23.068	4	7:06.625	5:21.163	44.056	24.765	36.641	15:11.062
5	2:11.150	36.724	36.230	23.611	34.585	16:34.218	5	2:19.206	36.439	44.880	24.178	33.709	17:30.268
6	2:10.606	36.427	36.095	23.662	34.422	18:44.824	6	2:08.440	36.066	35.321	23.317	33.736	19:38.708
7	2:26.775B	38.362	40.985	26.995	40.433	21:11.599	7	2:08.043	35.923	35.609	23.226	33.285	21:46.751
8	2:33.934	1:00.196	36.042	23.460	34.236	23:45.533	8	2:28.551	37.651	49.382	24.868	36.650	24:15.302
9	2:33.514	39.361	39.135	26.133	48.885	26:19.047	9	2:13.234	36.177	40.023	23.542	33.492	26:28.536
10	2:17.223	39.739	40.611	23.558	33.315	28:36.270	10	2:08.087	36.078	35.426	23.272	33.311	28:36.623
11	2:08.321	35.552	35.511	23.597	33.661	30:44.591	11	2:08.110	35.769	35.310	23.888	33.143	30:44.733
12	Humberto Maier BRA AD78 Team Brasil by MS Racing Yamaha YZF-R3						27 Alvaro Diaz ESP Arco Motor University Team Yamaha YZF-R3						
1	2:31.803	46.257			37.162	2:31.803	1	3:55.761	2:20.210	37.110	24.120	34.321	3:55.761
2	2:08.986	36.186	35.759	23.746	33.295	4:40.789	2	2:10.149	36.470	35.934	23.587	34.158	6:05.910
3	2:19.128B	36.668	36.013	23.796	42.651	6:59.917	3	2:27.532B	37.991	38.525	28.308	42.708	8:33.442
4	8:42.427	6:43.048	50.715	25.112	43.552	15:42.344	4	6:40.020	4:43.143	48.085	32.833	35.959	15:13.462
5	2:07.828	35.835	35.284	23.338	33.371	17:50.172	5	2:08.941	35.984	35.971	23.338	33.648	17:22.403
6	2:24.818	36.103	36.731	29.516	42.468	20:14.990	6	2:12.791	36.216	38.574	24.396	33.605	19:35.194
7	2:13.905	36.149	35.950	25.469	36.337	22:28.895	7	2:12.440	36.226	35.760	23.378	37.076	21:47.634
8	2:07.823	35.621	35.671	23.254	33.277	24:36.718	8	2:30.235	37.098	54.283	25.115	33.739	24:17.869
9	2:13.126	35.893	35.652	23.467	38.114	26:49.844	9	2:07.706	35.734	35.613	23.171	33.188	26:25.575
10	2:08.108	35.762	35.703	23.303	33.340	28:57.952	10	2:16.993	44.169	36.150	23.475	33.199	28:42.568
11	2:23.328	41.922	40.247	25.456	35.703	31:21.280	11	2:08.010	35.691	35.437	23.274	33.608	30:50.578
14	Alex Millan ITA SMW Racing Kawasaki Ninja 400						28 Lennox Lehmann DEU Freudenberg KTM - Paligo Racing KTM RC 390 R						
1	2:33.217	46.014			35.973	2:33.217	1	2:19.416	41.500			35.336	2:19.416
2	2:09.848	36.814	36.092	23.365	33.577	4:43.065	2	2:13.282	37.666	36.762	24.562	34.292	4:32.698
3	2:08.846	35.968	35.490	23.249	34.139	6:51.911	3	2:22.689B	36.971	40.972	23.812	40.934	6:55.387
4	2:19.491B	37.628	37.164	24.884	39.815	9:11.402	4	8:17.544	6:25.668	45.831	25.560	40.485	15:12.931
5	6:04.846	4:16.267	43.691	24.613	40.275	15:16.248	5	2:09.169	36.033	36.007	23.568	33.561	17:22.100
6	2:11.296	36.734	36.621	24.059	33.882	17:27.544	6	2:16.850	43.728	35.816	23.944	33.362	19:38.950
7	2:15.669	42.533	35.882	23.376	33.878	19:43.213	7	2:07.865	35.488	35.625	23.266	33.486	21:46.815
18 Indy Offer GBR Team BrCorse Yamaha YZF-R3							8	2:33.770B	41.718	47.740	24.388	39.924	24:20.585
1	3:40.410	2:00.137	38.400	25.867	36.006	3:40.410	9	4:15.947	2:28.704	50.411	23.907	32.925	28:36.532
2	2:15.127	37.651	37.405	24.680	35.391	5:55.537	10	2:07.786	35.545	35.317	23.849	33.075	30:44.318
3	2:28.212B	38.151	39.298	28.203	42.560	8:23.749	35 Yeray Saiz Marquez ESP Accolade Smrz Racing Kawasaki Ninja 400						



WSSP 300 DWO Supported Test Motorland Free Practice 5 Sector Analysis

— Invalidated Lap ■ Personal Best ■ Session Best B Crossing the pit lane

Lap	Time	Sector 1	Sector 2	Sector 3	Sector 4	Elapsed	Lap	Time	Sector 1	Sector 2	Sector 3	Sector 4	Elapsed
1	2:25.560	44.080			38.737	2:25.560	3	2:16.109B	36.584	36.137	23.701	39.687	7:12.606
2	2:10.265	36.449	36.077	23.649	34.090	4:35.825	4	7:59.620	6:05.504	47.970	26.164	39.982	15:12.226
3	2:16.828B	36.814	36.559	23.657	39.798	6:52.653	5	2:11.000	36.651	36.558	23.786	34.005	17:23.226
4	8:19.671	6:24.583	47.633	27.258	40.197	15:12.324	6	2:12.452	36.470	36.551	24.371	35.060	19:35.678
5	2:11.550	37.116	36.374	23.918	34.142	17:23.874	7	2:10.327	36.891	35.712	23.599	34.125	21:46.005
6	2:12.209	36.414	36.695	25.355	33.745	19:36.083	8	2:25.326	38.931	47.838	23.792	34.765	24:11.331
7	2:14.729	36.738	39.744	24.434	33.813	21:50.812	9	2:15.048	37.519	38.076	24.078	35.375	26:26.379
8	2:25.762	36.892	49.053	24.519	35.298	24:16.574	10	2:08.738	36.020	35.664	23.360	33.694	28:35.117
9	2:12.662	36.843	38.392	23.745	33.682	26:29.236	11	2:09.606	36.464	35.677	23.789	33.676	30:44.723
10	2:09.546	36.250	36.157	23.389	33.750	28:38.782							
11	2:08.488	36.031	35.558	23.445	33.454	30:47.270							

41 Marc Garcia

ESP
Yamaha MS Racing / Yamaha YZF-R3

1	2:47.937	58.826	37.859	25.112	46.140	2:47.937
2	2:13.384	35.933	35.130	26.428	35.893	5:01.321
3	2:23.500B	35.762	35.367	24.770	47.601	7:24.821
4	8:17.384	6:24.199	44.083	24.406	44.696	15:42.205
5	2:07.754	35.839	35.227	23.384	33.304	17:49.959
6	2:30.441B	35.981	39.453	29.707	45.300	20:20.400
7	2:26.892	53.657	35.795	23.729	33.711	22:47.292
8	2:07.924	35.857	35.337	23.317	33.413	24:55.216
9	2:07.231	35.675	35.080	23.173	33.303	27:02.447
10	2:51.850B	41.027	39.482	42.547	48.794	29:54.297

43 Harry Khouri

AUS
Viñales Racing Team / Kawasaki Ninja 400

1	2:44.191	1:08.965	37.045	23.784	34.397	2:44.191
2	2:11.439	36.804	36.228	24.072	34.335	4:55.630
3	2:18.177B	36.625	36.269	23.550	41.733	7:13.807
4	7:25.302B	5:45.619	36.323	23.729	39.631	14:39.109
5	2:45.303	1:11.151	36.557	23.612	33.983	17:24.412
6	2:10.032	36.217	35.886	23.407	34.522	19:34.444
7	2:17.057	36.985	36.184	30.033	33.855	21:51.501
8	2:22.419	37.025	47.111	24.334	33.949	24:13.920
9	2:10.058	36.327	35.929	23.420	34.382	26:23.978
10	2:18.821	45.260	35.905	23.593	34.063	28:42.799
11	2:17.731	36.283	37.915	29.254	34.279	31:00.530

46 Samuel Di Sora

FRA
Leader Team Flembbo / Kawasaki Ninja 400

1	2:09.316	33.952			34.267	2:09.316
2	2:09.184	35.989	35.534	23.307	34.354	4:18.500
3	2:23.112B	35.885	41.419	24.361	41.447	6:41.612
4	9:02.942B	7:17.971	39.369	24.357	41.245	15:44.554
5	2:28.623	55.104	36.175	23.634	33.710	18:13.177
6	2:07.926	35.870	35.422	23.177	33.457	20:21.103
7	2:07.244	35.488	35.389	23.190	33.177	22:28.347
8	2:06.870	35.350	35.231	23.004	33.285	24:35.217
9	2:32.745	44.309	48.987	25.553	33.896	27:07.962
10	2:49.603	35.867	36.609	36.899	1:00.228	29:57.565
11	2:27.349	35.861	36.117	39.863	35.508	32:24.914

47 Fenton Seabright

GBR
Viñales Racing Team / Yamaha YZF-R3

1	2:45.214	1:00.922	36.621	24.902	42.769	2:45.214
2	2:11.283	36.676	36.027	24.234	34.346	4:56.497

53 Petr Svoboda

CZE
Accolade Smrz Racing / Kawasaki Ninja 400

1	2:30.124	49.120			34.470	2:30.124
2	2:10.935	36.760	36.157	23.922	34.096	4:41.059
3	2:20.695B	36.897	35.893	24.114	43.791	7:01.754
4	8:14.345	6:24.251	44.542	25.206	40.346	15:16.099
5	2:11.422	37.075	36.514	23.795	34.038	17:27.521
6	2:10.366	36.716	36.054	23.624	33.972	19:37.887
7	2:10.026	36.759	36.103	23.538	33.626	21:47.913
8	2:27.455	37.660	51.110	24.230	34.455	24:15.368
9	2:10.108	36.328	36.007	23.721	34.052	26:25.476
10	2:09.496	36.245	35.594	23.650	34.007	28:34.972
11	2:09.957	36.151	36.034	24.257	33.515	30:44.929

58 Inigo Iglesias

ESP
SMW Racing / Kawasaki Ninja 400

1	2:32.539	48.258			36.481	2:32.539
2	2:08.926	36.184	35.670	23.329	33.743	4:41.465
3	2:23.146B	42.823	37.186	24.901	38.236	7:04.611

59 Alessandro Zanca

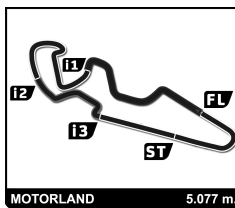
ITA
Kawasaki GP Project / Kawasaki Ninja 400

1	2:34.446	50.061	39.989	27.647	36.749	2:34.446
2	2:11.476	37.559	36.154	23.594	34.169	4:45.922
3	2:19.005B	36.688	36.228	23.604	42.485	7:04.927
4	8:06.412	6:22.169	42.756	25.169	36.318	15:11.339
5	2:10.985	36.666	36.299	23.747	34.273	17:22.324
6	2:13.270	36.629	38.643	24.227	33.771	19:35.594
7	2:10.437	36.645	35.970	23.403	34.419	21:46.031
8	2:25.091	40.741	45.785	23.628	34.937	24:11.122
9	2:15.683	37.587	40.517	23.558	34.021	26:26.805
10	2:09.680	36.240	35.704	23.940	33.796	28:36.485
11	2:08.832	36.244	35.710	23.537	33.341	30:45.317

60 Dirk Geiger

DEU
Fussport-RT Motorsports by SKM-Kav / Kawasaki Ninja 400

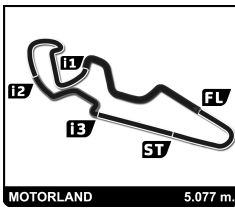
1	2:28.610	51.200	38.919	24.543	33.948	2:28.610
2	2:08.650	35.971	35.642	23.603	33.434	4:37.260
3	2:07.996	35.748	35.430	23.351	33.467	6:45.256
4	2:22.585B	38.500	37.347	26.432	40.306	9:07.841
5	6:30.732	4:48.140	41.353	26.508	34.731	15:38.573
6	2:13.929	36.422	36.805	26.113	34.589	17:52.502
7	2:08.237	35.707	35.471	23.387	33.672	20:00.739
8	2:17.396	41.021	35.881	23.398	37.096	22:18.135
9	2:16.678B	36.133	35.773	23.410	41.362	24:34.813
10	3:09.609	1:36.335	35.944	23.587	33.743	27:44.422
11	2:08.770	35.913	35.774	23.484	33.599	29:53.192



WSSP 300 DWO Supported Test Motorland Free Practice 5 Sector Analysis

— Invalidated Lap ■ Personal Best ■ Session Best B Crossing the pit lane

Lap	Time	Sector 1	Sector 2	Sector 3	Sector 4	Elapsed	Lap	Time	Sector 1	Sector 2	Sector 3	Sector 4	Elapsed		
12	2:19.372	38.394	40.621	25.043	35.314	32:12.564									
61	Yuta Okaya						JPN	77	Ruben Bijman						NLD
	MTM Kawasaki						Kawasaki Ninja 400		MTM Kawasaki						Kawasaki Ninja 400
1	2:38.757	54.499	38.924	26.920	38.414	2:38.757	1	2:09.745	34.323			34.301	2:09.745		
2	2:08.862	36.364	35.576	23.301	33.621	4:47.619	2	2:08.132	36.009	35.298	23.526	33.299	4:17.877		
3	2:16.629B	36.069	35.211	23.185	42.164	7:04.248	3	2:21.165B	36.211	36.358	25.959	42.637	6:39.042		
4	8:13.074	6:36.515	38.026	24.863	33.670	15:17.322	4	8:59.485	7:03.681	49.678	26.192	39.934	15:38.527		
5	2:08.498	35.951	35.733	23.221	33.593	17:25.820	5	2:11.922	36.730	36.678	25.306	33.208	17:50.449		
6	2:08.893	35.694	35.632	24.182	33.385	19:34.713	6	2:11.975	36.226	37.409	24.246	34.094	20:02.424		
7	2:15.318	38.915	38.813	24.216	33.374	21:50.031	7	2:23.433	35.885	35.609	23.937	48.002	22:25.857		
8	2:26.492	36.135	51.768	24.006	34.583	24:16.523	8	2:09.348	36.530	35.553	23.442	33.823	24:35.205		
9	2:08.971	35.704	35.394	23.572	34.301	26:25.494	9	2:27.467	36.733	48.048	28.538	34.148	27:02.672		
10	2:08.215	35.888	35.376	23.270	33.681	28:33.709	10	2:49.960	41.381	36.571	36.920	55.088	29:52.632		
11	2:07.940	35.904	35.305	23.119	33.612	30:41.649	11	2:20.559	37.965	39.887	23.686	39.021	32:13.191		
64	Hugo De Cancellis						FRA	80	Gabriele Mastroluca						ITA
	Prodina Racing WorldSSP300						Kawasaki Ninja 400		ProGP Racing						Yamaha YZF-R3
1	2:25.062	46.035			34.572	2:25.062	1	2:35.247	51.067	41.549	26.410	36.221	2:35.247		
2	2:10.188	36.533	35.922	23.592	34.141	4:35.250	2	2:07.404	36.158	35.045	23.264	32.937	4:42.651		
3	2:16.113B	36.210	35.975	23.546	40.382	6:51.363	3	2:16.276B	35.668	35.074	23.480	42.054	6:58.927		
4	7:23.652	5:48.784	36.421	23.976	34.471	14:15.015	4	10:32.269	8:35.821	58.168	24.129	34.151	17:31.196		
5	2:10.179	36.481	35.877	23.573	34.248	16:25.194	5	2:07.589	36.323	35.126	23.171	32.969	19:38.785		
6	2:09.775	36.222	35.861	23.495	34.197	18:34.969	6	2:07.217	35.511	35.222	23.118	33.366	21:46.002		
7	2:09.618	36.327	35.680	23.351	34.260	20:44.587	7	2:22.399	42.051	43.079	23.266	34.003	24:08.401		
8	2:21.706B	37.183	40.632	24.340	39.551	23:06.293	8	2:08.843	36.031	35.394	23.290	34.128	26:17.244		
9	3:24.140	1:10.012	48.235	26.785	59.108	26:30.433	9	2:10.652	37.654	35.400	23.465	34.133	28:27.896		
10	2:08.205	35.880	35.527	23.424	33.374	28:38.638	10	2:08.304	35.798	35.287	23.271	33.948	30:36.200		
11	2:08.285	35.807	35.596	23.250	33.632	30:46.923									
69	Troy Alberto						PHL	81	Ioannis Peristeras						GRC
	Fussport-RT Motorsports by SKM-Kav						Kawasaki Ninja 400		ProGP Racing						Yamaha YZF-R3
1	2:45.121	59.611	37.213	25.264	43.033	2:45.121	1	2:30.423	44.331			35.113	2:30.423		
2	2:12.718	36.468	36.208	26.351	33.691	4:57.839	2	2:10.286	36.714	36.241	23.957	33.374	4:40.709		
3	2:17.534B	36.312	36.114	23.400	41.708	7:15.373	3	2:17.172B	36.526	35.829	23.601	41.216	6:57.881		
4	7:56.229	6:06.486	45.242	26.044	38.457	15:11.602	4	8:13.948	6:28.947	43.270	25.202	36.529	15:11.829		
5	2:17.735	36.562	43.522	23.884	33.767	17:29.337	5	2:19.487	36.626	44.549	24.252	34.060	17:31.316		
6	2:10.338	36.996	36.123	23.802	33.417	19:39.675	6	2:09.084	36.123	35.798	23.498	33.665	19:40.400		
7	2:08.521	35.938	35.886	23.264	33.433	21:48.196	7	2:09.327	36.015	36.152	23.577	33.583	21:49.727		
8	2:27.856	37.244	49.324	24.419	36.869	24:16.052	8	2:25.828	36.258	48.266	25.194	36.110	24:15.555		
9	2:10.030	36.398	36.092	23.626	33.914	26:26.082	9	2:14.049	36.389	40.452	23.750	33.458	26:29.604		
10	2:08.813	35.893	35.858	23.446	33.616	28:34.895	10	2:08.703	36.033	35.644	23.383	33.643	28:38.307		
11	2:10.891	36.558	37.281	23.691	33.361	30:45.786	11	2:08.689	36.038	35.766	23.427	33.458	30:46.996		
72	Victor Steeman						NLD	85	Kevin Sabatucci						ITA
	MTM Kawasaki						Kawasaki Ninja 400		Kawasaki GP Project						Kawasaki Ninja 400
1	2:29.957	48.170			34.527	2:29.957	1	2:33.290	47.607			36.933	2:33.290		
2	2:08.799	36.163	35.613	23.327	33.696	4:38.756	2	2:09.683	36.787	35.749	23.467	33.680	4:42.973		
3	2:07.951	35.917	35.388	23.155	33.491	6:46.707	3	2:15.777B	35.951	35.372	23.168	41.286	6:58.750		
4	2:20.847B	37.272	37.079	26.143	40.353	9:07.554	4	8:17.289	6:28.637	43.582	24.547	40.523	15:16.039		
5	6:30.703	4:52.201	39.495	24.364	34.643	15:38.257	5	2:08.390	35.917	35.679	23.202	33.592	17:24.429		
6	2:15.183	42.249	35.699	23.435	33.800	17:53.440	6	2:15.402	35.983	35.751	28.521	35.147	19:39.831		
7	2:07.925	35.790	35.297	23.234	33.604	20:01.365	7	2:07.107	35.570	35.323	22.975	33.239	21:46.938		
8	2:28.087B	40.634	35.816	23.394	48.243	22:29.452	8	2:21.438	40.325	43.385	23.580	34.148	24:08.376		
9	3:58.329	2:25.087	36.230	23.566	33.446	26:27.781	9	2:08.973	36.224	35.375	23.341	34.033	26:17.349		
10	2:08.334	35.659	35.575	23.268	33.832	28:36.115	10	2:10.371	36.181	36.096	23.627	34.467	28:27.720		
11	2:09.734	35.593	35.481	23.554	35.106	30:45.849	11	2:08.456	36.083	35.370	23.283	33.720	30:36.176		



WSSP 300

DWO Supported Test Motorland

Free Practice 5

Sector Analysis

— Invalidated Lap ■ Personal Best ■ Session Best B Crossing the pit lane

Lap	Time	Sector 1	Sector 2	Sector 3	Sector 4	Elapsed	Lap	Time	Sector 1	Sector 2	Sector 3	Sector 4	Elapsed
87 Ton Kawakami BRA													
AD78 Team Brasil by MS Racing Yamaha YZF-R3													
1	2:44.582	59.071	37.295	25.004	43.212	2:44.582							
2	2:15.226	36.734	36.033	25.200	37.259	4:59.808							
3	2:20.169B	36.470	36.197	24.993	42.509	7:19.977							
4	8:19.745	6:26.793	46.721	24.550	41.681	15:39.722							
5	2:09.848	36.234	35.817	23.584	34.213	17:49.570							
6	2:20.877	36.552	38.833	29.401	36.091	20:10.447							
7	2:18.113	38.064	41.122	24.960	33.967	22:28.560							
8	2:08.280	35.546	35.614	23.491	33.629	24:36.840							
9	2:11.465	36.177	37.166	23.943	34.179	26:48.305							
10	2:10.030	36.554	35.851	23.689	33.936	28:58.335							
11	2:10.054	36.733	36.146	23.542	33.633	31:08.389							
88 Daniel Mogeda ESP													
Team#109 Kawasaki Kawasaki Ninja 400													
1	2:45.530			24.063	34.489	2:45.530							
2	2:11.954	36.703	35.945	25.533	33.773	4:57.484							
3	2:14.800B	36.043	35.732	23.316	39.709	7:12.284							
4	8:03.019	6:18.390	41.641	24.367	38.621	15:15.303							
5	2:12.449	38.762	36.501	23.777	33.409	17:27.752							
6	2:16.727	43.106	36.258	23.720	33.643	19:44.479							
7	2:09.493	36.200	36.070	23.517	33.706	21:53.972							
8	2:24.315	36.098	49.555	25.014	33.648	24:18.287							
9	2:08.835	35.851	36.172	23.548	33.264	26:27.122							
10	2:15.946	42.650	35.878	23.522	33.896	28:43.068							
11	2:09.910	36.228	35.858	24.252	33.572	30:52.978							
91 Matteo Vannucci ITA													
AG Motorsport Italia Yamaha Yamaha YZF-R3													
1	4:07.958	2:30.930	37.796	25.095	34.137	4:07.958							
2	2:10.434	36.710	35.929	23.772	34.023	6:18.392							
3	2:26.512B	38.237	38.467	26.957	42.851	8:44.904							
4	6:22.355	4:45.673	36.888	25.345	34.449	15:07.259							
5	2:09.747	36.261	35.612	23.536	34.338	17:17.006							
6	2:08.607	35.945	35.458	23.524	33.680	19:25.613							
7	2:08.867	36.055	35.426	23.499	33.887	21:34.480							
8	2:08.435	35.908	35.519	23.271	33.737	23:42.915							
9	2:08.179	35.768	35.460	23.216	33.735	25:51.094							
10	2:07.944	35.612	35.351	23.399	33.582	27:59.038							
11	2:07.625	35.591	35.256	23.224	33.554	30:06.663							
93 Marco Gaggi ITA													
Viñales Racing Team Yamaha YZF-R3													
1	3:20.990	1:39.500	41.371	25.091	35.028	3:20.990							
2	2:13.291	37.324	36.922	24.150	34.895	5:34.281							
3	2:25.713B	37.225	38.161	26.283	44.044	7:59.994							
4	7:12.000	5:32.299	37.471	25.379	36.851	15:11.994							
5	2:14.096	36.781	38.143	24.517	34.655	17:26.090							
6	2:09.538	36.219	35.725	23.958	33.636	19:35.628							
7	2:13.861	36.818	39.480	23.609	33.954	21:49.489							
8	2:22.410	36.168	36.263	23.749	46.230	24:11.899							
9	2:15.383	36.871	41.150	23.603	33.759	26:27.282							
10	2:08.769	35.945	35.527	23.734	33.563	28:36.051							
11	2:09.000	36.217	35.722	23.767	33.294	30:45.051							