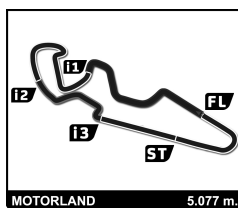


**WSSP 300**  
DWO Supported Test Motorland  
Free Practice 4  
Sector Analysis

— Invalidated Lap   ■ Personal Best   ■ Session Best   B Crossing the pit lane

Lap	Time	Sector 1	Sector 2	Sector 3	Sector 4	Elapsed	Lap	Time	Sector 1	Sector 2	Sector 3	Sector 4	Elapsed		
<b>2</b>	<b>Iker Garcia Abella</b>						ESP	<b>18</b>	<b>Indy Offer</b>						GBR
Yamaha MS Racing							Team BrCorse								
Yamaha YZF-R3							Yamaha YZF-R3								
1	3:15.978	1:35.020	39.002	25.541	36.415	3:15.978	1	3:44.264	1:59.644	39.355	28.597	36.668	3:44.264		
2	2:10.885	37.013	36.280	24.002	33.590	5:26.863	2	2:15.589	37.846	37.779	24.825	35.139	5:59.853		
3	2:10.621	36.536	36.187	23.828	34.070	7:37.484	3	2:15.841	37.816	38.060	24.797	35.168	8:15.694		
4	2:13.192	38.294	36.980	24.064	33.854	9:50.676	4	2:24.079 <b>B</b>	37.797	37.683	26.624	41.975	10:39.773		
5	2:19.061	38.870	38.644	25.313	36.234	12:09.737	5	3:45.569	1:54.437	43.277	24.412	43.443	14:25.342		
6	2:10.498	36.755	35.994	23.712	34.037	14:20.235	6	2:15.797	38.227	38.494	24.272	34.804	16:41.139		
7	2:10.991	36.481	36.038	24.455	34.017	16:31.226	7	2:13.228	37.224	37.063	<b>24.111</b>	34.830	18:54.367		
8	2:09.949	36.310	35.971	23.695	33.973	18:41.175	8	2:18.480	37.400	42.040	24.150	34.890	21:12.847		
9	2:22.540 <b>B</b>	38.721	37.050	24.632	42.137	21:03.715	9	<b>2:12.783</b>	<b>37.078</b>	36.975	24.148	<b>34.582</b>	23:25.630		
10	6:14.452	4:39.276	36.682	24.261	34.233	27:18.167	10	2:16.749	37.731	<b>36.859</b>	24.436	37.723	25:42.379		
11	2:10.553	37.043	35.991	23.807	33.712	29:28.720	11	2:33.421	38.507	46.881	25.900	42.133	28:15.800		
12	<b>2:08.213</b>	<b>36.026</b>	<b>35.375</b>	<b>23.480</b>	<b>33.332</b>	31:36.933	12	2:17.397	37.710	40.566	24.344	34.777	30:33.197		
<b>8</b>	<b>Bruno Ieraci</b>						ITA	<b>26</b>	<b>Mirko Gennai</b>						ITA
Prodina Racing WorldSSP300							Team BrCorse								
Kawasaki Ninja 400							Yamaha YZF-R3								
1	3:19.465	1:42.653	37.622	25.432	33.758	3:19.465	1	3:17.070	1:40.656	37.585	24.465	34.364	3:17.070		
2	2:10.311	36.634	36.141	23.576	33.960	5:29.776	2	2:09.651	36.713	35.574	23.600	33.764	5:26.721		
3	2:13.540	36.891	36.398	24.395	35.856	7:43.316	3	2:16.165	37.045	40.108	24.106	34.906	7:42.886		
4	<b>2:09.165</b>	<b>36.141</b>	<b>35.868</b>	<b>23.450</b>	<b>33.706</b>	9:52.481	4	2:09.628	36.885	35.685	23.493	33.565	9:52.514		
5	2:26.184 <b>B</b>	38.762	39.816	25.952	41.654	12:18.665	5	2:23.273 <b>B</b>	36.189	40.219	25.056	41.809	12:15.787		
6	4:41.341	3:06.173	36.913	23.870	34.385	17:00.006	6	2:57.883	1:20.899	40.029	23.492	<b>33.463</b>	15:13.670		
7	2:10.960	36.479	36.376	23.835	34.270	19:10.966	7	2:09.152	36.234	35.581	23.458	<b>33.879</b>	17:22.822		
8	2:17.339 <b>B</b>	36.683	36.514	23.936	40.206	21:28.305	8	2:09.078	36.278	35.421	23.423	33.956	19:31.900		
9	7:14.398	5:38.663	37.264	24.043	34.428	28:42.703	9	2:08.927	36.314	35.456	<b>23.192</b>	33.965	21:40.827		
10	2:11.146	36.848	36.207	23.829	34.262	30:53.849	10	<b>2:08.353</b>	<b>36.054</b>	<b>35.331</b>	23.211	33.757	23:49.180		
<b>12</b>	<b>Humberto Maier</b>						BRA	<b>27</b>	<b>Alvaro Diaz</b>						ESP
AD78 Team Brasil by MS Racing							Arco Motor University Team								
Yamaha YZF-R3							Yamaha YZF-R3								
1	4:03.370	2:26.200	37.846	24.598	34.726	4:03.370	1	6:27.922	4:51.072	37.760	24.533	34.557	6:27.922		
2	2:13.362	37.218	37.287	24.104	34.753	6:16.732	2	2:14.517	37.261	36.680	24.080	36.496	8:42.439		
3	2:11.471	37.037	36.282	23.758	34.394	8:28.203	3	2:09.958	36.607	35.953	23.797	33.601	10:52.397		
4	2:14.641	36.840	36.332	23.720	37.749	10:42.844	4	2:12.834	36.382	36.848	23.479	36.125	13:05.231		
5	<b>2:09.931</b>	<b>36.501</b>	<b>35.906</b>	<b>23.582</b>	<b>33.942</b>	12:52.775	5	<b>2:08.721</b>	36.233	35.824	23.434	<b>33.230</b>	15:13.952		
6	2:17.198 <b>B</b>	36.632	36.773	24.515	39.278	15:09.973	6	2:11.874	36.570	37.299	23.927	34.078	17:25.826		
7	9:19.028	7:29.399	49.909	25.246	34.474	24:29.001	7	2:10.602	36.312	36.814	23.729	33.747	19:36.428		
8	2:18.958	40.383	37.829	24.477	36.269	26:47.959	8	2:10.698	36.216	35.849	24.642	33.991	21:47.126		
9	2:11.852	36.722	36.784	23.770	34.576	28:59.811	9	2:09.016	<b>35.958</b>	35.743	23.628	33.687	23:56.142		
10	2:11.615	36.667	36.254	23.662	35.032	31:11.426	10	2:08.814	36.168	<b>35.695</b>	<b>23.304</b>	33.647	26:04.956		
<b>14</b>	<b>Alex Millan</b>						ITA	<b>28</b>	<b>Lennox Lehmann</b>						DEU
SMW Racing							Freudenberg KTM - Paligo Racing								
Kawasaki Ninja 400							KTM RC 390 R								
1	3:43.112	2:06.649	37.756	24.284	34.423	3:43.112	1	3:39.122	2:04.058	37.049	24.078	33.937	3:39.122		
2	2:10.648	36.929	36.109	23.653	33.957	5:53.760	2	2:09.759	36.597	36.068	23.522	33.572	5:48.881		
3	<b>2:10.056</b>	36.694	<b>36.010</b>	<b>23.504</b>	<b>33.848</b>	8:03.816	3	2:10.071	36.775	36.178	23.662	33.456	7:58.952		
4	2:17.811	37.778	41.126	23.771	35.136	10:21.627	4	2:09.533	36.512	36.091	<b>23.329</b>	33.601	10:08.485		
5	2:13.318	36.926	36.230	23.721	36.441	12:34.945	5	2:20.437 <b>B</b>	36.154	39.547	24.123	40.613	12:28.922		
6	2:16.680 <b>B</b>	37.024	36.078	23.612	39.966	14:51.625	6	3:15.598	1:40.122	36.929	23.964	34.583	15:44.520		
7	6:10.074	4:32.907	39.301	23.681	34.185	21:01.699	7	2:10.002	36.356	36.195	23.606	33.845	17:54.522		
8	2:10.791	36.901	36.046	23.569	34.275	23:12.490	8	2:14.455	36.600	40.159	23.775	33.921	20:08.977		
9	2:29.101	37.379	38.572	24.504	48.646	25:41.591									
10	2:33.347	40.318	46.276	25.134	41.619	28:14.938									
11	2:11.800	<b>36.609</b>	36.441	23.905	34.845	30:26.738									



## WSSP 300 DWO Supported Test Motorland Free Practice 4 Sector Analysis

— Invalidated Lap    ■ Personal Best    ■ Session Best    B Crossing the pit lane

Lap	Time	Sector 1	Sector 2	Sector 3	Sector 4	Elapsed	Lap	Time	Sector 1	Sector 2	Sector 3	Sector 4	Elapsed
9	2:09.961	36.352	36.051	23.705	33.853	22:18.938	11	2:08.474	36.054	35.542	<b>23.286</b>	33.592	29:04.382
10	<b>2:09.376</b>	36.230	35.965	23.587	33.594	24:28.314	12	<b>2:07.603</b>	<b>35.692</b>	<b>35.338</b>	23.344	33.229	31:11.985

**35** **Yeray Saiz Marquez** ESP  
Accolade Smrz Racing Kawasaki Ninja 400

1	2:20.006	42.698	38.082	24.635	34.591	2:20.006
2	2:12.641	37.331	36.836	24.188	34.286	4:32.647
3	<b>2:11.723</b>	36.833	36.733	23.845	34.312	6:44.370
4	2:27.840	<b>36.777</b>	36.513	23.943	50.607	9:12.210
5	2:21.332	37.115	45.991	24.016	<b>34.210</b>	11:33.542
6	2:17.223 <b>B</b>	36.782	<b>36.469</b>	<b>23.736</b>	40.236	13:50.765
7	9:18.724	7:38.279	38.751	24.767	36.927	23:09.489

**41** **Marc Garcia** ESP  
Yamaha MS Racing Yamaha YZF-R3

1	4:27.894	2:49.033	38.599	26.086	34.176	4:27.894
2	2:09.828	36.565	35.836	23.689	33.738	6:37.722
3	2:09.415	36.457	35.732	23.584	33.642	8:47.137
4	2:08.788	36.266	35.837	23.429	33.256	10:55.925
5	2:08.342	36.044	35.535	23.497	33.266	13:04.267
6	2:08.384	36.008	<b>35.414</b>	23.453	33.509	15:12.651
7	2:24.626 <b>B</b>	42.761	36.997	24.597	40.271	17:37.277
8	9:42.842	8:07.115	36.104	24.188	35.435	27:20.119
9	2:08.461	36.137	35.435	23.662	<b>33.227</b>	29:28.580
10	<b>2:08.309</b>	<b>35.999</b>	35.496	<b>23.315</b>	33.499	31:36.889

**43** **Harry Khouri** AUS  
Viñales Racing Team Kawasaki Ninja 400

1	4:19.418	2:42.744	37.757	24.237	34.680	4:19.418
2	2:11.555	37.302	36.267	23.703	34.283	6:30.973
3	2:11.172	36.819	36.175	23.678	34.500	8:42.145
4	2:10.305	36.781	35.977	23.513	34.034	10:52.450
5	2:10.297	36.555	36.141	23.494	34.107	13:02.747
6	2:10.906	36.593	35.944	24.319	34.050	15:13.653
7	2:09.194	36.617	35.538	23.398	<b>33.641</b>	17:22.847
8	<b>2:09.087</b>	36.589	<b>35.503</b>	23.338	33.657	19:31.934
9	2:10.595	36.688	35.662	24.194	34.051	21:42.529
10	2:09.489	<b>36.503</b>	35.742	<b>23.335</b>	33.909	23:52.018
11	2:14.708 <b>B</b>	36.545	35.758	23.507	38.898	26:06.726
12	2:59.365	1:25.362	36.634	23.465	33.904	29:06.091
13	2:10.380	36.531	35.995	23.626	34.228	31:16.471

**46** **Samuel Di Sora** FRA  
Leader Team Flembbo Kawasaki Ninja 400

1	3:19.832	1:40.479	38.952	25.790	34.611	3:19.832
2	2:13.690	37.347	36.765	24.585	34.993	5:33.522
3	2:08.808	36.110	35.989	23.360	33.349	7:42.330
4	2:08.029	36.019	35.372	23.416	<b>33.222</b>	9:50.359
5	2:24.471 <b>B</b>	42.242	37.033	24.635	40.561	12:14.830
6	4:36.408	2:46.889	48.866	25.445	35.208	16:51.238
7	2:08.912	36.130	35.695	23.492	33.595	19:00.150
8	2:28.818	36.029	35.630	23.686	53.473	21:28.968
9	2:14.353 <b>B</b>	36.179	35.651	23.346	39.177	23:43.321
10	3:12.587	1:35.383	38.173	24.525	34.506	26:55.908

**47** **Fenton Seabright** GBR  
Viñales Racing Team Yamaha YZF-R3

1	3:40.759	2:04.740	37.244	24.242	34.533	3:40.759
2	2:12.216	37.359	36.334	23.854	34.669	5:52.975
3	2:12.020	37.071	36.889	23.777	34.283	8:04.995
4	2:21.902 <b>B</b>	37.001	38.790	24.921	41.190	10:26.897
5	6:06.790	4:28.469	39.430	24.169	34.722	16:33.687
6	2:13.443	37.347	37.479	23.914	34.703	18:47.130
7	2:12.562	37.303	36.422	23.919	34.918	20:59.692
8	<b>2:10.061</b>	<b>36.572</b>	<b>36.013</b>	<b>23.516</b>	<b>33.960</b>	23:09.753
9	2:23.649 <b>B</b>	38.202	38.129	25.403	41.915	25:33.402

**53** **Petr Svoboda** CZE  
Accolade Smrz Racing Kawasaki Ninja 400

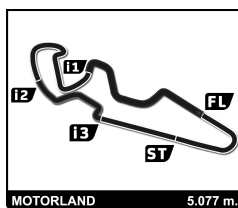
1	2:57.750	1:20.205	37.993	24.923	34.629	2:57.750
2	2:13.863	37.475	37.642	24.324	34.422	5:11.613
3	2:17.303	37.751	37.097	28.319	34.136	7:28.916
4	2:12.940	37.557	36.716	24.421	34.246	9:41.856
5	2:12.557	37.333	36.776	24.258	34.190	11:54.413
6	2:32.298	37.344	44.963	24.579	45.412	14:26.711
7	2:12.658	38.002	36.686	24.066	33.904	16:39.369
8	2:13.745	36.914	37.933	23.862	35.036	18:53.114
9	2:18.356	39.293	40.480	24.143	34.440	21:11.470
10	2:12.021	37.041	36.611	24.121	34.248	23:23.491
11	2:12.090	37.210	36.446	24.115	34.319	25:35.581
12	2:11.859	37.143	36.516	23.949	34.251	27:47.440
13	2:11.343	37.169	36.497	<b>23.825</b>	<b>33.852</b>	29:58.783
14	<b>2:11.151</b>	<b>36.576</b>	<b>36.445</b>	23.961	34.169	32:09.934

**58** **Inigo Iglesias** ESP  
SMW Racing Kawasaki Ninja 400

1	3:44.579	2:08.269	37.097	25.006	34.207	3:44.579
2	2:09.605	36.681	35.981	23.473	<b>33.470</b>	5:54.184
3	2:09.314	<b>36.090</b>	35.894	23.416	33.914	8:03.498
4	2:21.269 <b>B</b>	37.951	40.961	23.695	38.662	10:24.767
5	6:15.576	4:31.994	39.186	25.556	38.840	16:40.343
6	2:10.023	36.404	36.348	23.400	33.871	18:50.366
7	2:09.235	36.375	35.730	23.376	33.754	20:59.601
8	<b>2:09.103</b>	36.277	35.751	<b>23.320</b>	33.755	23:08.704
9	2:25.144 <b>B</b>	39.822	39.493	24.571	41.258	25:33.848
10	2:42.213	49.292	41.016	26.384	45.521	28:16.061
11	2:16.123	36.399	<b>35.634</b>	24.491	39.599	30:32.184

**59** **Alessandro Zanca** ITA  
Kawasaki GP Project Kawasaki Ninja 400

1	2:57.982	1:19.836	38.428	25.530	34.188	2:57.982
2	2:13.404	37.572	37.001	24.135	34.696	5:11.386
3	2:17.247	37.640	37.148	28.096	34.363	7:28.633
4	2:11.502	37.150	36.382	<b>23.770</b>	34.200	9:40.135
5	<b>2:10.506</b>	<b>36.913</b>	<b>36.206</b>	23.784	<b>33.603</b>	11:50.641
6	2:36.010	36.917	41.928	29.302	47.863	14:26.651
7	2:12.237	37.854	36.518	23.791	34.074	16:38.888
8	2:13.530	36.949	37.724	23.906	34.951	18:52.418
9	2:27.252 <b>B</b>	39.632	40.190	24.209	43.221	21:19.670



# WSSP 300

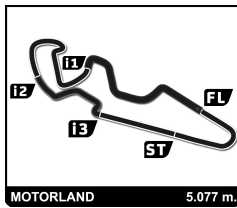
## DWO Supported Test Motorland

### Free Practice 4

### Sector Analysis

— Invalidated Lap   ■ Personal Best   ■ Session Best   B Crossing the pit lane

Lap	Time	Sector 1	Sector 2	Sector 3	Sector 4	Elapsed	Lap	Time	Sector 1	Sector 2	Sector 3	Sector 4	Elapsed
10	6:55.443	4:57.739	50.122	26.407	41.175	28:15.113	7	2:11.129	36.938	36.428	23.662	34.101	18:26.548
11	2:29.026B	38.200	41.610	25.807	43.409	30:44.139	8	2:11.169	36.732	36.495	23.759	34.183	20:37.717
<b>60</b>	<b>Dirk Geiger</b>					DEU	9	2:39.107B	40.363	42.207	26.582	49.955	23:16.824
	Fussport-RT Motorsports by SKM-Kav					Kawasaki Ninja 400	10	4:51.923	3:00.817	46.988	26.410	37.708	28:08.747
1	5:16.573	3:40.257	37.429	24.584	34.303	5:16.573	11	2:22.051	39.675	44.434	24.046	33.896	30:30.798
2	2:10.917	36.715	36.133	23.946	34.123	7:27.490	<b>72</b>	<b>Victor Steeman</b>					NLD
3	2:10.888	36.721	36.159	23.931	34.077	9:38.378		MTM Kawasaki					Kawasaki Ninja 400
4	2:12.341	38.942	36.038	23.939	33.422	11:50.719	1	3:57.286	2:21.872	37.313	23.840	34.261	3:57.286
5	2:30.201	36.680	44.623	25.891	43.007	14:20.920	2	2:09.867	36.523	35.919	23.398	34.027	6:07.153
6	2:09.932	36.422	35.913	23.533	34.064	16:30.852	3	2:09.139	36.411	35.623	23.371	33.734	8:16.292
7	2:23.325	40.536	38.591	25.136	39.062	18:54.177	4	2:09.090	36.317	35.577	23.354	33.842	10:25.382
8	2:16.028	36.997	41.207	23.866	33.958	21:10.205	5	2:08.988	36.095	35.806	23.408	33.679	12:34.370
9	2:16.159	36.994	38.937	25.752	34.476	23:26.364	6	2:15.243	41.331	36.184	23.573	34.155	14:49.613
10	2:09.887	36.497	35.989	23.610	33.791	25:36.251	7	2:10.472	36.457	35.826	24.000	34.189	17:00.085
11	2:12.427	36.563	37.057	24.614	34.193	27:48.678	8	2:11.734	36.591	36.264	24.052	34.827	19:11.819
12	2:09.931	36.239	35.988	23.604	34.090	29:58.609	9	2:14.162	36.263	36.183	27.785	33.931	21:25.981
13	2:13.203	36.500	37.421	24.654	34.628	32:11.812	10	2:09.486	36.347	35.786	23.431	33.922	23:35.467
<b>61</b>	<b>Yuta Okaya</b>					JPN	11	2:18.033B	37.898	36.557	24.070	39.508	25:53.500
	MTM Kawasaki					Kawasaki Ninja 400	<b>77</b>	<b>Ruben Bijman</b>					NLD
1	2:53.733	1:18.283	36.714	24.698	34.038	2:53.733		MTM Kawasaki					Kawasaki Ninja 400
2	2:10.752	36.647	35.864	24.524	33.717	5:04.485	1	2:15.077	39.031	37.359	24.452	34.235	2:15.077
3	2:09.294	36.333	35.770	23.537	33.654	7:13.779	2	2:11.974	36.977	36.273	24.511	34.213	4:27.051
4	2:08.805	36.265	35.586	23.330	33.624	9:22.584	3	2:11.020	36.855	36.382	24.035	33.748	6:38.071
5	2:08.512	36.302	35.499	23.192	33.519	11:31.096	4	2:09.529	36.427	35.885	23.646	33.571	8:47.600
6	2:08.611	36.256	35.513	23.268	33.574	13:39.707	5	2:09.863	36.437	35.962	23.705	33.759	10:57.463
7	2:10.198	36.399	36.063	24.001	33.735	15:49.905	6	2:18.294B	37.517	37.126	24.522	39.129	13:15.757
8	2:09.033	36.179	35.517	23.454	33.883	17:58.938	7	6:53.202	5:16.498	39.224	23.796	33.684	20:08.959
9	2:08.966	36.154	35.626	23.290	33.896	20:07.904	8	2:16.582	40.817	37.284	23.843	34.638	22:25.541
10	2:17.978	41.859	37.752	24.218	34.149	22:25.882	9	2:13.550	36.820	36.444	23.837	36.449	24:39.091
11	2:12.380	36.809	38.101	23.908	33.562	24:38.262	10	2:09.698	36.466	36.048	23.608	33.576	26:48.789
12	2:08.499	36.099	35.627	23.268	33.505	26:46.761	11	2:15.754	38.356	37.475	24.324	35.599	29:04.543
13	2:11.243	36.239	36.824	24.292	33.888	28:58.004	12	2:09.125	35.957	36.095	23.430	33.643	31:13.668
14	2:09.564	36.276	35.576	23.679	34.033	31:07.568	<b>81</b>	<b>Ioannis Peristeras</b>					GRC
<b>64</b>	<b>Hugo De Cancellis</b>					FRA		ProGP Racing					Yamaha YZF-R3
	Prodina Racing WorldSSP300					Kawasaki Ninja 400	1	2:38.969	55.246	40.839	26.503	36.381	2:38.969
1	3:15.308	1:36.611	38.990	24.926	34.781	3:15.308	2	2:18.319	39.013	37.892	25.116	36.298	4:57.288
2	2:16.698B	37.029	36.526	23.808	39.335	5:32.006	3	2:17.380	38.794	38.122	24.780	35.684	7:14.668
3	4:08.309	2:23.315	39.112	26.453	39.429	9:40.315	4	2:15.886	38.456	37.537	24.527	35.366	9:30.554
4	2:10.062	36.406	36.141	23.622	33.893	11:50.377	5	2:14.573	37.887	37.502	24.242	34.942	11:45.127
5	2:35.618	36.820	48.947	24.314	45.537	14:25.995	6	2:41.555B	45.700	40.211	27.604	48.040	14:26.682
6	2:09.868	36.638	35.948	23.460	33.822	16:35.863	7	3:07.279	1:29.487	38.129	24.603	35.060	17:33.961
7	2:09.374	36.226	35.794	23.359	33.995	18:45.237	8	2:14.090	37.830	37.216	24.269	34.775	19:48.051
8	2:33.489B	42.697	44.352	23.737	42.703	21:18.726	9	2:33.877	37.521	36.868	44.712	34.776	22:21.928
9	6:55.763	5:03.622	45.484	24.948	41.709	28:14.489	10	2:13.472	37.450	37.014	24.396	34.612	24:35.400
10	2:16.583	36.697	42.270	23.937	33.679	30:31.072	11	2:13.052	37.575	36.719	24.277	34.481	26:48.452
<b>69</b>	<b>Troy Alberto</b>					PHL	12	2:11.719	36.949	36.720	23.912	34.138	29:00.171
	Fussport-RT Motorsports by SKM-Kav					Kawasaki Ninja 400	13	2:10.844	36.793	36.190	23.683	34.178	31:11.015
1	5:16.777	3:40.695	37.366	24.523	34.193	5:16.777	<b>85</b>	<b>Kevin Sabatucci</b>					ITA
2	2:10.374	36.812	36.326	23.827	33.909	7:27.651		Kawasaki GP Project					Kawasaki Ninja 400
3	2:11.241	36.819	36.143	23.964	34.315	9:38.892	1	3:20.322	1:40.920	38.584	26.029	34.789	3:20.322
4	2:11.729	37.443	36.502	24.065	33.719	11:50.621	2	2:11.850	37.066	36.649	23.762	34.373	5:32.172
5	2:13.539	36.686	38.086	24.423	34.344	14:04.160	3	2:10.788	37.060	36.360	23.607	33.761	7:42.960
6	2:11.259	36.998	36.405	23.714	34.142	16:15.419	4	2:09.619	36.443	36.035	23.713	33.428	9:52.579



## WSSP 300

### DWO Supported Test Motorland

### Free Practice 4

## Sector Analysis

— Invalidated Lap    ■ Personal Best    ■ Session Best    **B** Crossing the pit lane

Lap	Time	Sector 1	Sector 2	Sector 3	Sector 4	Elapsed	Lap	Time	Sector 1	Sector 2	Sector 3	Sector 4	Elapsed
5	2:17.970	36.675	40.227	24.242	36.826	12:10.549							
6	2:10.232	36.627	36.029	<b>23.499</b>	34.077	14:20.781							
7	2:10.065	36.793	<b>35.786</b>	23.567	33.919	16:30.846							
8	2:10.399	36.864	36.081	23.558	33.896	18:41.245							
9	2:28.354 <b>B</b>	40.197	41.535	23.634	42.988	21:09.599							
10	7:05.549	5:06.875	50.472	24.932	43.270	28:15.148							
11	2:17.861	36.977	35.923	26.259	38.702	30:33.009							

87		Ton Kawakami				BRA	
		AD78 Team Brasil by MS Racing				Yamaha YZF-R3	
1	3:29.361	1:51.136	38.610	24.815	34.800	3:29.361	
2	2:13.027	37.344	37.039	24.222	34.422	5:42.388	
3	2:12.069	37.122	36.704	24.159	34.084	7:54.457	
4	2:11.149	36.744	36.344	23.808	34.253	10:05.606	
5	2:11.465	36.810	36.638	24.009	34.008	12:17.071	
6	2:10.717	36.865	<b>36.164</b>	23.793	<b>33.895</b>	14:27.788	
7	<b>2:10.488</b>	<b>36.599</b>	36.189	23.723	33.977	16:38.276	
8	2:21.346 <b>B</b>	37.345	38.010	<b>23.596</b>	42.395	18:59.622	
9	6:24.569 <b>B</b>	4:33.099	37.116	24.601	49.753	25:24.191	

88		Daniel Mogeda				ESP	
		Team#109 Kawasaki				Kawasaki Ninja 400	
1	4:09.876	2:34.490	37.094	24.162	34.130	4:09.876	
2	2:10.848	36.914	36.269	23.768	33.897	6:20.724	
3	2:11.051	36.691	36.101	24.135	34.124	8:31.775	
4	2:10.215	36.687	36.024	23.614	33.890	10:41.990	
5	2:10.039	36.558	36.040	23.631	33.810	12:52.029	
6	2:22.971	38.890	37.309	24.230	42.542	15:15.000	
7	2:11.199	36.389	36.213	24.671	33.926	17:26.199	
8	2:10.543	36.234	36.755	23.932	33.622	19:36.742	
9	2:09.587	<b>36.190</b>	35.915	23.647	33.835	21:46.329	
10	2:09.928	36.439	36.472	23.568	<b>33.449</b>	23:56.257	
11	<b>2:09.254</b>	36.457	<b>35.775</b>	<b>23.525</b>	33.497	26:05.511	
12	2:14.313	37.519	36.513	24.083	36.198	28:19.824	
13	2:09.612	36.336	36.078	23.667	33.531	30:29.436	

91		Matteo Vannucci				ITA	
		AG Motorsport Italia Yamaha				Yamaha YZF-R3	
1	4:43.605	3:02.520	39.778	26.070	35.237	4:43.605	
2	2:13.763	37.769	37.535	24.124	34.335	6:57.368	
3	2:12.835	37.122	36.409	24.619	34.685	9:10.203	
4	<b>2:10.058</b>	36.593	<b>35.901</b>	<b>23.634</b>	<b>33.930</b>	11:20.261	

93		Marco Gaggi				ITA	
		Viñales Racing Team				Yamaha YZF-R3	
1	3:33.657	1:55.420	38.607	25.071	34.559	3:33.657	
2	2:12.945	37.692	36.849	24.203	34.201	5:46.602	
3	2:11.775	36.989	36.510	24.041	34.235	7:58.377	
4	2:10.982	36.940	36.380	23.827	33.835	10:09.359	
5	2:10.563	36.625	36.217	23.804	33.917	12:19.922	
6	2:10.769	36.809	36.153	23.737	34.070	14:30.691	
7	2:11.518	37.332	36.418	23.877	33.891	16:42.209	
8	<b>2:09.786</b>	<b>36.259</b>	<b>36.040</b>	23.784	<b>33.703</b>	18:51.995	
9	2:25.678 <b>B</b>	39.442	38.983	24.840	42.413	21:17.673	
10	4:25.215	2:49.716	37.491	23.922	34.086	25:42.888	
11	2:14.462	36.846	36.443	24.047	37.126	27:57.350	
12	2:10.555	36.719	36.101	<b>23.688</b>	34.047	30:07.905	