

# SAXO

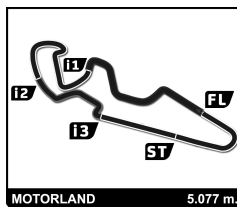
## TROFEO ANIVERSARIO MOTORLAND 2021

### Entrenamiento Libre 2

### Vuelta a vuelta

— Vuelta invalidada    ■ Mejor Personal    ■ Mejor de la sesión    ■ Cruzando por el pit lane

Vlt.	P	Nombre	Tiempo	Sector 1	Sector 2	Sector 3	Sector 4	T. Sesión	Vlt.	P	Nombre	Tiempo	Sector 1	Sector 2	Sector 3	Sector 4	T. Sesión
4	<b>ISRAEL DE ANA MORALES</b> 1. Israel DE ANA MORALES								3	1	2:37.878	44.405	44.387	28.602	40.484	11:37.630	
	1	1	3:49.105	1:54.776	45.274	28.842	40.213	3:49.105	4	1	2:38.161	44.629	44.615	28.922	39.995	14:15.791	
	2	1	2:36.347	44.577	43.335	28.055	40.380	6:25.452	5	1	2:38.305	44.993	44.309	28.859	40.144	16:54.096	
	3	1	2:36.379	44.406	43.686	28.277	40.010	9:01.831	6	1	3:13.664	44.795	50.707	36.279	1:01.883	20:07.760	
	4	1	2:43.219B	44.981	43.461	28.637	46.140	11:45.050									
	5	1	4:29.072	2:37.000	43.699	28.443	39.930	16:14.122									
	6	1	2:35.525	44.178	43.316	27.969	40.062	18:49.647									
	7	1	2:35.310	43.882	43.410	28.114	39.904	21:24.957									
5	<b>EFICAR TEAM</b> 1. Jesus LOPEZ POZUELO F																
	1	1	5:29.035	3:24.061	48.084	33.715	43.175	5:29.035									
	2	1	2:45.589	47.521	45.105	29.500	43.463	8:14.624									
	3	1	2:43.384	46.564	46.560	29.799	40.461	10:58.008									
	4	1	2:39.176	44.025	44.971	29.235	40.945	13:37.184									
	5	1	2:36.586	43.873	43.798	28.881	40.034	16:13.770									
	6	1	2:35.163	43.802	43.438	27.930	39.993	18:48.933									
	7	1	2:35.600	43.765	43.506	28.389	39.940	21:24.533									
6	<b>DEYSCOM SPORT</b> 1. Francisco COMENDADOR								ROOKIE								
	1	1	2:44.128	49.954	44.779	28.900	40.495	2:44.128									
	2	1	2:38.853	44.825	44.039	30.120	39.869	5:22.981									
	3	1	2:35.618	44.161	43.595	28.101	39.761	7:58.599									
	4	1	2:35.913	44.286	43.868	27.941	39.818	10:34.512									
	5	1	2:35.512	43.943	43.690	27.905	39.974	13:10.024									
	6	1	2:35.750	44.336	43.720	27.608	40.086	15:45.774									
	7	1	2:35.725	44.245	43.398	27.730	40.352	18:21.499									
	8	1	2:35.778	44.231	43.411	27.843	40.293	20:57.277									
7	<b>C.D.E. ULTIMA VUELTA</b> 1. Alvaro RUIZ DE LA HERMI								ROOKIE								
	1	1	20:55.686	...	47.614	30.207	41.561	20:55.686									
8	<b>PROMOTION MOTORSPORT</b> 1. Oliver MARTIN GARCIA																
	1	1	3:45.270	1:40.272	50.064	31.139	43.795	3:45.270									
	2	1	2:35.120	43.903	43.601	28.136	39.480	6:20.390									
	3	1	2:37.183	43.789	43.394	30.443	39.557	8:57.573									
	4	1	2:55.273B	43.695	43.383	35.563	52.632	11:52.846									
	5	1	4:04.150	2:06.878	48.541	29.027	39.704	15:56.996									
	6	1	2:35.063	43.799	43.646	28.013	39.605	18:32.059									
	7	1	2:34.839	43.724	43.412	28.022	39.681	21:06.898									
9	<b>EFICAR TEAM</b> 1. Gustavo GOMAR GOMAR																
	1	1	6:20.780	4:10.142	57.887	32.188	40.563	6:20.780									
	2	1	2:38.972	44.404	43.821	30.169	40.578	8:59.752									
11	<b>C.D.E. ULTIMA VUELTA</b> 1. Marcos MANUEL GONZAL																
	1	1	6:03.677	3:56.047	54.117	32.175	41.338	6:03.677									
	2	1	2:57.292	48.125	55.363	31.660	42.144	9:00.969									
	3	1	2:55.232	47.277	44.714	29.228	54.013	11:56.201									
	4	1	2:41.857	46.355	45.017	29.356	41.129	14:38.058									
	5	1	2:41.215	46.136	44.651	29.008	41.420	17:19.273									
	6	1	3:05.258	45.691	48.654	49.366	41.547	20:24.531									
12	<b>C.D.E. ULTIMA VUELTA</b> 1. Daniel SANCHEZ PECES								ROOKIE								
	1	1	7:14.635	5:01.722	50.665	38.870	43.378	7:14.635									
	2	1	2:55.783	47.155	46.395	34.237	47.996	10:10.418									
	3	1	2:54.620	51.097	47.235	33.959	42.329	13:05.038									
	4	1	2:45.304	47.634	46.489	28.908	42.273	15:50.342									
	5	1	2:43.836	47.113	45.368	28.955	42.400	18:34.178									
	6	1	2:47.787	47.341	45.350	31.998	43.098	21:21.965									
14	<b>C.D.E. ULTIMA VUELTA</b> 1. Antonio HONRADO DE LA								ROOKIE								
	1	1	3:56.896	1:49.737	50.203	33.470	43.486	3:56.896									
	2	1	2:45.895	47.705	45.294	30.735	42.161	6:42.791									
	3	1	2:42.817	47.049	45.573	29.193	41.002	9:25.608									
	4	1	2:41.020	45.883	44.577	29.617	40.943	12:06.628									
	5	1	3:09.321	1:13.836	45.045	29.754	40.686	15:15.949									
	6	1	2:43.816	46.367	45.113	30.156	42.180	17:59.765									
7	1	2:43.253	47.601	44.972	29.451	41.229	20:43.018										
17	<b>C.D.E. ULTIMA VUELTA</b> 1. Francisco PEREZ SIERRA 2. Alberto MARTIN MARTIN																
	1	2	4:19.905	2:08.828	50.813	34.730	45.534	4:19.905									
	2	2	2:52.205	48.416	47.994	32.771	43.024	7:12.110									
3	2	3:00.477B	48.159	46.537	32.427	53.354	10:12.587										
4	2	4:16.225	2:06.876	45.542	40.297	43.510	14:28.812										
5	2	2:51.265	49.365	45.887	31.778	44.235	17:20.077										
6	2	3:10.108	47.423	46.921	52.642	43.122	20:30.185										
19	<b>C.D.E. ULTIMA VUELTA</b> 1. Fernando NAVARRETE R																
	1	1	4:25.666	1:49.103	1:01.201	38.902	56.460	4:25.666									
	2	1	2:34.166	43.619	43.581	27.723	39.243	6:59.832									
	3	1	2:33.579	43.370	43.394	27.608	39.207	9:33.411									
	4	1	2:56.222	49.659	49.875	34.369	42.319	12:29.633									
	5	1	2:36.494	43.196	42.774	28.049	42.475	15:06.127									
	6	1	3:01.402	59.684	51.013	30.527	40.178	18:07.529									
	7	1	2:53.130B	43.980	43.980	31.980	53.190	21:00.659									



# SAXO

## TROFEO ANIVERSARIO MOTORLAND 2021

### Entrenamiento Libre 2

### Vuelta a vuelta

— Vuelta invalidada    ■ Mejor Personal    ■ Mejor de la sesión    ■ Cruzando por el pit lane

Vlt. P Tiempo Sector 1 Sector 2 Sector 3 Sector 4 T. Sesión

**20** C.D.E. ULTIMA VUELTA  
1. Jose David BARTOL SALA

1	1	3:54.801	1:51.629	49.235	31.463	42.474	3:54.801
2	1	2:51.159	48.102	46.524	32.682	43.851	6:45.960
3	1	2:44.997	<b>46.907</b>	45.399	30.381	42.310	9:30.957
4	1	2:49.388	51.695	45.942	29.695	42.056	12:20.345
5	1	2:46.327	47.610	46.799	30.510	41.408	15:06.672
6	1	<b>2:43.829</b>	48.283	<b>45.021</b>	<b>29.382</b>	<b>41.143</b>	17:50.501
7	1	2:45.026	47.718	45.481	30.303	41.524	20:35.527

**21** RASANTE SPORT  
1. Sergio CABAL DIEZ

1	1	6:59.511	4:44.525	49.857	43.047	42.082	6:59.511
2	1	2:50.771	46.877	53.432	28.990	41.472	9:50.282
3	1	2:40.290	45.277	45.492	28.717	40.804	12:30.572
4	1	2:38.478	<b>44.677</b>	44.991	28.586	<b>40.224</b>	15:09.050
5	1	<b>2:38.163</b>	45.053	44.527	<b>28.333</b>	40.250	17:47.213
6	1	2:38.607	45.257	<b>44.513</b>	28.445	40.392	20:25.820

**22** AUTOMOVIL CLUB ZARAGOZA  
1. Guillermo IBAÑEZ BARRE ROOKIE

1	1	3:46.714	1:43.422	49.535	31.024	42.733	3:46.714
2	1	2:38.960	44.798	44.185	28.585	41.392	6:25.674
3	1	2:37.629	45.041	43.884	28.502	<b>40.202</b>	9:03.303
4	1	2:37.694	44.244	44.430	28.610	40.410	11:40.997
5	1	2:37.469	<b>44.237</b>	44.506	<b>28.464</b>	40.262	14:18.466
6	1	2:38.574	44.516	44.433	28.777	40.848	16:57.040
7	1	2:39.238	44.871	45.216	28.796	40.355	19:36.278
8	1	<b>2:37.173</b>	44.404	<b>43.830</b>	28.508	40.431	22:13.451

**23** C.D.E. ULTIMA VUELTA  
1. Cristian RUBIO RODRIGUI ROOKIE

1	1	4:07.313	2:10.665	48.431	28.083	40.134	4:07.313
2	1	2:36.485	44.870	43.364	28.194	40.057	6:43.798
3	1	2:36.774	45.761	43.450	27.663	39.900	9:20.572
4	1	2:35.318	<b>43.728</b>	43.405	28.081	40.104	11:55.890
5	1	<b>2:35.280</b>	43.876	43.512	27.912	39.980	14:31.170
6	1	2:36.082	44.915	43.497	<b>27.628</b>	40.042	17:07.252
7	1	2:35.622	44.440	<b>43.339</b>	27.952	<b>39.891</b>	19:42.874
8	1	2:59.794 B	46.879	46.970	32.944	53.001	22:42.668

**24** VSR  
1. Javier UGALDE MORENO ROOKIE

1	1	7:37.547	5:41.199	45.715	30.249	40.384	7:37.547
2	1	2:35.143	44.074	43.576	<b>27.969</b>	39.524	10:12.690
3	1	<b>2:34.426</b>	<b>43.589</b>	<b>43.316</b>	28.023	<b>39.498</b>	12:47.116
4	1	2:35.041	43.775	43.460	28.142	39.664	15:22.157
5	1	3:03.803 B	45.814	50.029	35.042	52.918	18:25.960

Vlt. P Tiempo Sector 1 Sector 2 Sector 3 Sector 4 T. Sesión

**25** C.D.E. ULTIMA VUELTA  
1. Manuel COZAR FERNANDEZ ROOKIE  
2. Pablo Eduardo ROJAS CO

1	2	3:55.878	1:49.052	50.385	32.205	44.236	3:55.878
2	2	2:48.079	50.880	45.216	31.043	40.940	6:43.957
3	2	2:44.426	46.536	46.513	30.688	40.689	9:28.383
4	2	2:38.413	45.015	44.162	29.108	<b>40.128</b>	12:06.796
5	2	2:38.817	45.070	43.988	28.950	40.809	14:45.613
6	2	<b>2:37.891</b>	44.792	<b>43.966</b>	<b>28.876</b>	40.257	17:23.504
7	2	2:50.461 B	<b>44.696</b>	46.346	31.860	47.559	20:13.965

**26** C.D.E. ULTIMA VUELTA  
1. Francisco Javier FERNANDEZ ROOKIE

1	1	3:58.072	1:50.451	49.972	33.706	43.943	3:58.072
2	1	2:45.681	47.406	45.209	31.977	41.089	6:43.753
3	1	2:39.453	46.427	44.440	<b>28.542</b>	<b>40.044</b>	9:23.206
4	1	2:38.876	45.744	<b>44.072</b>	28.638	40.422	12:02.082
5	1	<b>2:37.941</b>	<b>44.465</b>	44.312	28.872	40.292	14:40.023
6	1	2:39.103	45.165	44.395	28.922	40.621	17:19.126
7	1	3:09.651	44.850	44.412	1:00.151	40.238	20:28.777

**27** C.D.E. ULTIMA VUELTA  
1. Marcos DE DIEGO BRAVO

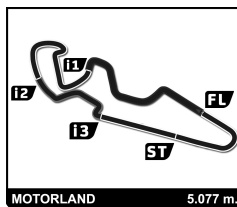
1	1	4:23.467	2:06.522	52.139	33.364	51.442	4:23.467
2	1	3:01.340	51.816	51.321	31.106	47.097	7:24.807
3	1	2:52.947	52.673	50.657	29.294	40.323	10:17.754
4	1	2:35.198	44.087	43.619	27.591	39.901	12:52.952
5	1	<b>2:33.950</b>	<b>43.649</b>	<b>43.202</b>	<b>27.271</b>	<b>39.828</b>	15:26.902
6	1	3:02.926 B	47.392	50.236	32.218	53.080	18:29.828

**30** C.D.E. ULTIMA VUELTA  
1. Mario CASTRO LORENTE

1	1	4:17.266	2:10.008	50.160	34.775	42.323	4:17.266
2	1	2:48.611	45.019	46.046	36.477	41.069	7:05.877
3	1	2:38.392	44.933	44.140	28.555	40.764	9:44.269
4	1	<b>2:37.698</b>	<b>44.574</b>	<b>44.122</b>	28.626	<b>40.376</b>	12:21.967
5	1	2:38.325	45.020	44.578	<b>28.236</b>	40.491	15:00.292
6	1	2:38.021	44.887	44.219	28.428	40.487	17:38.313
7	1	2:37.945	44.942	44.130	28.406	40.467	20:16.258

**33** AKULO MOTORSPORT  
1. Sylvain XAVIER SOLER ROOKIE

1	1	3:47.846	1:44.151	49.604	30.928	43.163	3:47.846
2	1	3:03.440	46.837	48.888	45.880	41.835	6:51.286
3	1	2:41.793	46.011	44.951	29.582	41.249	9:33.079
4	1	2:42.675	47.797	44.347	29.141	41.390	12:15.754
5	1	2:41.471	46.297	45.447	28.930	40.797	14:57.225
6	1	2:40.732	<b>45.010</b>	45.772	<b>28.367</b>	41.583	17:37.957
7	1	<b>2:40.026</b>	46.589	<b>44.244</b>	28.903	<b>40.290</b>	20:17.983



# SAXO

## TROFEO ANIVERSARIO MOTORLAND 2021

### Entrenamiento Libre 2

### Vuelta a vuelta

— Vuelta invalidada    ■ Mejor Personal    ■ Mejor de la sesión    ■ Cruzando por el pit lane

Vlt.	P	Tiempo	Sector 1	Sector 2	Sector 3	Sector 4	T. Sesión
------	---	--------	----------	----------	----------	----------	-----------

34 VSR 1.Ivan VELASCO SANCHEZ							
1	1	7:28.531	5:28.609	44.627	30.432	44.863	7:28.531
2	1	2:34.084	43.549	43.184	<b>27.389</b>	39.962	10:02.615
3	1	<b>2:33.382</b>	<b>43.338</b>	<b>42.843</b>	27.524	<b>39.677</b>	12:35.997
4	1	2:43.416B	43.420	43.704	28.806	47.486	15:19.413
5	1	4:52.725	2:57.776	44.419	27.903	42.627	20:12.138

36 C.D.E. ULTIMA VUELTA 1.Marc SANCHO MUÑOZ ROOKIE							
1	1	5:18.125	3:15.559	51.933	29.630	41.003	5:18.125
2	1	2:40.167	44.695	45.118	28.772	41.582	7:58.292
3	1	2:38.228	45.744	<b>43.904</b>	28.521	<b>40.059</b>	10:36.520
4	1	<b>2:37.509</b>	44.521	44.164	28.523	40.301	13:14.029
5	1	2:37.751	<b>44.303</b>	44.610	<b>28.394</b>	40.444	15:51.780
6	1	2:37.668	44.459	44.153	28.609	40.447	18:29.448
7	1	2:39.838	44.340	46.149	29.125	40.224	21:09.286

37 C.D.E. ULTIMA VUELTA 1.Enrique HERNANDO ALOI							
1	1	4:27.698	2:30.802	45.221	29.120	42.555	4:27.698
2	1	2:36.699	<b>43.587</b>	43.919	28.645	40.548	7:04.397
3	1	2:35.541	43.894	43.871	<b>27.724</b>	40.052	9:39.938
4	1	2:38.492	46.984	<b>43.417</b>	28.221	<b>39.870</b>	12:18.430
5	1	<b>2:35.145</b>	43.759	43.541	27.921	39.924	14:53.575
6	1	2:35.395	43.946	43.465	27.839	40.145	17:28.970
7	1	2:41.911B	44.030	43.944	28.391	45.546	20:10.881

44 C.D.E. ULTIMA VUELTA 1.Israel ALVAREZ ALVAREZ							
1	1	10:52.410	8:55.652	47.014	29.478	40.266	10:52.410
2	1	2:53.249	<b>43.890</b>	44.050	44.256	41.053	13:45.659
3	1	<b>2:36.436</b>	43.956	43.949	28.333	40.198	16:22.095
4	1	2:36.707	44.607	43.887	<b>28.312</b>	<b>39.901</b>	18:58.802
5	1	2:36.557	44.405	<b>43.826</b>	28.416	39.910	21:35.359

47 ESCUDERIA MALLORCA COMPET ROOKIE 1.Marti FAJEDA REINA							
1	1	3:30.439	1:29.475	48.103	30.044	42.817	3:30.439
2	1	2:39.832	45.115	45.267	29.208	40.242	6:10.271
3	1	2:38.156	<b>44.152</b>	44.990	28.572	40.442	8:48.427
4	1	2:39.052	45.858	44.654	<b>28.259</b>	40.281	11:27.479
5	1	2:38.519	44.487	<b>44.608</b>	28.416	41.008	14:05.998
6	1	2:39.128	44.593	44.616	29.229	40.690	16:45.126
7	1	<b>2:37.829</b>	44.158	44.804	28.338	40.529	19:22.955
8	1	2:37.907	44.179	45.047	28.451	<b>40.230</b>	22:00.862

51 ESCUDERIA CENTRO ROOKIE 1.Jorge PEREZ MARTINEZ 2.Adrian MARTINEZ PEREZ							
---	--	--	--	--	--	--	--

Vlt.	P	Tiempo	Sector 1	Sector 2	Sector 3	Sector 4	T. Sesión
1	2	3:12.453	1:04.771	52.824	33.434	41.424	3:12.453
2	2	2:42.549	46.282	45.968	29.646	40.653	5:55.002
3	2	2:41.173	45.903	45.284	29.386	40.600	8:36.175
4	2	2:41.616	46.833	44.975	29.275	40.533	11:17.791
5	2	2:39.946	<b>45.118</b>	45.453	<b>28.876</b>	40.499	13:57.737
6	2	2:40.576	45.821	45.291	29.345	<b>40.119</b>	16:38.313
7	2	<b>2:39.383</b>	45.321	<b>44.556</b>	29.225	40.281	19:17.696
8	2	3:23.681B	52.321	55.725	34.412	1:01.223	22:41.377

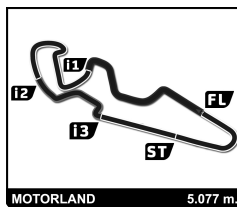
69 C.D.E. ULTIMA VUELTA ROOKIE 1.Martin Manuel NARDI SOL							
1	1	6:02.259	3:59.221	<b>51.487</b>	<b>30.643</b>	<b>40.908</b>	6:02.259
2	1	3:45.568B	<b>48.596</b>	1:12.067	34.807	1:10.098	9:47.827

70 EFICAR TEAM 1.Santiago CASTILLA SALIN							
1	1	7:15.373B	5:08.981	45.804	32.268	48.320	7:15.373
2	1	3:33.409	1:39.047	45.502	28.509	40.351	10:48.782
3	1	2:36.037	44.131	43.728	27.929	40.249	13:24.819
4	1	2:36.173	44.196	43.793	28.188	<b>39.996</b>	16:00.992
5	1	<b>2:35.651</b>	43.829	43.802	<b>27.896</b>	40.124	18:36.643
6	1	2:43.230B	<b>43.812</b>	<b>43.271</b>	27.921	48.226	21:19.873

72 C.D.E. ULTIMA VUELTA 1.Rafael CAMACHO ANGUL							
1	1	3:41.572	1:45.934	46.085	29.146	40.407	3:41.572
2	1	2:35.938	43.880	44.046	28.203	39.809	6:17.510
3	1	2:34.970	44.110	43.532	27.627	39.701	8:52.480
4	1	2:34.781	<b>43.710</b>	43.272	28.109	39.690	11:27.261
5	1	2:34.601	43.869	43.421	27.617	39.694	14:01.862
6	1	2:35.182	43.891	<b>43.207</b>	28.305	39.779	16:37.044
7	1	2:35.130	44.116	43.497	<b>27.517</b>	40.000	19:12.174
8	1	<b>2:34.552</b>	44.078	43.279	27.558	<b>39.637</b>	21:46.726

74 C.D.E. ULTIMA VUELTA 1.Ricardo JIMENEZ MENDE							
1	1	3:46.287	1:40.759	50.376	31.119	44.033	3:46.287
2	1	2:36.388	<b>43.924</b>	43.667	27.772	41.025	6:22.675
3	1	2:56.675	47.161	50.006	34.942	44.566	9:19.350
4	1	<b>2:35.686</b>	44.310	<b>43.431</b>	<b>27.739</b>	<b>40.206</b>	11:55.036
5	1	2:56.664	44.198	48.142	35.616	48.708	14:51.700
6	1	2:56.360	44.164	43.693	27.868	1:00.635	17:48.060
7	1	2:57.027	49.983	48.729	31.832	46.483	20:45.087

76 AD CLEMENTE ARROYO ROOKIE 1.Julian MAZUECOS FERNZ							
1	1	3:43.255	1:45.972	47.502	29.555	40.226	3:43.255
2	1	2:34.477	43.697	43.144	28.309	<b>39.327</b>	6:17.732
3	1	3:16.668	1:00.778	53.772	33.949	48.169	9:34.400
4	1	2:35.098	44.030	43.381	27.943	39.744	12:09.498
5	1	2:41.097B	<b>43.412</b>	43.301	29.288	45.096	14:50.595



# SAXO

## TROFEO ANIVERSARIO MOTORLAND 2021

### Entrenamiento Libre 2

### Vuelta a vuelta

— Vuelta invalidada    ■ Mejor Personal    ■ Mejor de la sesión    ■ Cruzando por el pit lane

Vlt.	P	Tiempo	Sector 1	Sector 2	Sector 3	Sector 4	T. Sesión
6	1	4:01.430	2:00.625	47.440	32.467	40.898	18:52.025
7	1	<b>2:34.473</b>	44.105	<b>43.056</b>	<b>27.786</b>	39.526	21:26.498

77 VSR 1.Alfonso GARCIA CASARE:							
1	1	5:14.805	3:20.742	45.795	28.315	39.953	5:14.805
2	1	2:34.496	43.766	43.328	27.770	39.632	7:49.301
3	1	2:33.549	43.398	43.091	<b>27.343</b>	39.717	10:22.850
4	1	2:33.879	43.415	43.465	27.508	<b>39.491</b>	12:56.729
5	1	2:33.802	43.690	43.157	27.404	39.551	15:30.531
6	1	2:40.593	46.853	43.868	28.561	41.311	18:11.124
7	1	<b>2:33.378</b>	<b>43.196</b>	<b>42.852</b>	27.490	39.840	20:44.502

80 C.D.E. ULTIMA VUELTA 1.Fernando PANIAGUA DUF							
1	1	3:35.088	1:30.978	45.387	34.050	44.673	3:35.088
2	1	2:38.302	45.461	44.664	28.187	39.990	6:13.390
3	1	<b>2:35.556</b>	<b>43.850</b>	44.033	27.885	<b>39.788</b>	8:48.946
4	1	2:42.884B	43.869	44.593	28.074	46.348	11:31.830
5	1	3:58.371	2:06.145	44.235	<b>27.804</b>	40.187	15:30.201
6	1	2:37.745	44.801	44.055	28.789	40.100	18:07.946
7	1	2:37.176	44.130	<b>43.974</b>	28.166	40.906	20:45.122

81 SMC JUNIOR 1.Iñigo MORENO DE CALA							
1	1	5:29.524	3:33.566	45.956	29.694	40.308	5:29.524
2	1	2:54.255	<b>44.349</b>	44.084	29.149	56.673	8:23.779
3	1	2:38.830	45.247	44.341	28.945	40.297	11:02.609
4	1	2:37.429	44.544	44.299	28.486	<b>40.100</b>	13:40.038
5	1	<b>2:37.054</b>	44.544	43.913	<b>28.308</b>	40.289	16:17.092
6	1	2:37.225	44.584	<b>43.784</b>	28.494	40.363	18:54.317
7	1	2:40.078	47.085	44.182	28.560	40.251	21:34.395

88 C.D.E. ULTIMA VUELTA 1.Pablo BLANCO AVILEO ROOKIE							
1	1	5:09.813	3:08.888	47.598	31.808	41.519	5:09.813
2	1	2:42.819	46.662	<b>45.145</b>	30.074	40.938	7:52.632
3	1	3:33.198B	<b>45.158</b>	1:23.377	33.000	51.663	11:25.830
4	1	5:29.368	3:30.078	46.773	30.657	41.860	16:55.198
5	1	2:43.303	46.372	46.760	<b>29.463</b>	40.708	19:38.501
6	1	<b>2:40.812</b>	45.213	45.585	29.480	<b>40.534</b>	22:19.313

89 ESCUDERIA GREDOS 1.Fernando MARQUES IGN/ 2.Jesus JIMENEZ RODRIGL ROOKIE							
1	2	3:20.044	1:15.003	51.831	32.154	41.056	3:20.044
2	2	2:38.813	45.199	44.497	28.627	40.490	5:58.857
3	2	2:37.812	44.530	44.569	28.399	40.314	8:36.669
4	2	2:37.998	45.477	44.474	28.336	<b>39.711</b>	11:14.667
5	2	2:36.953	<b>44.036</b>	44.343	28.471	40.103	13:51.620
6	2	2:37.024	44.665	43.971	28.276	40.112	16:28.644
7	2	<b>2:36.660</b>	44.231	44.152	<b>28.096</b>	40.181	19:05.304

Vlt.	P	Tiempo	Sector 1	Sector 2	Sector 3	Sector 4	T. Sesión
8	2	2:36.787	44.507	<b>43.857</b>	28.314	40.109	21:42.091

93 CLUB JARAMA SPORT 1.Sergio GARCIA SARDINA							
1	1	7:13.795	5:01.140	50.814	38.387	43.454	7:13.795
2	1	3:06.962	46.829	46.811	47.549	45.773	10:20.757
3	1	2:57.025	<b>45.354</b>	46.937	42.611	42.123	13:17.782
4	1	<b>2:42.333</b>	45.411	46.101	<b>29.512</b>	<b>41.309</b>	16:00.115
5	1	3:33.414B	46.835	<b>45.602</b>	54.570	1:06.407	19:33.529

94 C.D.E. ULTIMA VUELTA 1.Angel CERVERA ROJAS ROOKIE							
1	1	4:18.641	2:07.733	51.472	33.831	45.605	4:18.641
2	1	2:48.105	47.183	46.360	33.070	41.492	7:06.746
3	1	<b>2:42.539</b>	<b>45.551</b>	<b>44.937</b>	29.836	42.215	9:49.285
4	1	2:43.766	46.836	45.734	29.686	41.510	12:33.051
5	1	2:42.645	46.089	45.722	29.483	41.351	15:15.696
6	1	2:43.618	47.227	45.282	29.777	<b>41.332</b>	17:59.314
7	1	2:43.966	46.538	45.403	<b>29.200</b>	42.825	20:43.280