

# SAXO TROFEO ANIVERSARIO MOTORLAND 2021

## Entrenamiento Libre 1

### Vuelta a vuelta

— Vuelta invalidada

■ Mejor Personal

■ Mejor de la sesión

■ Cruzando por el pit lane

Vlt. P Tiempo Sector 1 Sector 2 Sector 3 Sector 4 T. Sesión

<b>4</b>	<b>ISRAEL DE ANA MORALES</b>						
	1. Israel DE ANA MORALES						

1	1	10:15.336	8:04.958	50.750	32.130	47.498	10:15.336
2	1	2:40.842	47.241	44.844	28.569	<b>40.188</b>	12:56.178
3	1	2:37.436	<b>44.132</b>	44.486	28.527	40.291	15:33.614
4	1	<b>2:37.236</b>	44.280	<b>43.640</b>	29.022	40.294	18:10.850
5	1	2:37.813	44.409	44.758	<b>28.344</b>	40.302	20:48.663

<b>5</b>	<b>EFICAR TEAM</b>						
	1. Jesus LOPEZ POZUELO F						

1	1	3:59.670	2:03.461	46.154	29.330	40.725	3:59.670
2	1	2:36.823	44.508	44.386	<b>28.025</b>	<b>39.904</b>	6:36.493
3	1	2:36.396	44.165	<b>43.584</b>	28.475	40.172	9:12.889
4	1	2:36.990	44.359	43.914	28.614	40.103	11:49.879
5	1	2:36.233	43.626	44.238	28.217	40.152	14:26.112
6	1	3:00.824	1:08.191	44.154	28.388	40.091	17:26.936
7	1	<b>2:35.468</b>	<b>43.579</b>	43.762	28.053	40.074	20:02.404

<b>6</b>	<b>DEYSCOM SPORT</b>						
	1. Francisco COMENDADOR ROOKIE						

1	1	3:19.127	1:09.105	52.702	33.699	43.621	3:19.127
2	1	2:56.184	48.962	53.115	30.517	43.590	6:15.311
3	1	2:37.730	45.146	44.214	28.311	<b>40.059</b>	8:53.041
4	1	2:39.695	46.285	44.735	28.215	40.460	11:32.736
5	1	2:37.563	44.700	44.217	<b>28.165</b>	40.481	14:10.299
6	1	<b>2:36.855</b>	44.516	43.946	28.226	40.167	16:47.154
7	1	2:37.318	44.639	<b>43.773</b>	28.794	40.112	19:24.472
8	1	3:10.171 B	<b>44.428</b>	44.198	34.053	1:07.492	22:34.643

<b>7</b>	<b>C.D.E. ULTIMA VUELTA</b>						
	1. Alvaro RUIZ DE LA HERMI ROOKIE						

1	1	3:05.131	58.598	51.626	31.500	43.407	3:05.131
2	1	2:46.558	47.922	47.589	30.251	40.796	5:51.689
3	1	<b>2:37.741</b>	44.815	44.157	<b>28.628</b>	<b>40.141</b>	8:29.430
4	1	2:38.111	44.262	44.364	29.304	40.181	11:07.541
5	1	2:57.317	49.351	46.349	34.761	46.856	14:04.858

<b>8</b>	<b>PROMOTION MOTORSPORT</b>						
	1. Oliver MARTIN GARCIA						

1	1	8:48.896	6:45.389	51.231	31.637	40.639	8:48.896
2	1	2:35.881	44.246	43.789	28.164	39.682	11:24.777
3	1	2:35.187	<b>43.495</b>	44.088	<b>28.004</b>	39.600	13:59.964
4	1	<b>2:34.229</b>	43.531	<b>43.310</b>	28.017	<b>39.371</b>	16:34.193
5	1	3:20.870 B	50.311	53.804	38.439	58.316	19:55.063

<b>9</b>	<b>EFICAR TEAM</b>						
	1. Gustavo GOMAR GOMAR						

1	1	10:17.487	8:09.133	49.965	31.813	46.576	10:17.487
2	1	2:46.882	48.476	45.813	30.168	42.425	13:04.369

Vlt. P Tiempo Sector 1 Sector 2 Sector 3 Sector 4 T. Sesión

3	1	2:41.290	46.546	44.959	29.439	40.346	15:45.659
4	1	<b>2:38.333</b>	<b>44.675</b>	44.391	<b>29.005</b>	<b>40.262</b>	18:23.992
5	1	2:38.755	45.040	<b>44.301</b>	29.032	40.382	21:02.747

<b>11</b>	<b>C.D.E. ULTIMA VUELTA</b>						
	1. Marcos MANUEL GONZAL						

1	1	3:54.381	1:39.016	52.669	35.872	46.824	3:54.381
2	1	3:00.445	52.340	47.606	38.580	41.919	6:54.826
3	1	2:45.272	47.484	45.284	30.531	41.973	9:40.098
4	1	2:43.906	46.928	45.301	30.193	41.484	12:24.004
5	1	<b>2:43.722</b>	47.448	<b>45.158</b>	29.877	41.239	15:07.726
6	1	2:44.675	48.792	45.343	<b>29.385</b>	<b>41.155</b>	17:52.401
7	1	3:08.052	<b>46.823</b>	45.531	31.911	1:03.787	21:00.453

<b>12</b>	<b>C.D.E. ULTIMA VUELTA</b>						
	1. Daniel SANCHEZ PECES ROOKIE						

1	1	14:55.482	...	55.899	39.903	53.427	14:55.482
2	1	3:07.400	54.340	53.914	33.417	45.729	18:02.882
3	1	<b>2:54.043</b>	<b>49.500</b>	<b>49.722</b>	<b>30.726</b>	<b>44.095</b>	20:56.925

<b>13</b>	<b>C.D.E. ULTIMA VUELTA</b>						
	1. Ismael ARQUERO SAZ						

1	1	7:12.965	5:01.278	45.888	43.648	42.151	7:12.965
2	1	2:37.538	44.350	43.939	29.037	40.212	9:50.503
3	1	<b>2:35.920</b>	44.148	<b>43.696</b>	28.129	39.947	12:26.423
4	1	2:36.479	44.449	43.733	<b>28.102</b>	40.195	15:02.902
5	1	3:03.044	52.825	53.878	36.354	39.987	18:05.946
6	1	2:35.946	<b>43.615</b>	44.167	28.355	<b>39.809</b>	20:41.892

<b>14</b>	<b>C.D.E. ULTIMA VUELTA</b>						
	1. Antonio HONRADO DE LA ROOKIE						

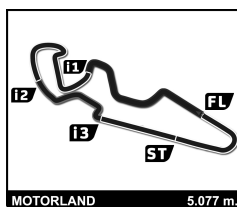
1	1	6:15.325	4:11.807	47.554	31.709	44.255	6:15.325
2	1	2:46.014	47.803	46.792	30.325	41.094	9:01.339
3	1	2:51.066	<b>46.259</b>	45.233	38.028	41.546	11:52.405
4	1	2:43.052	46.961	<b>44.926</b>	30.176	<b>40.989</b>	14:35.457
5	1	<b>2:42.735</b>	46.493	45.302	<b>29.819</b>	41.121	17:18.192
6	1	2:58.178 B	48.983	46.878	30.946	51.371	20:16.370

<b>17</b>	<b>C.D.E. ULTIMA VUELTA</b>						
	1. Francisco PEREZ SIERRA 2. Alberto MARTIN MARTIN						

1	1	7:26.734	5:22.413	48.956	32.002	43.363	7:26.734
2	1	2:47.003	46.894	47.776	31.076	41.257	10:13.737
3	1	2:40.538	44.854	46.431	<b>29.018</b>	40.235	12:54.275
4	1	2:41.085	44.651	46.004	30.198	<b>40.232</b>	15:35.360
5	1	<b>2:38.846</b>	<b>44.610</b>	<b>44.506</b>	29.313	40.417	18:14.206
6	1	3:07.698	52.803	54.239	34.291	46.365	21:21.904

<b>19</b>	<b>C.D.E. ULTIMA VUELTA</b>						
	1. Fernando NAVARRETE RC						

1	1	12:40.534	9:51.201	1:03.453	42.037	1:03.843	12:40.534
---	---	-----------	----------	----------	--------	----------	-----------



# SAXO TROFEO ANIVERSARIO MOTORLAND 2021

## Entrenamiento Libre 1

### Vuelta a vuelta

— Vuelta invalidada    ■ Mejor Personal    ■ Mejor de la sesión    B Cruzando por el pit lane

Vlt.	P	Tiempo	Sector 1	Sector 2	Sector 3	Sector 4	T. Sesión
2	1	2:43.137	52.254	43.986	27.529	39.368	15:23.671
3	1	2:39.554	49.498	43.133	28.009	38.914	18:03.225
4	1	2:33.387	42.965	42.814	28.164	39.444	20:36.612

### 20

#### C.D.E. ULTIMA VUELTA

1. Jose David BARTOL SALA

1	1	10:16.670	8:07.490	48.917	33.307	46.956	10:16.670
2	1	2:48.303	48.474	46.125	29.571	44.133	13:04.973
3	1	2:50.834	48.800	46.977	31.906	43.151	15:55.807
4	1	2:55.559	49.430	46.993	35.433	43.703	18:51.366
5	1	2:51.041	49.458	47.160	32.702	41.721	21:42.407

### 21

#### RASANTE SPORT

1. Sergio CABAL DIEZ

1	1	9:21.272	7:14.027	50.334	33.087	43.824	9:21.272
2	1	2:47.771	50.286	46.082	29.774	41.629	12:09.043
3	1	2:51.650 B	45.718	44.551	28.651	52.730	15:00.693

### 22

#### AUTOMOVIL CLUB ZARAGOZA

1. Guillermo IBAÑEZ BARRE

ROOKIE

1	1	9:03.370	7:02.771	49.241	30.422	40.936	9:03.370
2	1	2:49.773	44.859	44.853	39.156	40.905	11:53.143
3	1	2:39.287	44.683	44.742	29.280	40.582	14:32.430
4	1	2:40.225	45.308	44.540	29.430	40.947	17:12.655
5	1	2:38.058	44.343	44.599	28.839	40.277	19:50.713
6	1	2:39.221	44.788	44.699	29.030	40.704	22:29.934

### 23

#### C.D.E. ULTIMA VUELTA

1. Cristian RUBIO RODRIGUI

ROOKIE

1	1	8:03.196	6:08.450	45.536	28.576	40.634	8:03.196
2	1	2:43.524	44.068	43.358	35.733	40.365	10:46.720
3	1	2:59.541 B	50.132	46.708	30.734	51.967	13:46.261
4	1	5:56.619	4:00.950	43.871	29.150	42.648	19:42.880
5	1	2:36.858	44.203	44.081	28.002	40.572	22:19.738

### 24

#### VSR

1. Javier UGALDE MORENO

ROOKIE

1	1	3:42.871	1:46.916	45.097	30.439	40.419	3:42.871
2	1	2:36.420	44.483	43.401	28.540	39.996	6:19.291
3	1	2:34.633	43.935	43.374	27.883	39.441	8:53.924
4	1	2:34.502	43.937	43.187	27.796	39.582	11:28.426
5	1	2:34.568	43.731	43.285	27.885	39.667	14:02.994
6	1	2:42.242 B	43.521	43.170	27.578	47.973	16:45.236
7	1	5:05.264	3:14.211	43.543	27.919	39.591	21:50.500

### 25

#### C.D.E. ULTIMA VUELTA

1. Manuel COZAR FERNANC

2. Pablo Eduardo ROJAS CO

ROOKIE

1	1	3:23.711	1:20.530	48.840	32.530	41.811	3:23.711
2	1	2:42.345	46.032	45.117	29.045	42.151	6:06.056
3	1	2:54.606 B	48.152	47.089	29.713	49.652	9:00.662

Vlt.	P	Tiempo	Sector 1	Sector 2	Sector 3	Sector 4	T. Sesión
4	1	5:56.834	3:51.708	45.784	37.933	41.409	14:57.496
5	1	3:11.080	47.080	1:01.103	30.362	52.535	18:08.576
6	1	2:42.400	46.026	46.123	29.493	40.758	20:50.976

### 26

#### C.D.E. ULTIMA VUELTA

1. Francisco Javier FERNANI

ROOKIE

1	1	5:43.180	3:35.366	49.793	34.318	43.703	5:43.180
2	1	2:43.956	46.849	45.640	30.497	40.970	8:27.136
3	1	2:40.138	45.632	44.400	29.275	40.831	11:07.274
4	1	2:44.168	49.283	45.392	29.129	40.364	13:51.442
5	1	3:01.812 B	56.290	46.617	29.551	49.354	16:53.254
6	1	4:27.455	2:12.571	44.510	48.443	41.931	21:20.709

### 27

#### C.D.E. ULTIMA VUELTA

1. Marcos DE DIEGO BRAVC

1	1	3:59.386	2:03.080	46.271	28.971	41.064	3:59.386
2	1	2:35.872	44.339	44.046	27.572	39.915	6:35.258
3	1	2:35.131	43.692	43.572	27.966	39.901	9:10.389
4	1	2:35.278	43.674	43.968	27.755	39.881	11:45.667
5	1	2:40.093	43.788	43.955	27.878	44.472	14:25.760
6	1	2:34.647	43.499	43.565	27.904	39.679	17:00.407
7	1	2:42.188 B	43.551	43.237	27.805	47.595	19:42.595

### 30

#### C.D.E. ULTIMA VUELTA

1. Mario CASTRO LORENTE

1	1	5:47.981	3:48.091	47.056	31.062	41.772	5:47.981
2	1	2:39.407	45.303	44.260	29.224	40.620	8:27.388
3	1	2:39.983	45.944	44.186	29.133	40.720	11:07.371
4	1	2:39.609	45.886	44.123	28.757	40.843	13:46.980
5	1	2:46.963 B	44.816	43.846	28.429	49.872	16:33.943
6	1	4:49.022	2:55.441	44.268	28.795	40.518	21:22.965

### 33

#### AKULO MOTORSPORT

1. Sylvain XAVIER SOLER

ROOKIE

1	1	5:26.803	3:12.436	51.330	33.092	49.945	5:26.803
2	1	3:20.030 B	50.365	46.871	44.051	58.743	8:46.833
3	1	4:19.138	2:20.687	45.896	30.220	42.335	13:05.971
4	1	2:50.466	48.852	46.564	32.455	42.595	15:56.437
5	1	3:33.411 B	49.366	47.286	1:06.735	50.024	19:29.848

### 34

#### VSR

1. Ivan VELASCO SANCHEZ

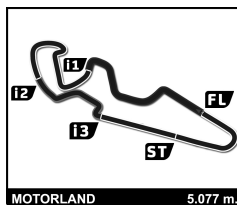
1	1	7:42.348	5:49.447	44.949	28.039	39.913	7:42.348
2	1	2:33.996	43.557	43.272	27.570	39.597	10:16.344
3	1	2:33.038	43.467	43.026	27.148	39.397	12:49.382
4	1	2:31.970	42.806	42.619	27.237	39.308	15:21.352
5	1	2:49.899 B	50.909	43.402	29.343	46.245	18:11.251

### 36

#### C.D.E. ULTIMA VUELTA

1. Marc SANCHO MUÑOZ

ROOKIE



# SAXO TROFEO ANIVERSARIO MOTORLAND 2021

## Entrenamiento Libre 1

### Vuelta a vuelta

— Vuelta invalidada    ■ Mejor Personal    ■ Mejor de la sesión    ■ Cruzando por el pit lane

Vlt.	P	Tiempo	Sector 1	Sector 2	Sector 3	Sector 4	T. Sesión	Vlt.	P	Tiempo	Sector 1	Sector 2	Sector 3	Sector 4	T. Sesión
1	1	4:12.673	2:08.204	48.419	31.096	44.954	4:12.673	2	1	2:40.164	46.306	45.396	28.175	40.287	7:56.532
2	1	2:50.120	47.681	46.336	31.294	44.809	7:02.793	3	1	2:57.522B	43.866	43.950	35.238	54.468	10:54.054
3	1	2:46.372	46.411	47.684	29.775	42.502	9:49.165	4	1	3:43.714	1:50.114	43.630	29.880	40.090	14:37.768
4	1	2:39.527	45.213	44.937	29.047	40.330	12:28.692	5	1	2:36.513	44.079	44.102	28.127	40.205	17:14.281
5	1	2:38.824	44.512	44.386	29.658	40.268	15:07.516	6	1	3:03.189B	43.745	43.553	39.373	56.518	20:17.470
6	1	2:43.313B	44.204	45.738	29.231	44.140	17:50.829								
7	1	3:55.318	1:39.857	53.789	37.682	43.990	21:46.147								

**37** C.D.E. ULTIMA VUELTA  
1.Enrique HERNANDO ALOI

1	1	3:16.829	1:16.523	47.564	31.772	40.970	3:16.829
2	1	2:40.567	46.453	43.873	28.100	42.141	5:57.396
3	1	2:39.724	43.598	45.789	28.800	41.537	8:37.120
4	1	2:41.035B	43.602	43.658	27.966	45.809	11:18.155
5	1	3:51.946	2:01.181	43.247	27.924	39.594	15:10.101
6	1	2:35.417	43.636	43.795	27.750	40.236	17:45.518
7	1	2:37.078	43.742	43.838	29.534	39.964	20:22.596

**44** C.D.E. ULTIMA VUELTA  
1.Israel ALVAREZ ALVAREZ

1	1	3:39.681	1:20.212	53.998	35.769	49.702	3:39.681
2	1	2:40.642	46.907	44.802	28.830	40.103	6:20.323
3	1	2:37.321	44.072	44.821	28.458	39.970	8:57.644
4	1	2:38.510	44.383	44.284	29.066	40.777	11:36.154
5	1	2:38.620	45.952	43.906	28.540	40.222	14:14.774
6	1	2:47.828B	44.452	43.582	28.273	51.521	17:02.602

**47** ESCUDERIA MALLORCA COMPET  
1.Marri FAJEDA REINA ROOKIE

1	1	3:10.974	1:03.920	49.202	32.807	45.045	3:10.974
2	1	2:41.825	45.377	45.691	30.262	40.495	5:52.799
3	1	2:42.092	45.919	44.528	29.057	42.588	8:34.891
4	1	2:36.327	43.804	43.864	28.646	40.013	11:11.218
5	1	2:40.422	46.526	45.035	29.014	39.847	13:51.640
6	1	2:39.154	45.224	44.609	28.956	40.365	16:30.794
7	1	2:49.003B	46.516	44.491	29.378	48.618	19:19.797

**51** ESCUDERIA CENTRO  
1.Jorge PEREZ MARTINEZ ROOKIE  
2.Adrian MARTINEZ PEREZ

1	1	3:32.346	1:05.527	57.707	36.858	52.254	3:32.346
2	1	2:49.587	49.440	46.375	30.779	42.993	6:21.933
3	1	2:44.304	46.120	46.163	30.094	41.927	9:06.237
4	1	2:44.487	46.275	46.847	29.684	41.681	11:50.724
5	1	2:42.017	45.237	45.715	29.779	41.286	14:32.741
6	1	2:42.028	45.786	45.438	29.270	41.534	17:14.769
7	1	2:40.533	45.016	45.378	28.947	41.192	19:55.302
8	1	3:17.231B	53.475	49.780	36.300	57.676	23:12.533

**70** EFICAR TEAM  
1.Santiago CASTILLA SALIN

1	1	5:16.368	3:16.787	48.095	30.456	41.030	5:16.368
---	---	----------	----------	--------	--------	--------	----------

**72** C.D.E. ULTIMA VUELTA  
1.Rafael CAMACHO ANGUL

1	1	3:22.264	1:13.599	54.652	32.287	41.726	3:22.264
2	1	2:36.343	44.559	43.835	28.272	39.677	5:58.607
3	1	2:41.326B	43.801	43.181	27.963	46.381	8:39.933
4	1	4:12.228	2:20.760	43.928	27.903	39.637	12:52.161
5	1	2:34.272	43.516	43.349	27.953	39.454	15:26.433
6	1	2:35.433	44.182	43.372	27.862	40.017	18:01.866
7	1	2:35.155	43.825	43.173	28.690	39.467	20:37.021

**74** C.D.E. ULTIMA VUELTA  
1.Ricardo JIMENEZ MENDE

1	1	3:00.807	1:00.883	47.565	30.143	42.216	3:00.807
2	1	2:36.775	44.509	44.115	27.976	40.175	5:37.582
3	1	2:53.335	44.200	45.679	33.396	50.060	8:30.917
4	1	2:44.032B	44.129	44.759	29.483	45.661	11:14.949
5	1	5:03.013	2:59.124	46.027	30.148	47.714	16:17.962
6	1	2:46.065	43.745	43.354	37.863	41.103	19:04.027
7	1	2:35.621	43.687	43.449	28.237	40.248	21:39.648

**76** AD CLEMENTE ARROYO  
1.Julian MAZUECOS FERNZ ROOKIE

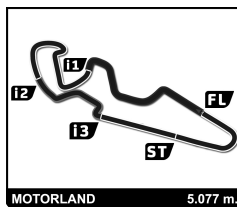
1	1	3:19.460	1:12.632	54.544	31.556	40.728	3:19.460
2	1	2:36.979	45.167	43.946	28.185	39.681	5:56.439
3	1	2:37.116	46.324	43.553	27.877	39.362	8:33.555
4	1	2:42.959B	43.524	43.001	28.903	47.531	11:16.514
5	1	4:36.517	2:35.929	52.197	28.606	39.785	15:53.031
6	1	2:34.121	43.379	43.038	27.837	39.867	18:27.152
7	1	2:35.799	45.317	42.994	27.848	39.640	21:02.951

**77** VSR  
1.Alfonso GARCIA CASARE

1	1	5:18.679	3:07.313	52.211	32.390	46.765	5:18.679
2	1	2:48.279	48.672	48.761	29.868	40.978	8:06.958
3	1	2:36.541	44.851	44.012	27.594	40.084	10:43.499
4	1	2:33.724	43.496	43.063	27.365	39.800	13:17.223
5	1	2:33.607	43.154	42.784	27.666	40.003	15:50.830
6	1	2:51.826B	43.219	44.840	30.638	53.129	18:42.656

**80** C.D.E. ULTIMA VUELTA  
1.Fernando FERNANDO PAI

1	1	6:59.379	4:41.766	57.765	35.635	44.213	6:59.379
2	1	2:57.372	46.067	46.355	39.428	45.522	9:56.751
3	1	2:43.459	46.436	45.256	29.736	42.031	12:40.210
4	1	2:41.819	45.323	44.824	28.750	42.922	15:22.029



# SAXO

## TROFEO ANIVERSARIO MOTORLAND 2021

### Entrenamiento Libre 1

### Vuelta a vuelta

— Vuelta invalidada    ■ Mejor Personal    ■ Mejor de la sesión    B Cruzando por el pit lane

Vlt.	P	Tiempo	Sector 1	Sector 2	Sector 3	Sector 4	T. Sesión	Vlt.	P	Tiempo	Sector 1	Sector 2	Sector 3	Sector 4	T. Sesión
5	1	2:40.646	46.088	45.731	28.790	40.037	18:02.675								
6	1	<b>2:36.114</b>	<b>44.299</b>	<b>43.778</b>	<b>28.198</b>	<b>39.839</b>	20:38.789								

81		SMC JUNIOR					
		1. Iñigo MORENO DE CALA					
1	1	3:18.013	1:17.518	47.433	31.625	41.437	3:18.013
2	1	2:40.391	45.887	44.382	29.234	40.888	5:58.404
3	1	2:40.395	44.914	44.049	29.425	42.007	8:38.799
4	1	2:38.220	44.914	44.202	28.739	40.365	11:17.019
5	1	2:37.254	44.582	44.015	28.677	<b>39.980</b>	13:54.273
6	1	<b>2:36.833</b>	44.351	43.578	28.813	40.091	16:31.106
7	1	2:37.147	44.485	<b>43.566</b>	<b>28.351</b>	40.745	19:08.253
8	1	2:37.052	<b>44.323</b>	43.874	28.823	40.032	21:45.305

88		C.D.E. ULTIMA VUELTA					
		1. Pablo BLANCO AVILEO					
		ROOKIE					
1	1	3:17.483	1:08.014	52.801	33.357	43.311	3:17.483
2	1	2:50.805	50.142	47.200	31.913	41.550	6:08.288
3	1	2:43.654	46.517	45.571	30.097	41.469	8:51.942
4	1	2:43.935	46.967	45.951	29.832	41.185	11:35.877
5	1	2:42.922	47.910	44.942	<b>29.378</b>	<b>40.692</b>	14:18.799
6	1	<b>2:41.470</b>	45.904	44.784	29.610	41.172	17:00.269
7	1	2:51.153 B	<b>45.526</b>	<b>44.390</b>	29.546	51.691	19:51.422

89		ESCUDERIA GREDOS					
		1. Fernando MARQUES IGN/ 2. Jesus JIMENEZ RODRIGL					
		ROOKIE					
1	1	3:40.339	1:24.444	51.641	35.865	48.389	3:40.339
2	1	2:46.738	48.220	47.320	30.575	40.623	6:27.077
3	1	<b>2:39.569</b>	<b>44.709</b>	44.916	29.189	40.755	9:06.646
4	1	2:47.410	46.441	50.439	29.634	40.896	11:54.056
5	1	2:41.702	45.827	45.036	30.352	40.487	14:35.758
6	1	2:42.972	49.149	<b>44.641</b>	28.869	<b>40.313</b>	17:18.730
7	1	2:40.963	46.392	44.789	29.243	40.539	19:59.693
8	1	2:40.118	45.532	45.728	<b>28.496</b>	40.362	22:39.811

93		CLUB JARAMA SPORT					
		1. Sergio GARCIA SARDINA					
1	1	9:46.738	7:29.784	55.108	36.108	45.738	9:46.738
2	1	3:05.544 B	50.878	47.057			12:52.282
3	1	4:34.524	2:34.611	46.604	<b>29.961</b>	43.348	17:26.806
4	1	<b>2:45.105</b>	<b>46.803</b>	<b>46.045</b>	30.177	<b>42.080</b>	20:11.911

94		C.D.E. ULTIMA VUELTA					
		1. Angel CERVERA ROJAS					
		ROOKIE					
1	1	3:39.020	1:26.649	51.473	34.841	46.057	3:39.020
2	1	2:53.301	49.312	47.242	33.586	43.161	6:32.321
3	1	2:51.793	50.258	48.187	31.065	<b>42.283</b>	9:24.114
4	1	<b>2:44.414</b>	46.292	<b>45.869</b>	29.954	42.299	12:08.528
5	1	3:03.947 B	53.177	46.774	32.245	51.751	15:12.475
6	1	4:27.461	2:25.698	46.821	32.492	42.450	19:39.936
7	1	2:44.469	<b>46.166</b>	46.209	<b>29.659</b>	42.435	22:24.405